



Polizeiliche Kriminalstatistik Brandenburg

**Kriminalität auf
Gemeindeebene**

2018

Nachdruck und sonstige Vervielfältigungen - auch auszugsweise - nur mit Quellenangaben gestattet.

Herausgegeben vom Polizeipräsidium Land Brandenburg, Fachdirektion Landeskriminalamt, Tramper
Chaussee 1, 16225 Eberswalde

Tel.: 3334-388-0

E-mail: pks.lka@polizei.brandenburg.de

Erschienen im September 2019

ISSN 0943-2760

Inhalt

| | |
|---|----|
| Kriminalitätsdarstellung auf Gemeindeebene..... | 2 |
| 1. Vorbemerkungen..... | 2 |
| 2. HZ Straftaten gesamt 2018 und 2017 | 4 |
| 3. HZ Straftaten gesamt ohne Verstöße gegen Aufenthalts-, Asyl-, FreizügigkeitsG/EU | 5 |
| 4. HZ Straftaten gegen die sexuelle Selbstbestimmung gesamt 2018 und 2017 | 6 |
| 5. HZ Körperverletzung gesamt 2018 und 2017 | 7 |
| 6. HZ Diebstahl gesamt 2018 und 2017 | 8 |
| 7. HZ Diebstahl von Kraftwagen 2018 und 2017..... | 9 |
| 8. HZ Diebstahl von Fahrrädern 2018 und 2017 | 10 |
| 9. HZ Diebstahl in und aus Boden- und Kellerräumen 2018 und 2017 | 11 |
| 10. HZ Wohnungseinbruchdiebstahl 2018 und 2017 | 12 |
| 11. HZ Ladendiebstahl 2018 und 2017 | 13 |
| 12. HZ Diebstahl an und aus Kraftfahrzeugen 2018 und 2017 | 14 |
| 13. HZ Betrug 2018 und 2017..... | 15 |
| 14. HZ Brandstiftung und Herbeiführen einer Brandgefahr 2018 und 2017 | 16 |
| 15. HZ Sachbeschädigung 2018 und 2017 | 17 |
| 16. HZ Rauschgiftkriminalität 2018 und 2017 | 18 |
| 17. HZ Gewaltkriminalität 2018 und 2017 | 19 |
| 18. HZ Kriminalität rund ums Kfz (KFZ-Kriminalität) 2018 und 2017 | 20 |
| 19. HZ Straßenkriminalität 2018 und 2017..... | 21 |

Kriminalitätsdarstellung auf Gemeindeebene

1. Vorbemerkungen

Nachfolgende Übersichten geben einen Überblick über die registrierte Kriminalitätsbelastung (HZ) und die erfassten Fälle in den einzelnen Gemeinden, Landkreisen und kreisfreien Städte des Landes Brandenburg für:

- Straftaten gesamt,
- Straftaten gesamt ohne Verstöße gegen Aufenthalts-, Asyl-, FreizügigkeitsG/EU,
- Straftaten gegen die sexuelle Selbstbestimmung,
- Körperverletzung,
- Diebstahl gesamt,
- Diebstahl von Kraftwagen,
- Diebstahl von Fahrrädern,
- Diebstahl in und aus Boden- und Kellerräumen,
- Wohnungseinbruchdiebstahl,
- Ladendiebstahl gesamt,
- Diebstahl an und aus Kraftfahrzeugen,
- Betrug,
- Brandstiftung und Herbeiführen einer Brandgefahr,
- Sachbeschädigung,
- Rauschgiftkriminalität,
- Gewaltkriminalität,
- Kriminalität rund ums Kfz (KFZ-Kriminalität) sowie
- Straßenkriminalität.

Eine tabellarische Darstellung zu den Fallzahlen, Häufigkeitszahlen und Aufklärungsquoten der ausgewählten Deliktsbereiche je Gemeinde ist dem Tabellenteil des PKS Jahrbuches (Teil 3) zu entnehmen bzw. wird im Anschluss an die Grafiken aufgeführt.

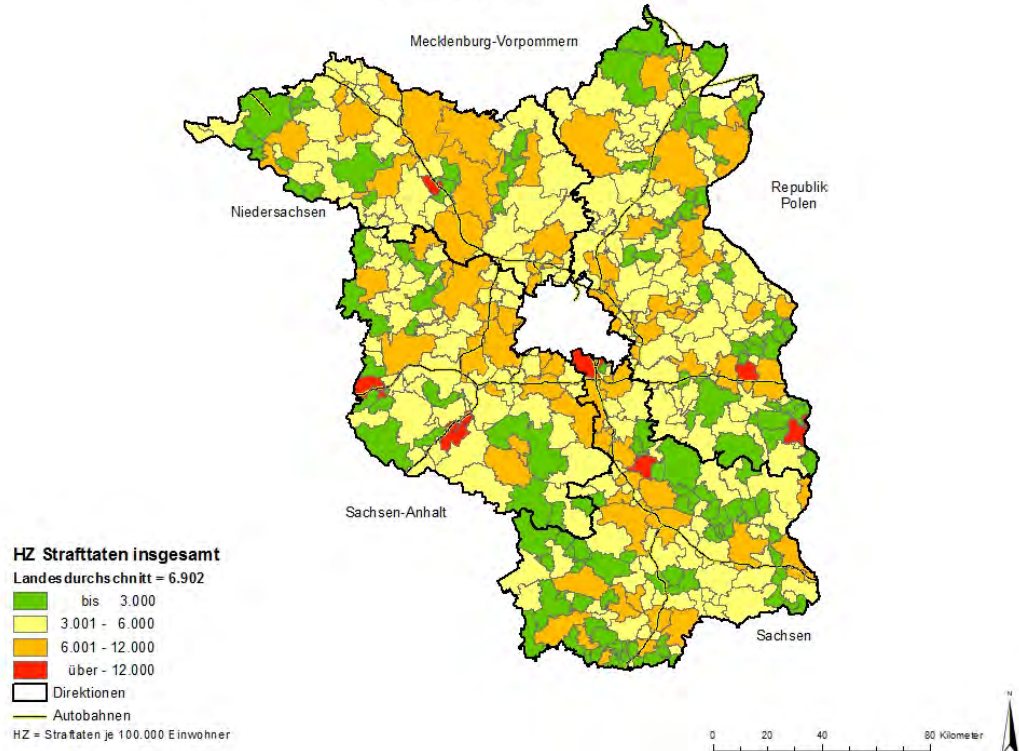
In der Darstellung innerhalb der Grafiken werden die Gemeinden und Städte den einzelnen territorialen Zuständigkeitsbereichen der Polizeiinspektionen (PI) zu geordnet.

Zuordnung der Gemeinden und Städte zu den Polizeiinspektionen

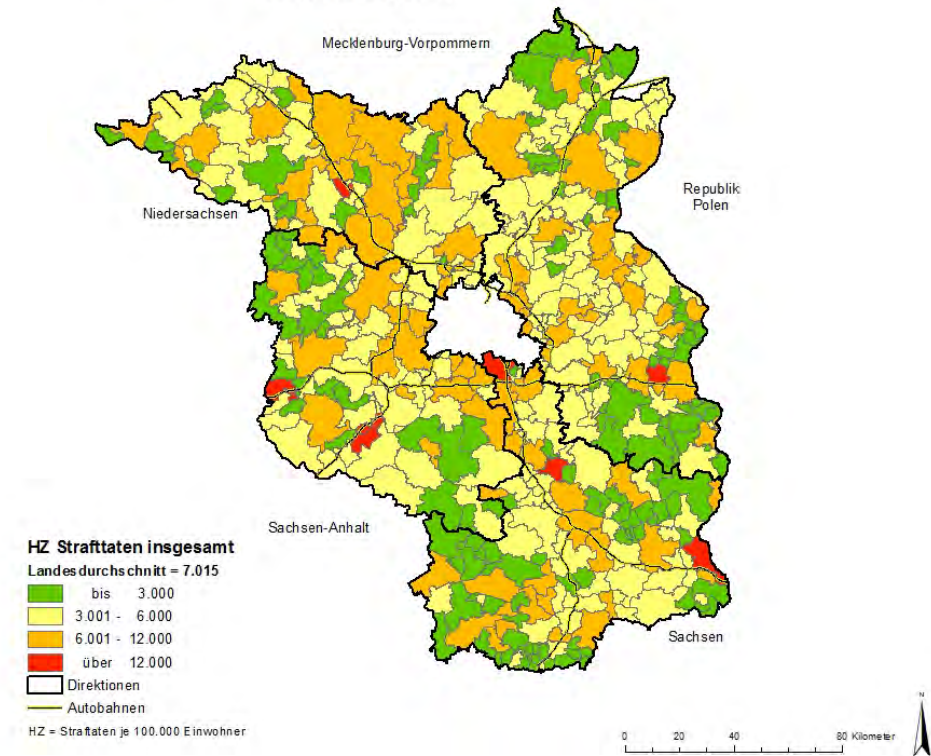
| Polizeibereich | Gemeindezuständigkeit |
|--|---|
| PI PR (Prignitz) | Lkrs. Prignitz |
| PI OPR (Ostprignitz-Ruppin) | Lkrs. Ostprignitz-Ruppin |
| PI OHV (Oberhavel) | Lkrs. Oberhavel |
| PI UM (Uckermark) | Lkrs. Uckermark |
| PI BAR (Barnim) | Lkrs. Barnim |
| PI MOL (Märkisch-Oderland) | Lkrs. Märkisch-Oderland |
| PI OS-FFO (Oder-Spree/Frankfurt(Oder)) | Lkrs. Oder-Spree; Frankfurt(Oder) |
| PI CB-SPN (Cottbus/Spree-Neiße) | Lkrs. Spree-Neiße, Cottbus |
| PI OSL (Oberspreewald-Lausitz) | Lkrs. Oberspreewald-Lausitz |
| PI DS (Dahme-Spreewald) | Lkrs. Dahme-Spreewald ohne Schönefeld |
| PI EE (Elbe-Elster) | Lkrs. Elbe-Elster |
| PI TF (Teltow-Fläming) | Lkrs. Teltow-Fläming |
| PI FH (Fughafen-Schönefeld) | Gemeinde Schönefeld |
| PI PDM (Potsdam) | Potsdam, Stahnsdorf, Teltow, Kleinmachnow, Nuthetal, Schwielowsee, Werder |
| PI BRB (Brandenburg) | Lkrs. Potsdam-Mittelmark ohne: Stahnsdorf, Teltow, Kleinmachnow, Nuthetal, Schwielowsee, Werder |
| PI HVL (Havelland) | Lkrs. Havelland |

2. HZ Straftaten gesamt 2018 und 2017

Kriminalitätshäufigkeitszahlen des Landes Brandenburg 2018
- Straftaten insgesamt -

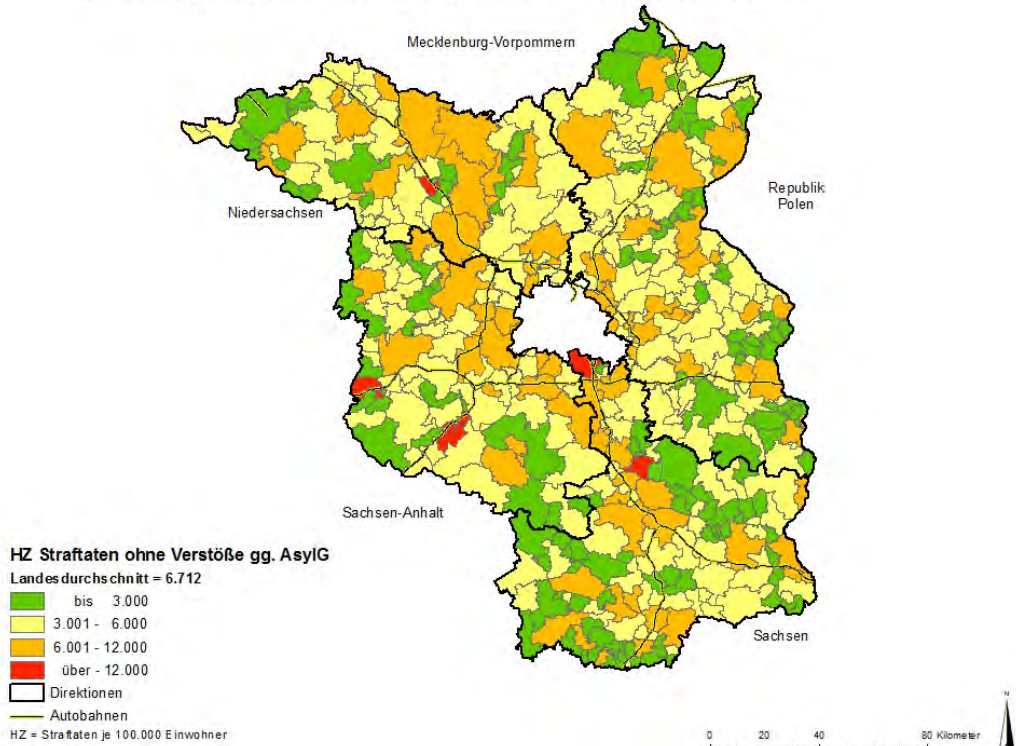


Kriminalitätshäufigkeitszahlen des Landes Brandenburg 2017
- Straftaten insgesamt -

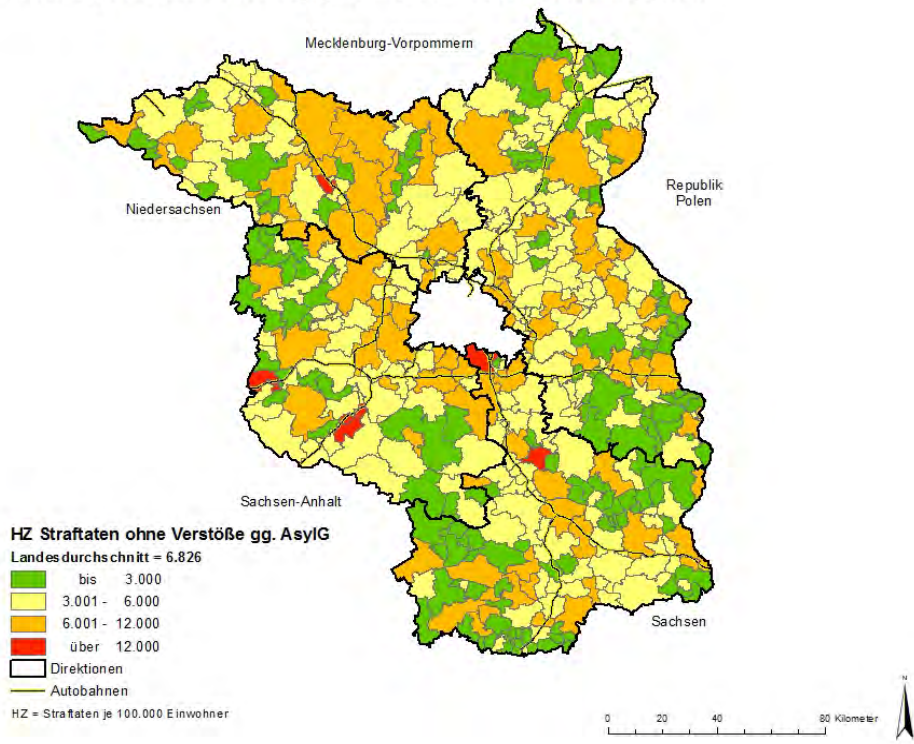


3. HZ Straftaten gesamt ohne Verstöße gegen Aufenthalts-, Asyl-, FreizügigkeitsG/EU 2018 und 2017

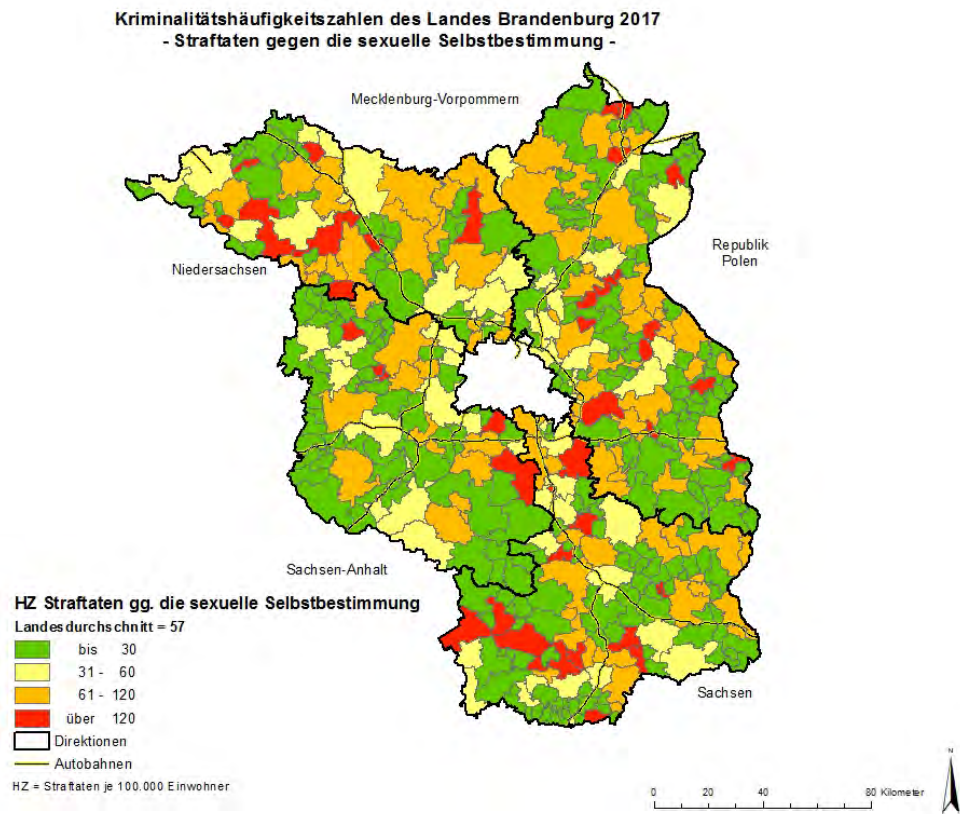

Kriminalitätshäufigkeitszahlen des Landes Brandenburg 2018
 - Straftaten insgesamt ohne Verstöße gegen Aufenthalts-, Asyl- oder FreizügigkeitsG -



Kriminalitätshäufigkeitszahlen des Landes Brandenburg 2017
 - Straftaten insgesamt ohne Verstöße gegen Aufenthalts-, Asyl- oder FreizügigkeitsG -

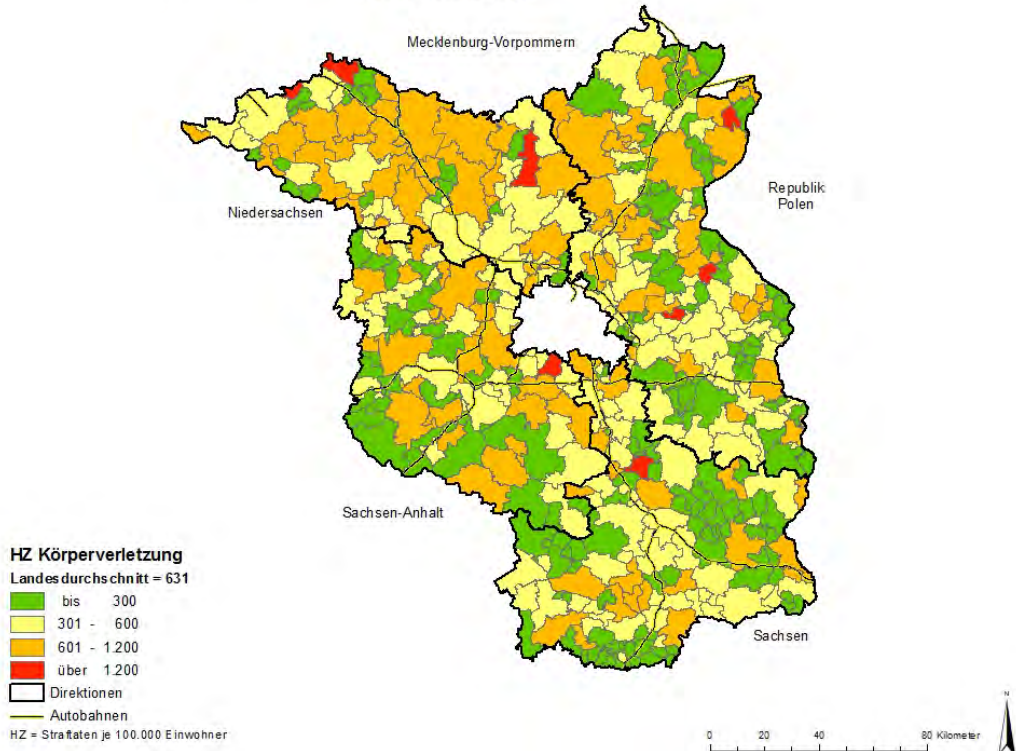


4. HZ Straftaten gegen die sexuelle Selbstbestimmung gesamt 2018 und 2017

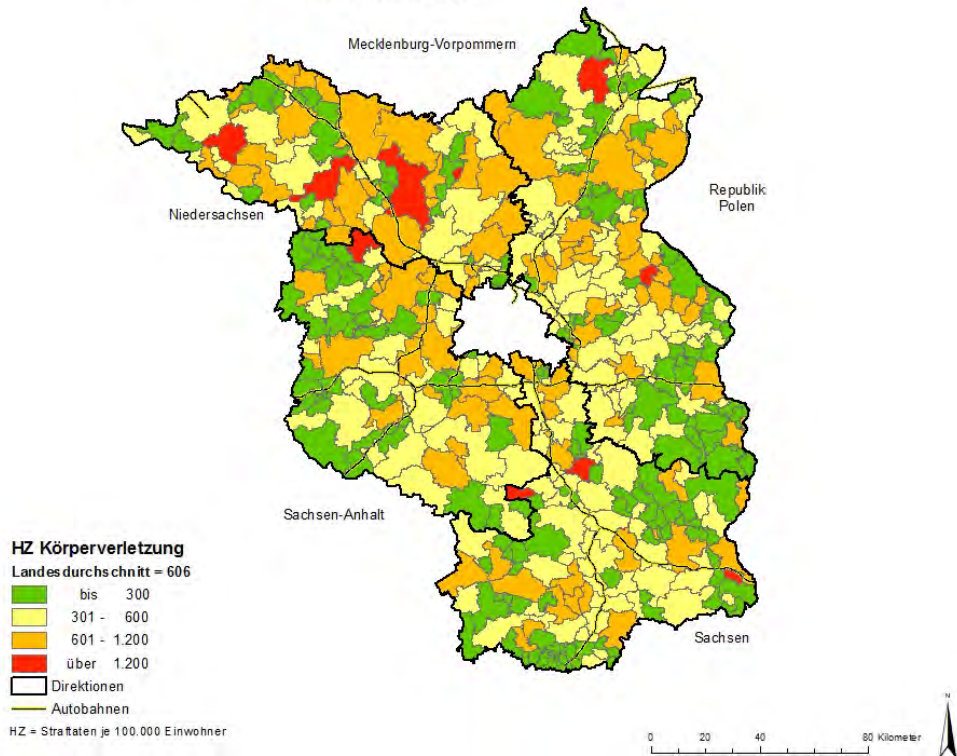


5. HZ Körperverletzung gesamt 2018 und 2017

**Kriminalitätshäufigkeitszahlen des Landes Brandenburg 2018
- Körperverletzung -**

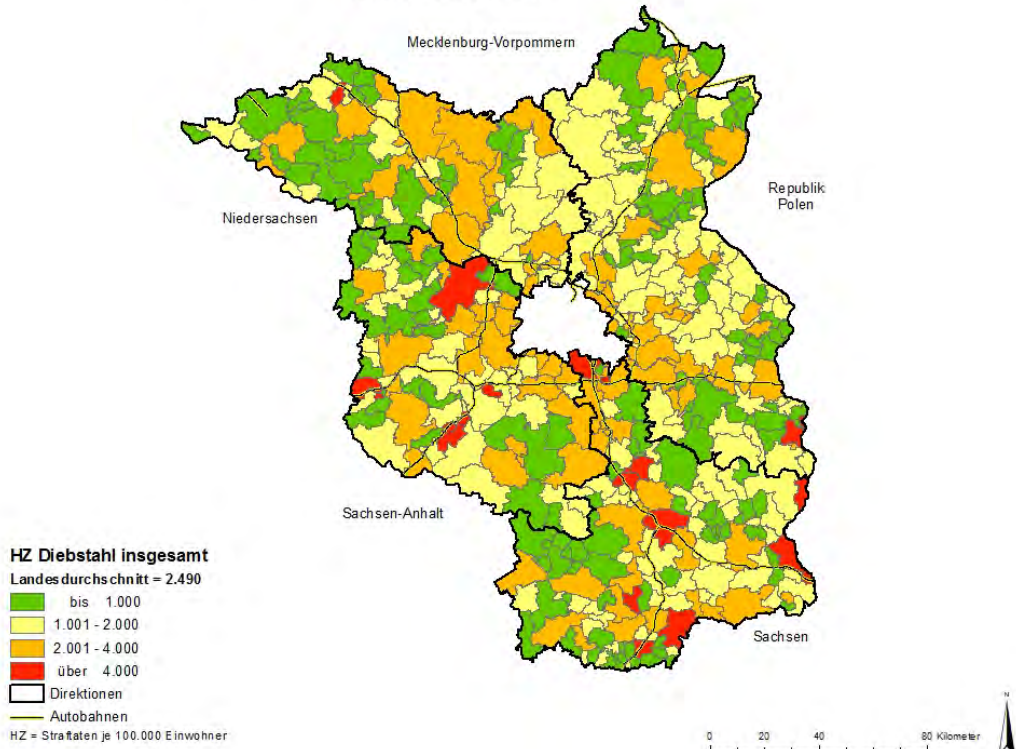


**Kriminalitätshäufigkeitszahlen des Landes Brandenburg 2017
- Körperverletzung -**

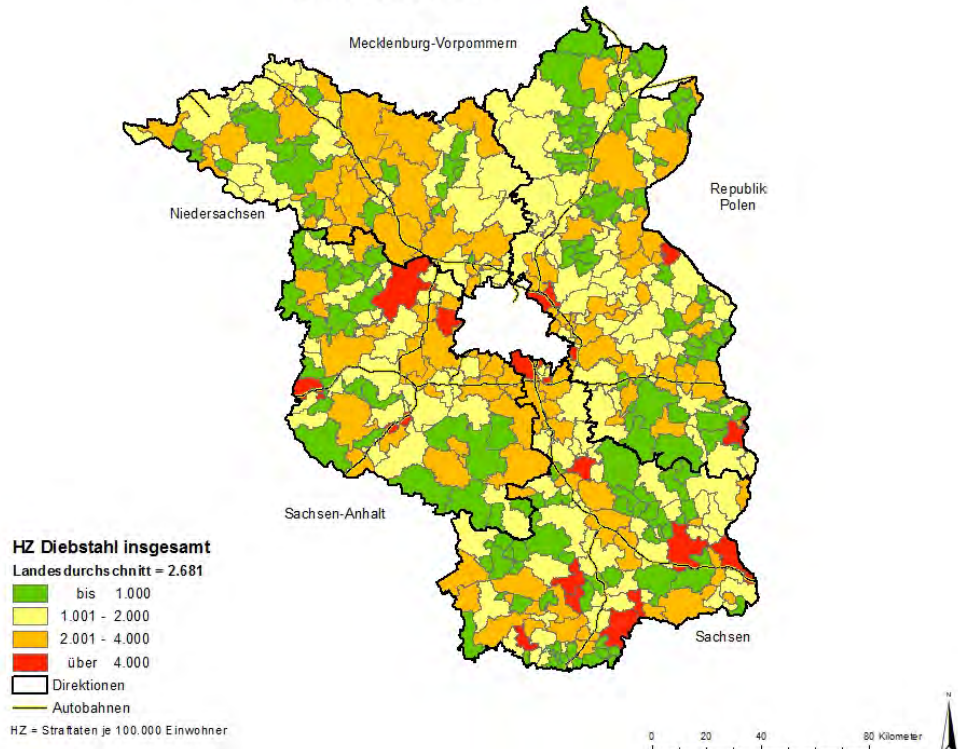


6. HZ Diebstahl gesamt 2018 und 2017

Kriminalitätshäufigkeitszahlen des Landes Brandenburg 2018
- Diebstahl insgesamt -

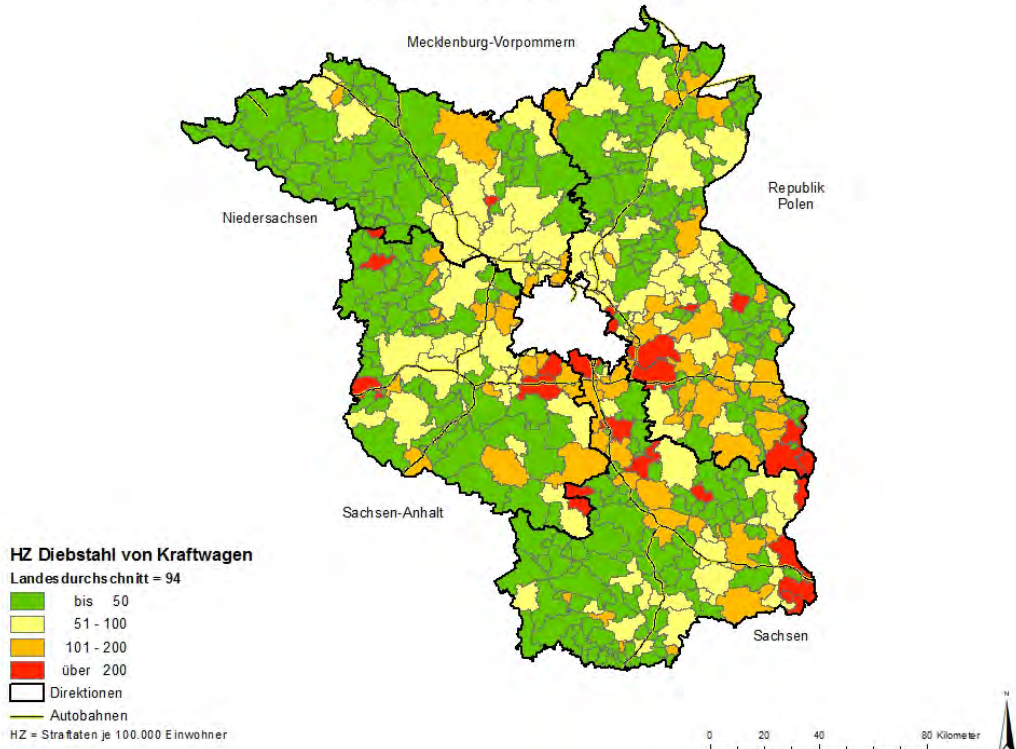


Kriminalitätshäufigkeitszahlen des Landes Brandenburg 2017
- Diebstahl insgesamt -

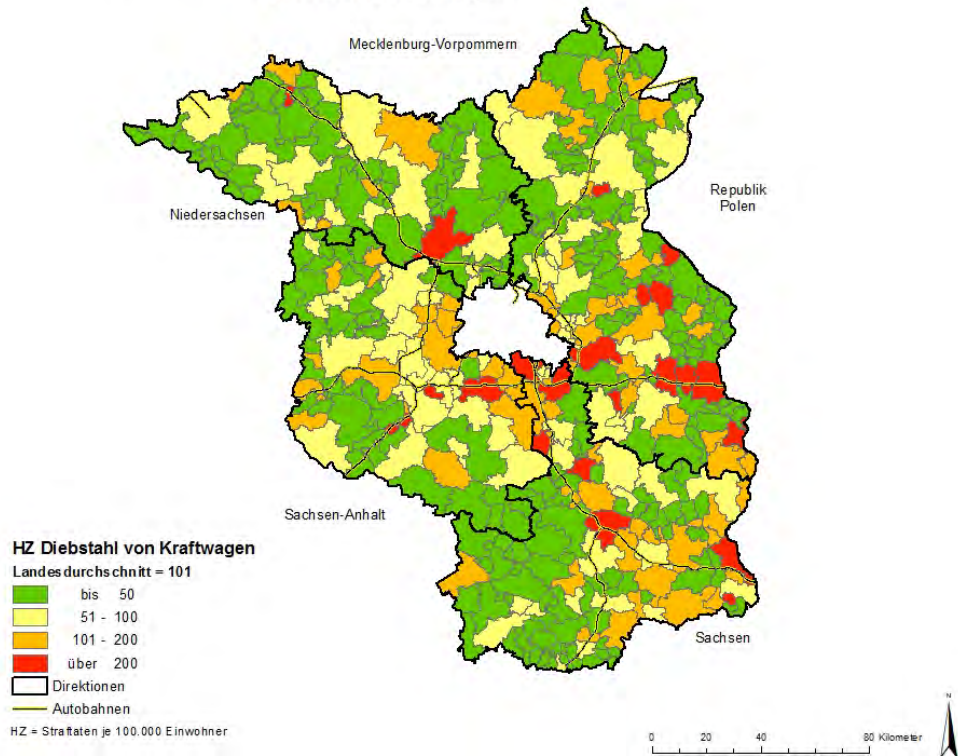


7. HZ Diebstahl von Kraftwagen 2018 und 2017

**Kriminalitätshäufigkeitszahlen des Landes Brandenburg 2018
- Diebstahl von Kraftwagen -**

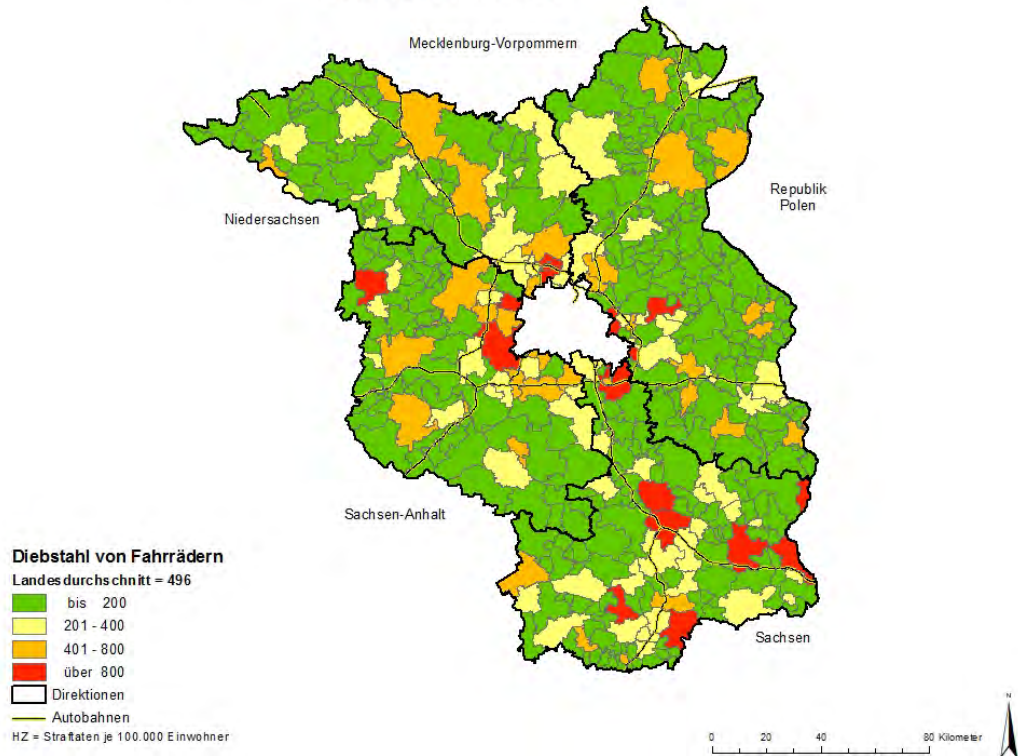


**Kriminalitätshäufigkeitszahlen des Landes Brandenburg 2017
- Diebstahl von Kraftwagen -**

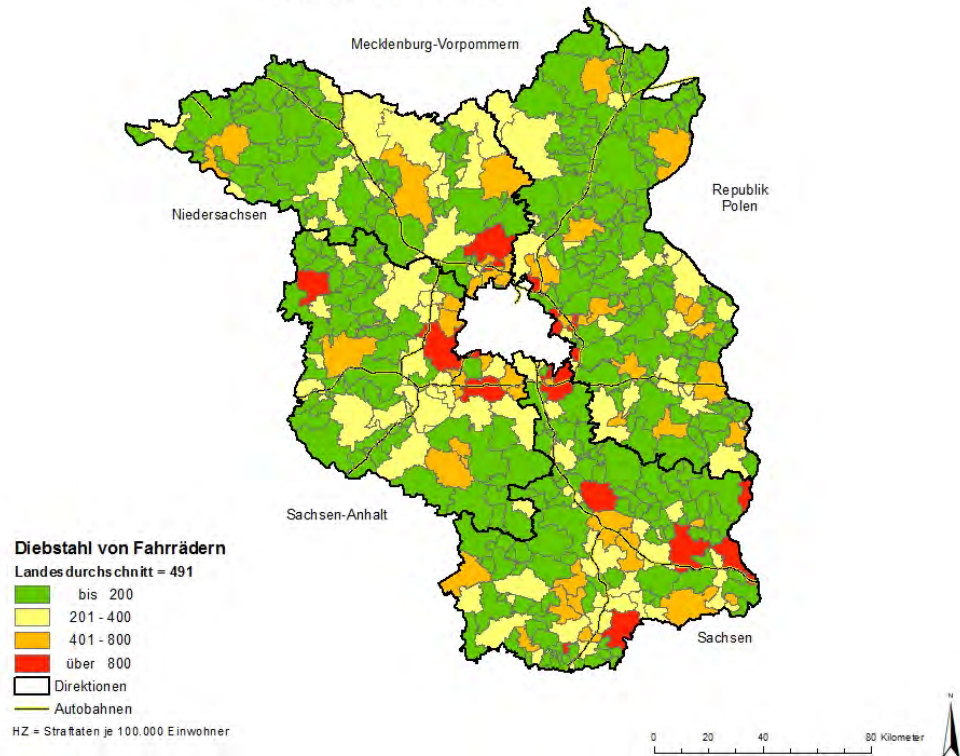


8. HZ Diebstahl von Fahrrädern 2018 und 2017

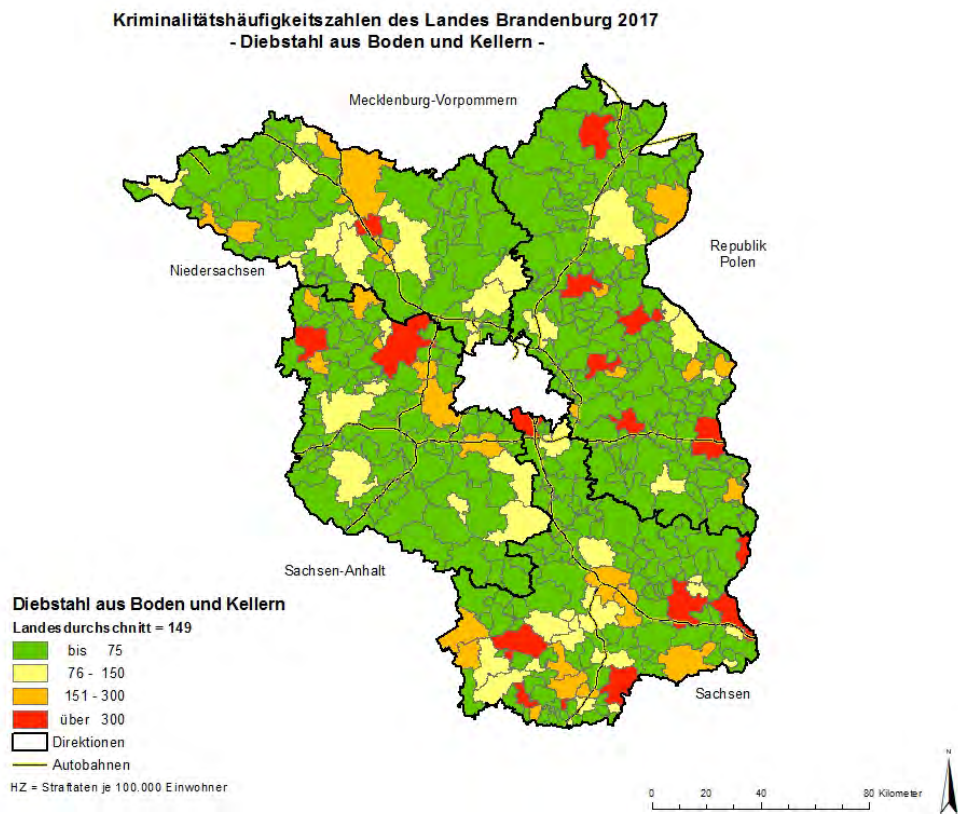
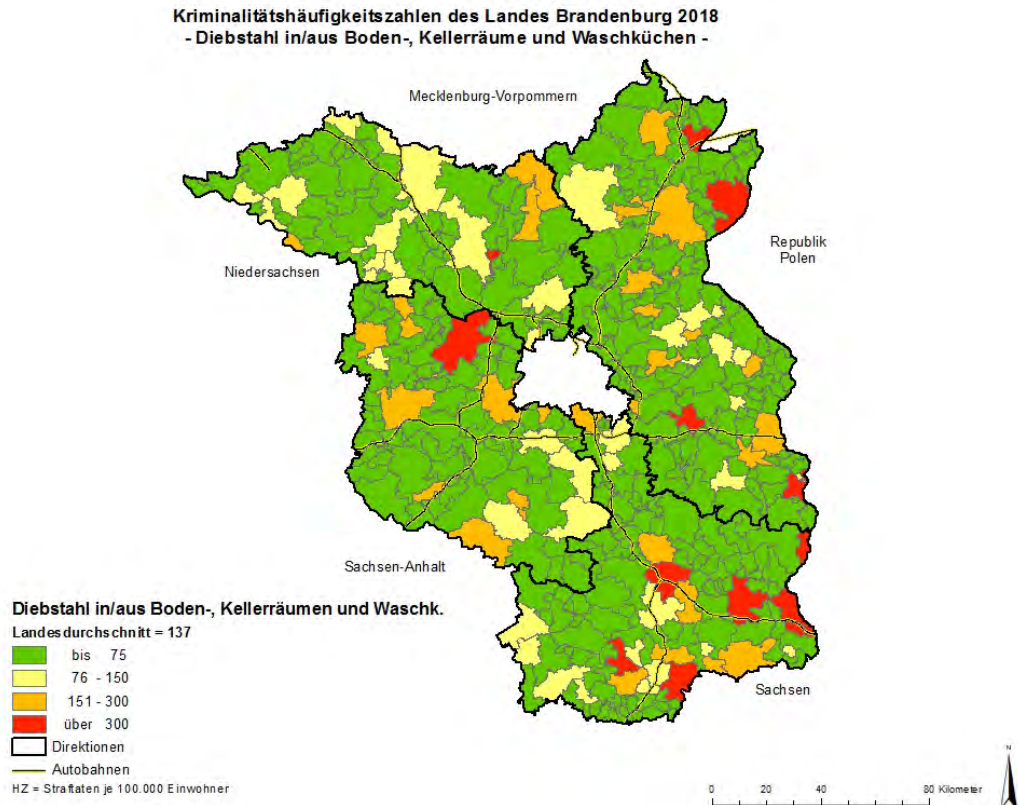
**Kriminalitätshäufigkeitszahlen des Landes Brandenburg 2018
- Diebstahl von Fahrrädern -**



**Kriminalitätshäufigkeitszahlen des Landes Brandenburg 2017
- Diebstahl von Fahrrädern -**

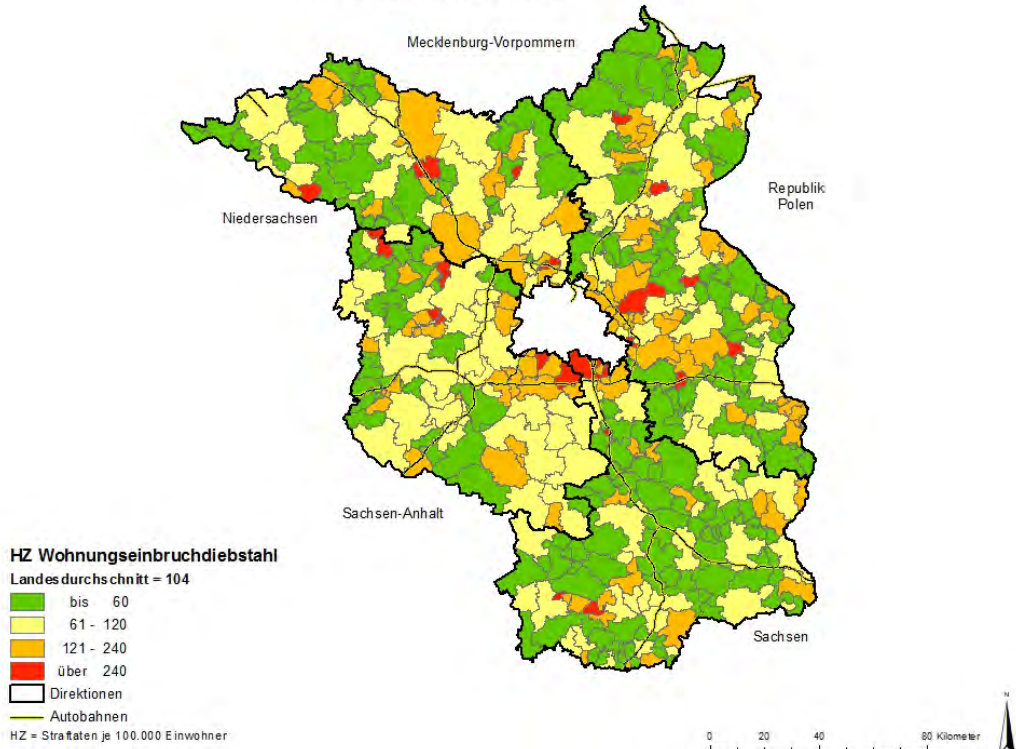


9. HZ Diebstahl in und aus Boden- und Kellerräumen 2018 und 2017

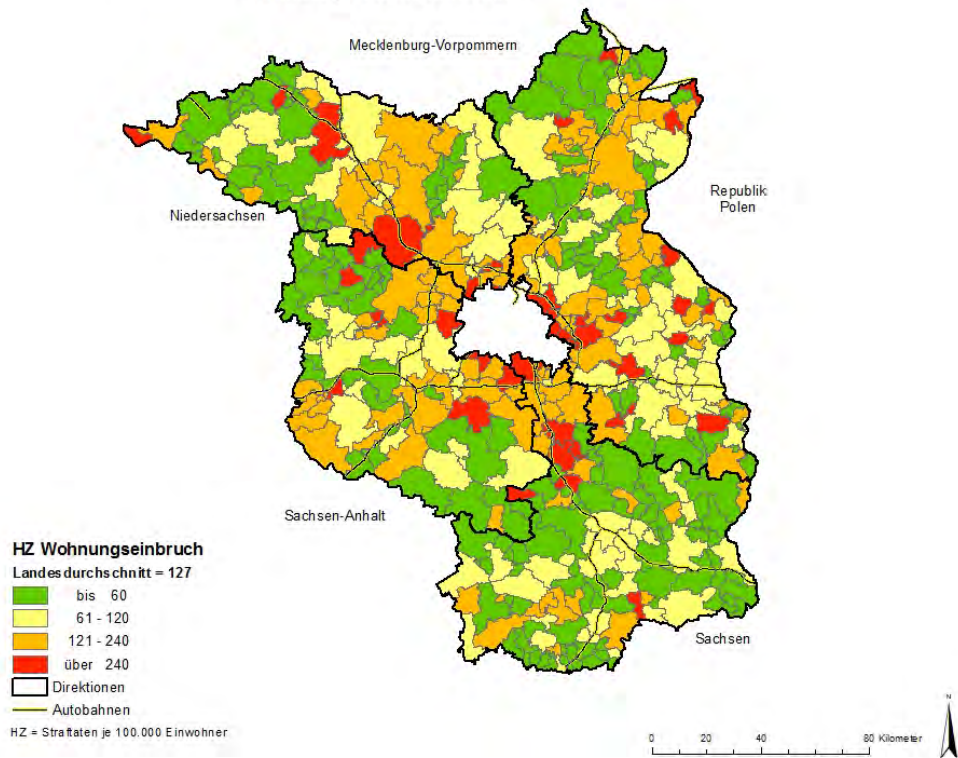


10. HZ Wohnungseinbruchdiebstahl 2018 und 2017

Kriminalitätshäufigkeitszahlen des Landes Brandenburg 2018
- Wohnungseinbruchdiebstahl -

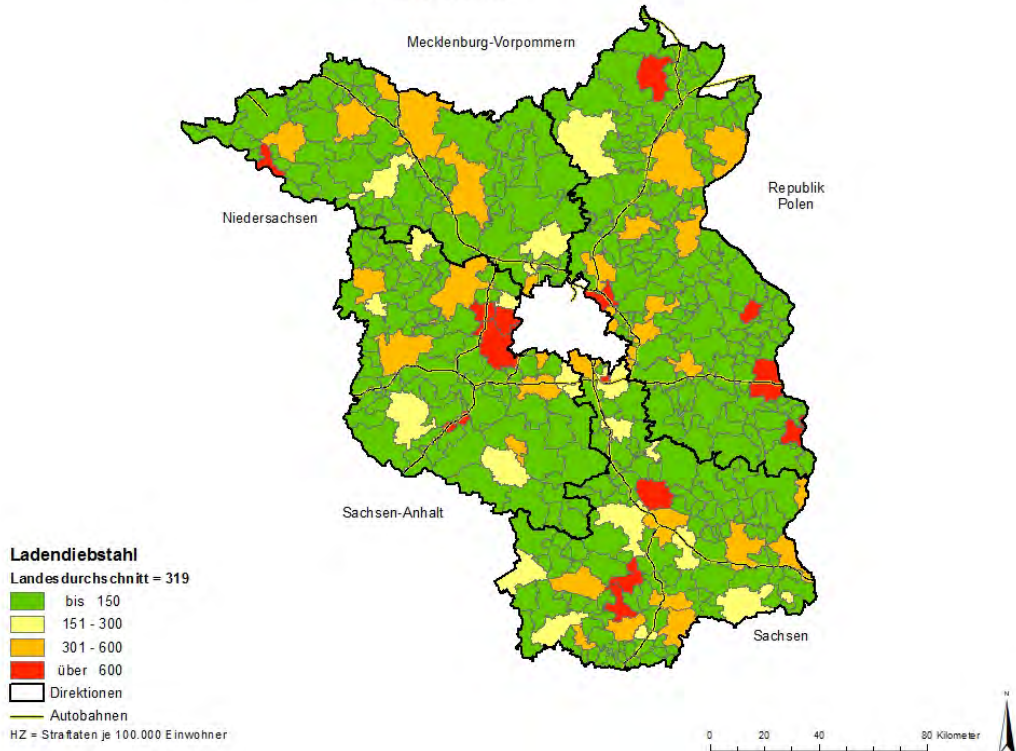


Kriminalitätshäufigkeitszahlen des Landes Brandenburg 2017
- Wohnungseinbruchdiebstahl -

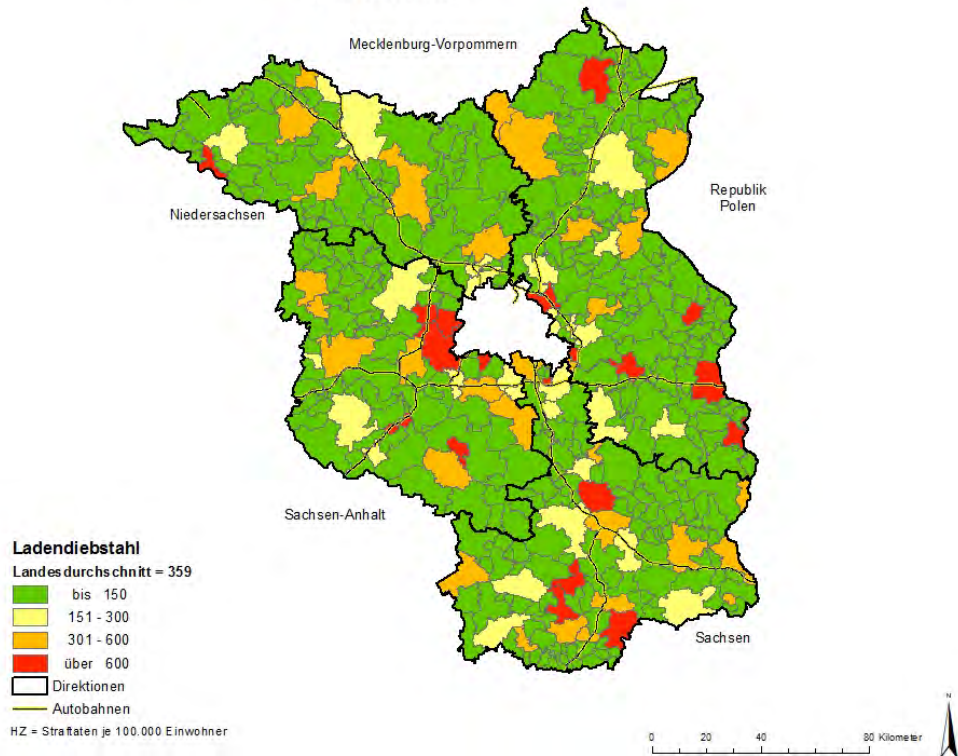


11. HZ Ladendiebstahl 2018 und 2017

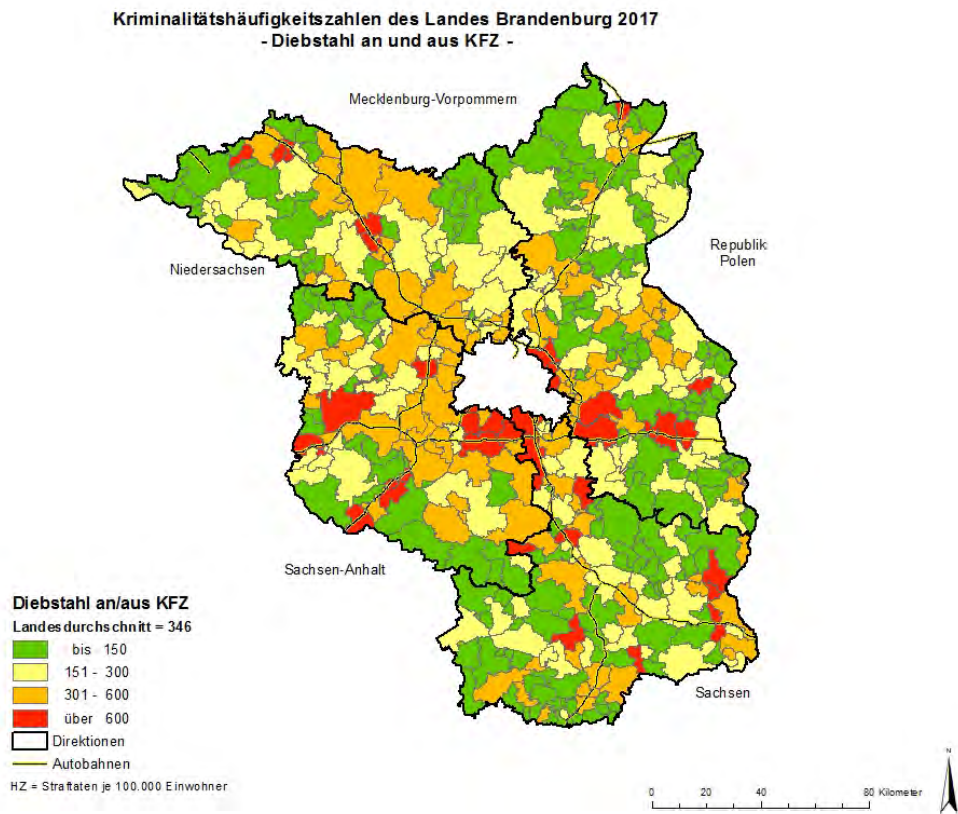
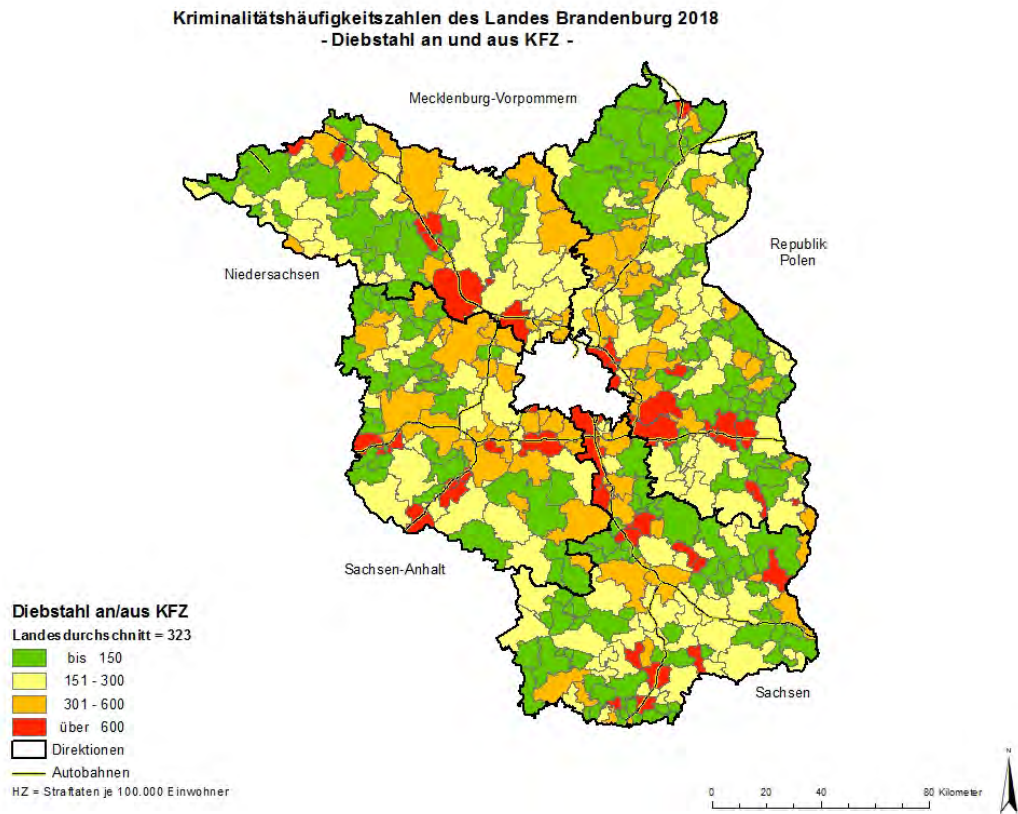
Kriminalitätshäufigkeitszahlen des Landes Brandenburg 2018
- Ladendiebstahl -



Kriminalitätshäufigkeitszahlen des Landes Brandenburg 2017
- Ladendiebstahl -

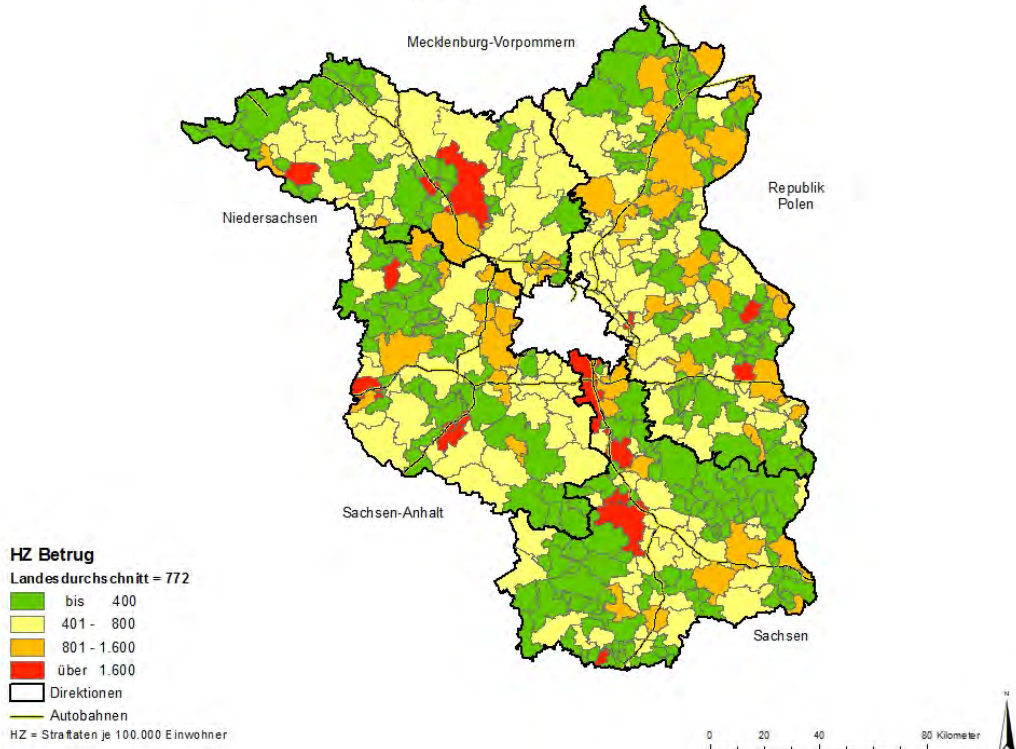


12. HZ Diebstahl an und aus Kraftfahrzeugen 2018 und 2017

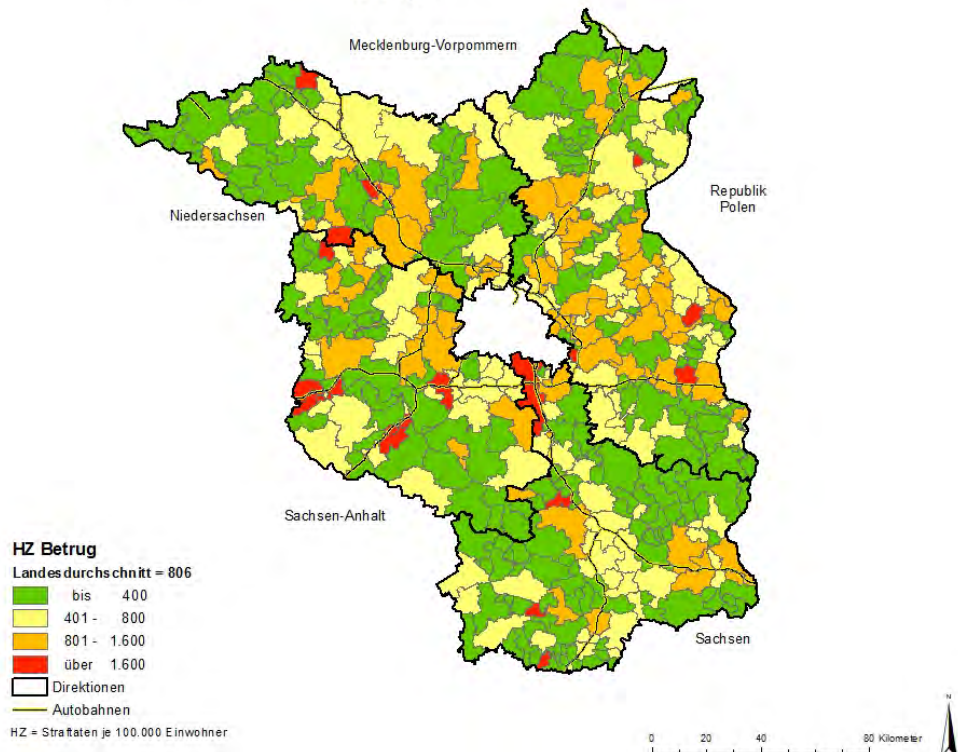


13. HZ Betrug 2018 und 2017

**Kriminalitätshäufigkeitszahlen des Landes Brandenburg 2018
- Betrug -**

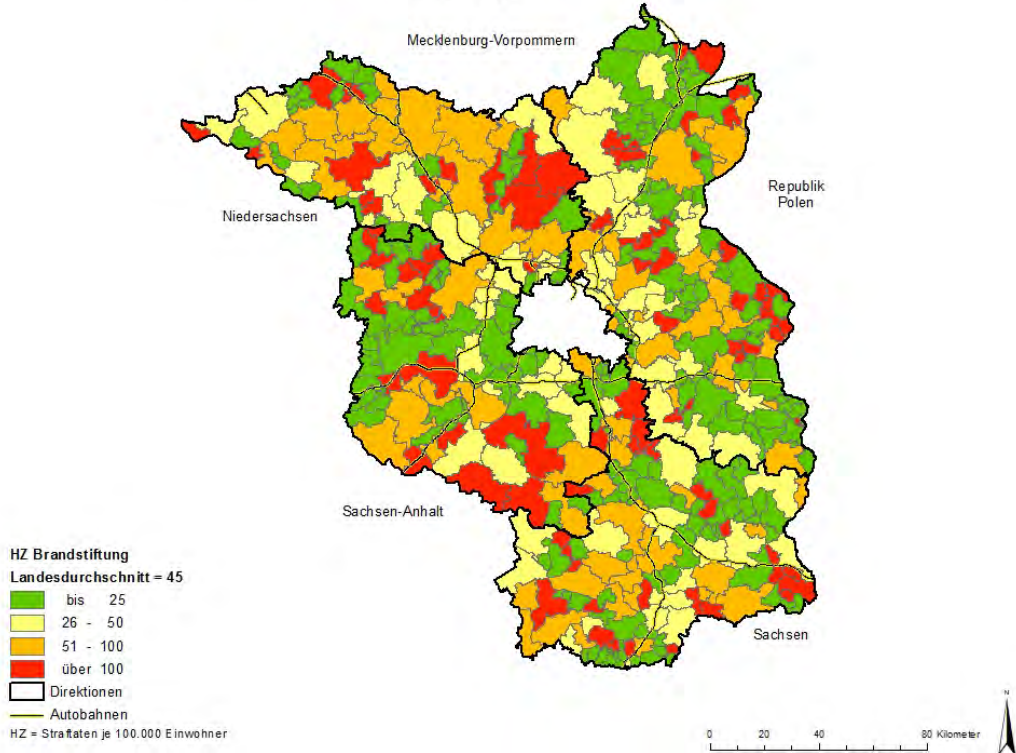


**Kriminalitätshäufigkeitszahlen des Landes Brandenburg 2017
- Betrug -**

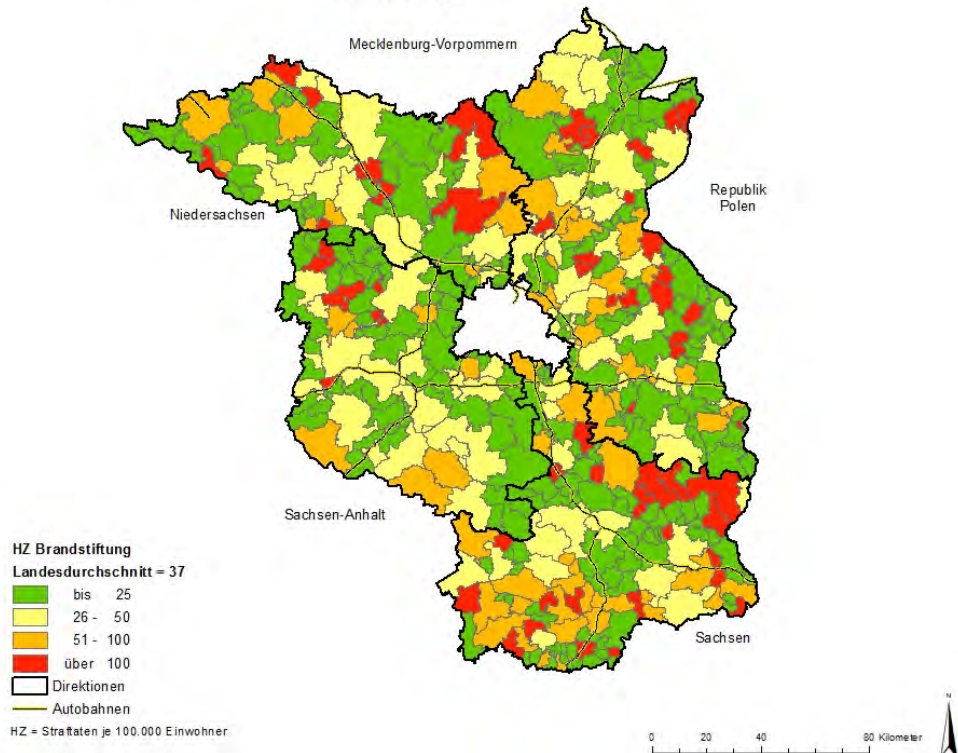


14. HZ Brandstiftung und Herbeiführen einer Brandgefahr 2018 und 2017

**Kriminalitätshäufigkeitszahlen des Landes Brandenburg 2018
- Brandstiftung -**

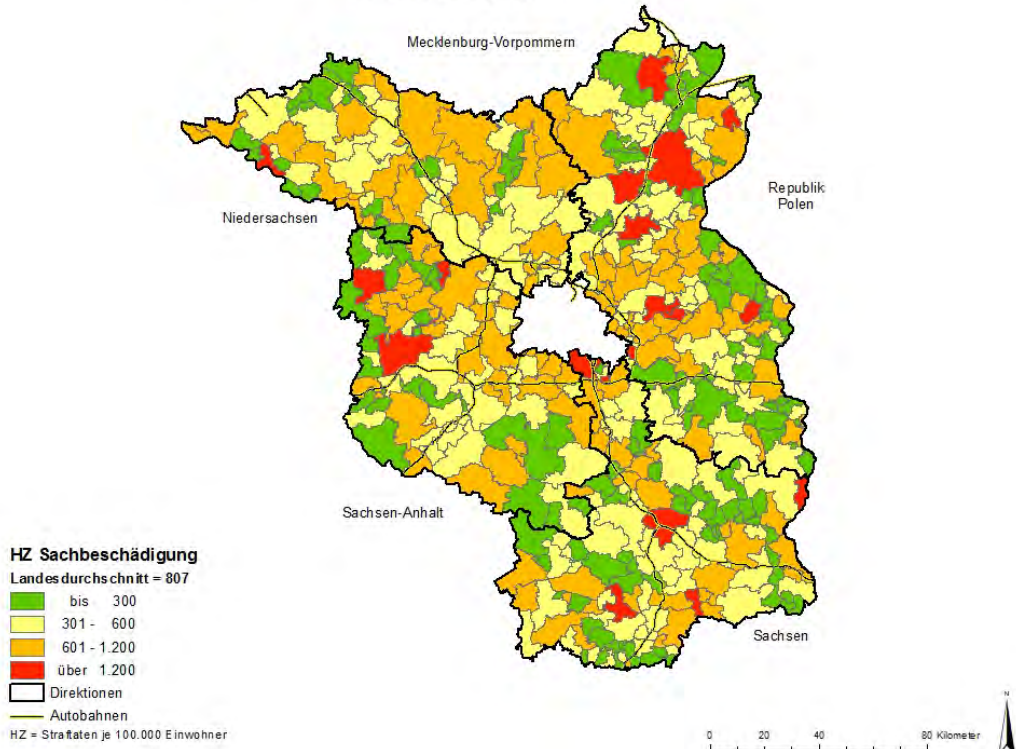


**Kriminalitätshäufigkeitszahlen des Landes Brandenburg 2017
- Brandstiftung -**

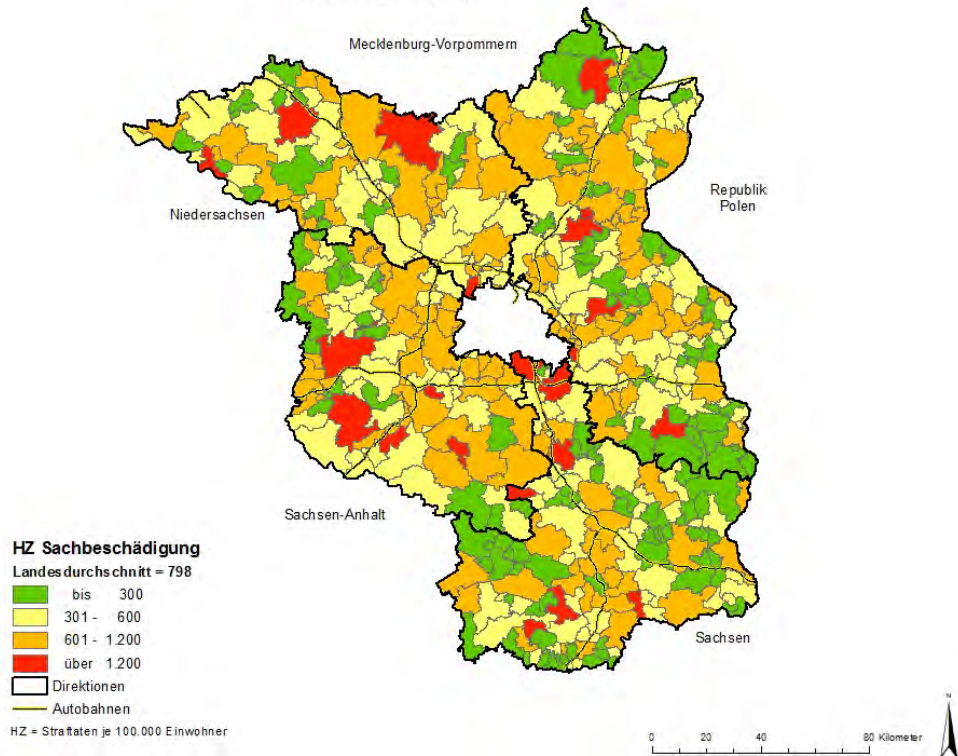


15. HZ Sachbeschädigung 2018 und 2017

Kriminalitätshäufigkeitszahlen des Landes Brandenburg 2018
- Sachbeschädigung -

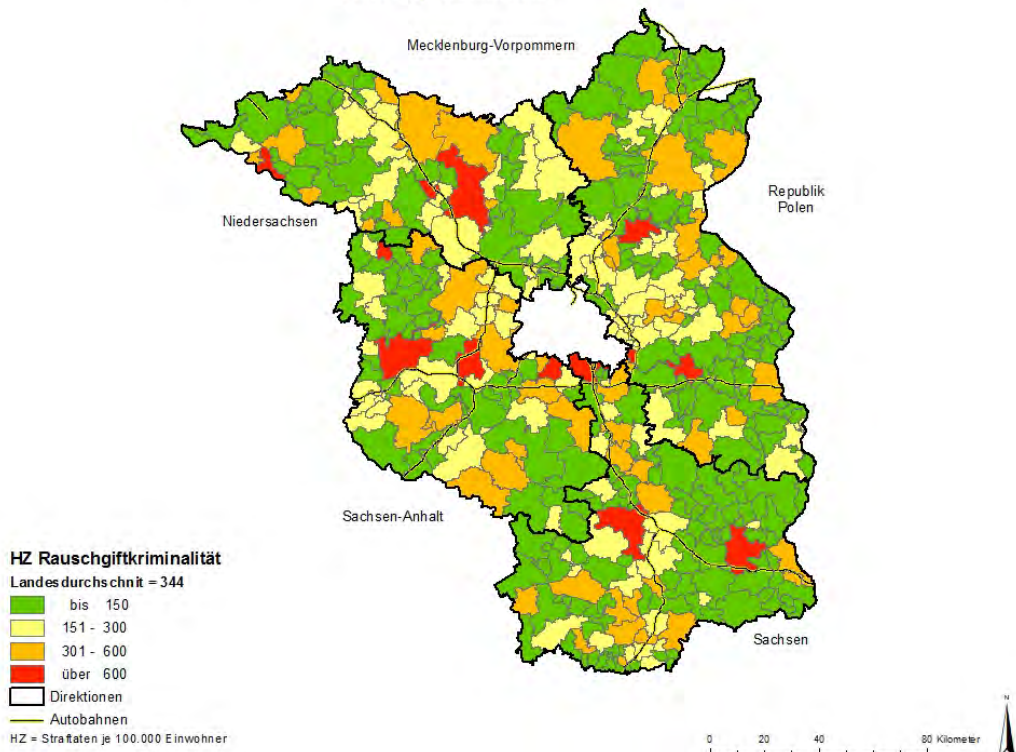


Kriminalitätshäufigkeitszahlen des Landes Brandenburg 2017
- Sachbeschädigung -

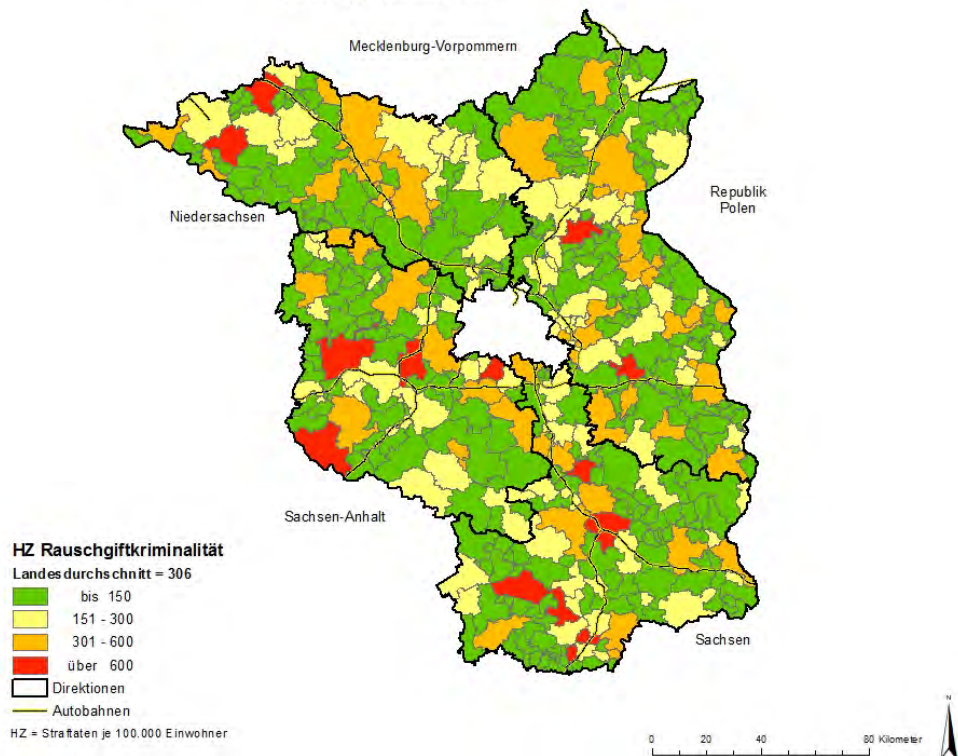


16. HZ Rauschgiftkriminalität 2018 und 2017

Kriminalitätshäufigkeitszahlen des Landes Brandenburg 2018
- Rauschgiftkriminalität -

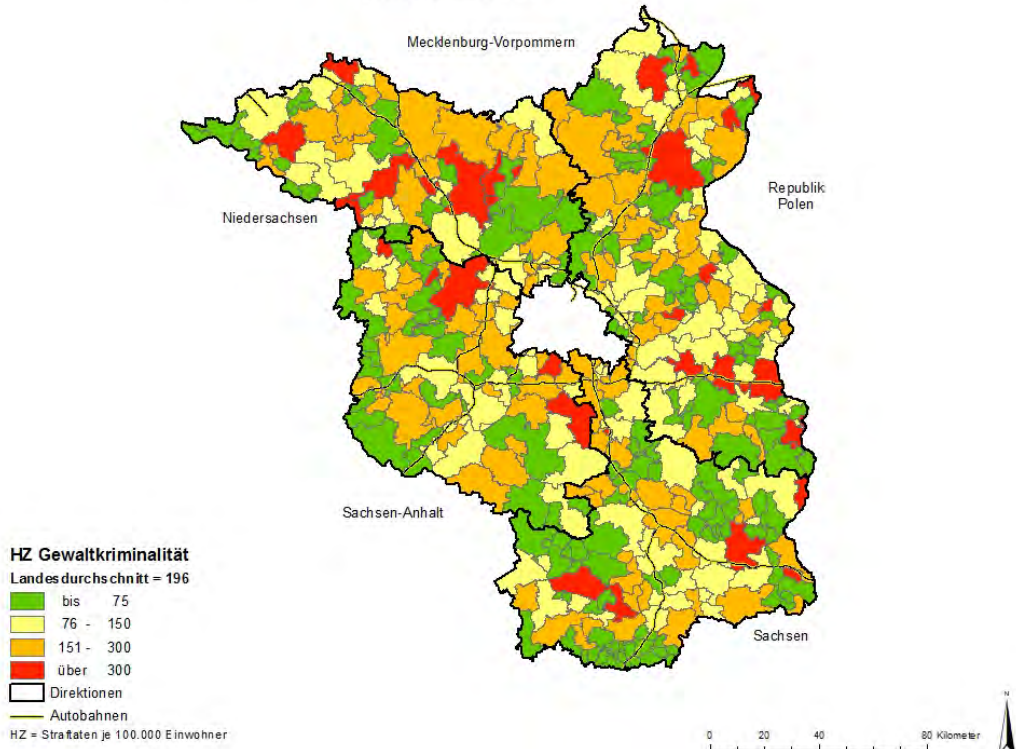


Kriminalitätshäufigkeitszahlen des Landes Brandenburg 2017
- Rauschgiftkriminalität -

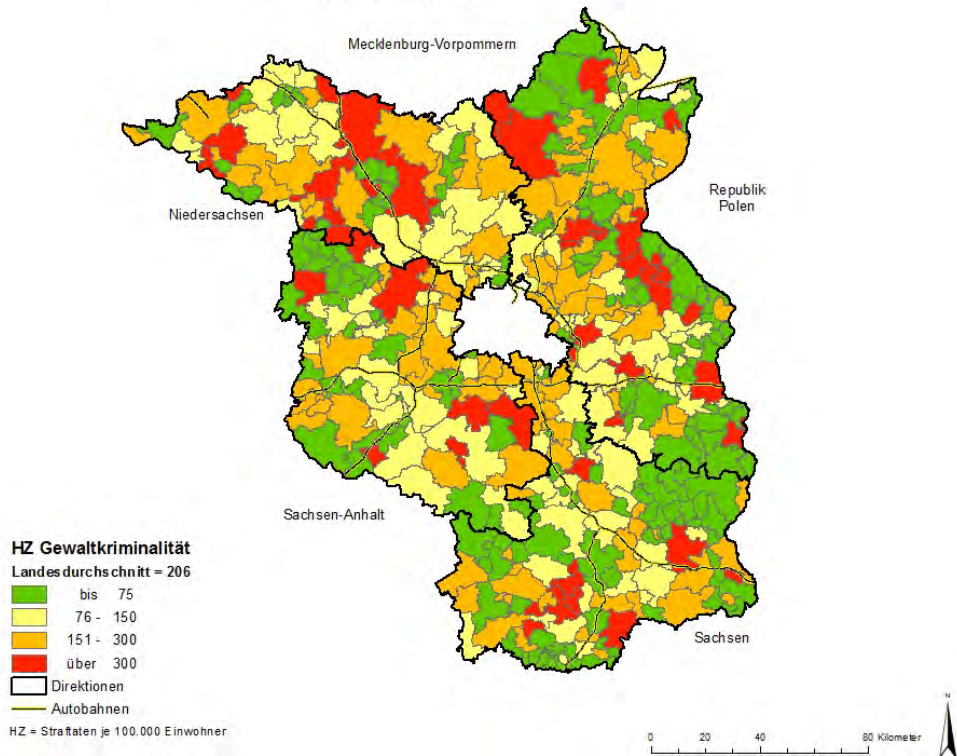


17. HZ Gewaltkriminalität 2018 und 2017

**Kriminalitätshäufigkeitszahlen des Landes Brandenburg 2018
- Gewaltkriminalität -**

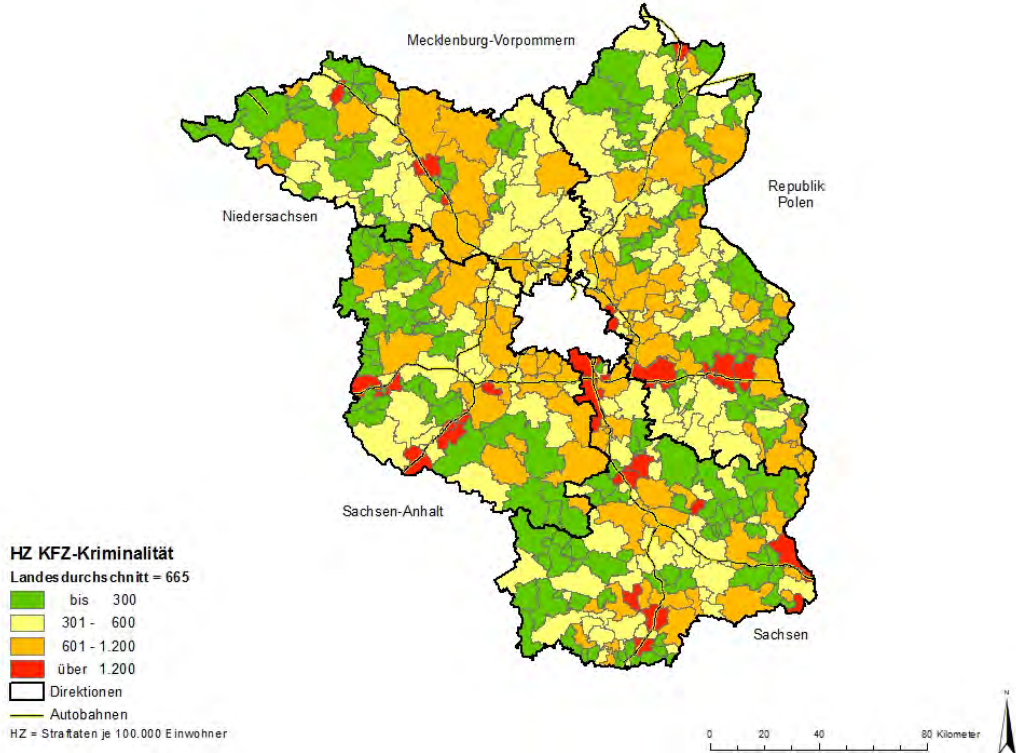


**Kriminalitätshäufigkeitszahlen des Landes Brandenburg 2017
- Gewaltkriminalität -**

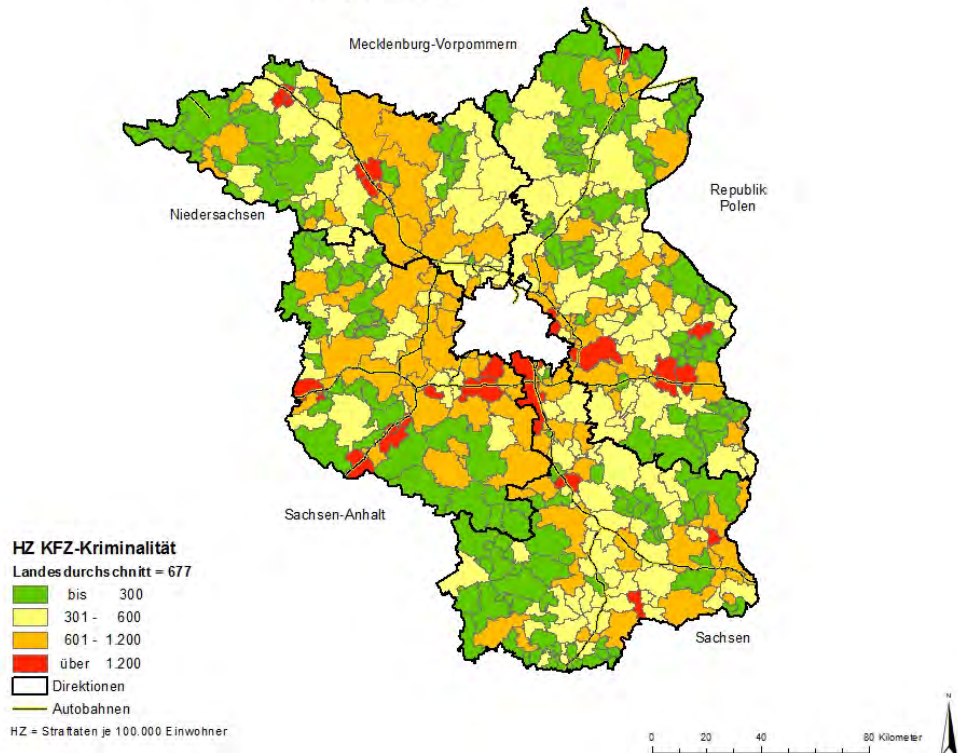


18. HZ Kriminalität rund ums Kfz (KFZ-Kriminalität) 2018 und 2017

**Kriminalitätshäufigkeitszahlen des Landes Brandenburg 2018
- KFZ-Kriminalität -**

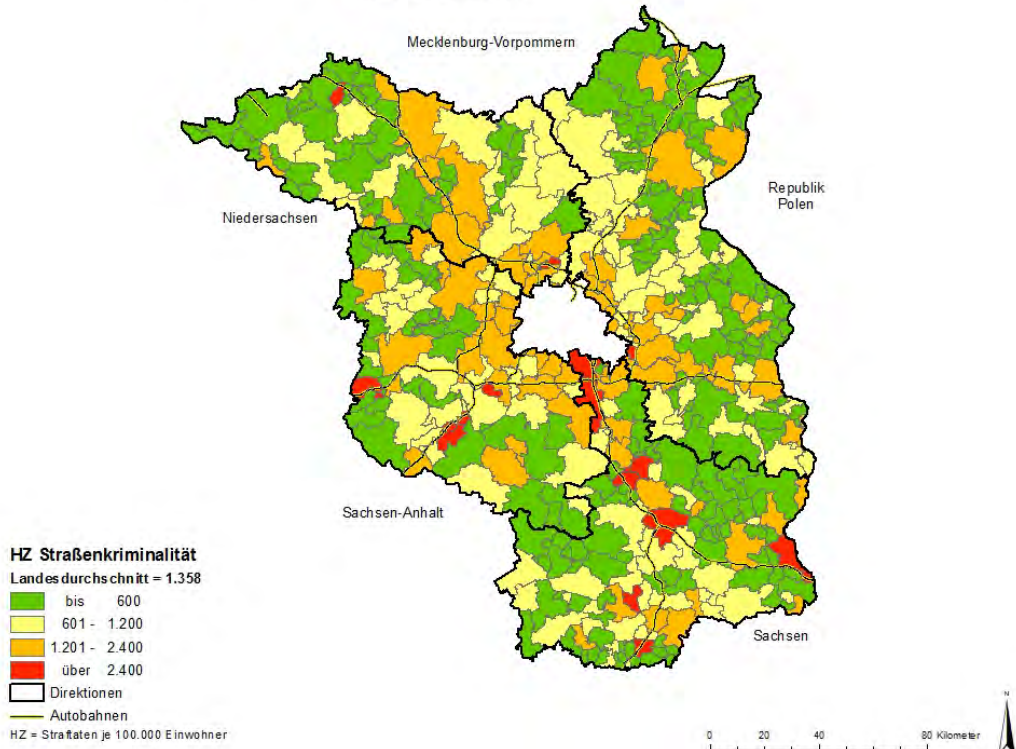


**Kriminalitätshäufigkeitszahlen des Landes Brandenburg 2017
- KFZ-Kriminalität -**



19. HZ Straßenkriminalität 2018 und 2017

**Kriminalitätshäufigkeitszahlen des Landes Brandenburg 2018
- Straßenkriminalität -**



**Kriminalitätshäufigkeitszahlen des Landes Brandenburg 2017
- Straßenkriminalität -**

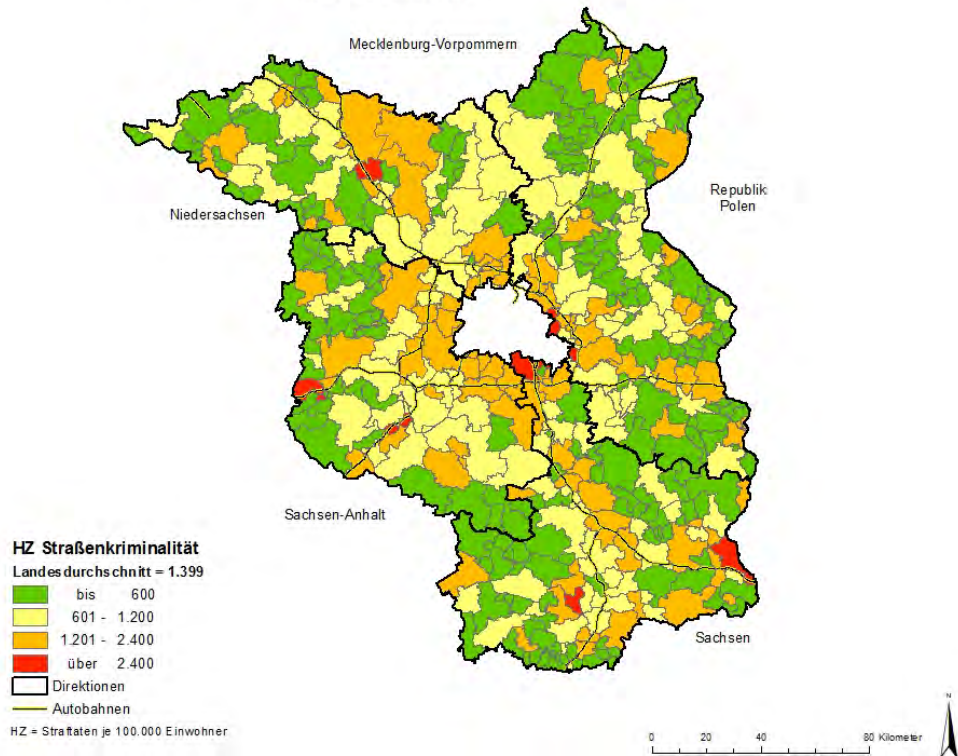


Tabelle - Fallzahlen und Häufigkeitszahlen für ausgewählte Delikte

Diese Tabelle dient der Übersicht zur registrierten Kriminalität von Territorialbereichen für ausgewählte Deliktsbereiche. Diese Territorialbereiche können z. B. sein:

- das gesamte Land Brandenburg mit den gesamten territorialen Unterstrukturen (Kreis, Gemeinde) oder auch nur
- ein bestimmter Kreis mit seinen territorialen Unterstrukturen (Gemeinden)

Die Kriminalität eines jeden territorialen Bereiches wird in einer Zeile dargestellt.

Dabei erfolgt die Angabe von:

- Häufigkeitszahl (Anzahl der Straftaten berechnet auf 100.000 Einwohner des jeweiligen Territorialbereiches),
- erfassten Fällen und
- Aufklärungsquote jeweils für die Jahre 2017 und 2018.

Diese Angaben erfolgen für:

- Straftaten gesamt
 - Straftaten ohne Verstöße gegen das Aufenthalts-, Asyl-, FreizügigkeitsG/EU
 - Straftaten gegen die sexuelle Selbstbestimmung
 - Körperverletzung
 - Bedrohung
 - Diebstahl gesamt
 - Diebstahl von Kraftwagen
 - Diebstahl von Fahrrädern
 - Diebstahl in/aus Carports und Garagen
 - Diebstahl in/aus Bungalows, Gartenlauben, -anlagen...
 - Ladendiebstahl
 - Wohnungseinbruchdiebstahl
 - Diebstahl in/aus Boden-/Kellerräumen...
 - Diebstahl in/aus Dienst-, Büroräumen...
 - Diebstahl an/aus Kfz
 - Betrug
 - Beförderungerschleichung
 - Tankbetrug
 - Urkundenfälschung
 - Widerstand gg. Staatsgewalt / öff. Ordnung
 - Brandstiftung und Herbeiführen einer Brandgefahr
 - Beleidigung
 - Sachbeschädigung
 - Sachbeschädigung durch Graffiti
 - Rauschgiftkriminalität
 - Gewaltkriminalität
 - Kriminalität rund ums Kfz (Kfz-Kriminalität)
 - Straßenkriminalität.
-

PKS – Tabellen

Durch diese Tabelle ist eine deliktsspezifische Schnellübersicht der Kriminalitätsentwicklung von Territorien möglich. Wird aufgrund der Territorialparametrierung in der Liste ein Hierarchiebaum aufgebaut z. B. Land, Kreis, Gemeinde, dient die übergeordnete Territorialeinheit als Summenschlüssel bzw. Oberschlüssel.

Auszug aus PKS des Landes Brandenburg
Kennzahlen für ausgewählte Deliktsbereiche

| Schlüssel | Bezeichnung | Straftaten insgesamt | | | | | | Straftaten ohne Aufenth.-, Asyl-, FreizügigkeitsG/EU | | | | | |
|--------------------|-------------------------------|----------------------|----------------|--------------|--------------|-------------|-------------|--|----------------|--------------|--------------|-------------|-------------|
| | | 2018 | 2017 | 2018 | 2017 | 2018 | 2017 | 2018 | 2017 | 2018 | 2017 | 2018 | 2017 |
| | | erf. Fälle | | HZ | | AQ in % | | erf. Fälle | | HZ | | AQ in % | |
| 12000000000 | Bundesland Brandenburg | 172.828 | 175.003 | 6.902 | 7.015 | 56,0 | 55,3 | 168.074 | 170.297 | 6.712 | 6.826 | 54,8 | 54,1 |
| 12051000000 | Brandenburg an der Havel | 6.575 | 6.696 | 9.146 | 9.344 | 60,8 | 57,5 | 6.561 | 6.681 | 9.127 | 9.323 | 60,7 | 57,4 |
| 12052000000 | Cottbus | 9.026 | 9.439 | 8.933 | 9.400 | 56,3 | 51,5 | 8.971 | 9.384 | 8.879 | 9.345 | 56,1 | 51,2 |
| 12053000000 | Frankfurt (Oder) | 5.430 | 5.872 | 9.324 | 10.091 | 62,6 | 62,6 | 4.945 | 5.313 | 8.491 | 9.130 | 59,1 | 58,9 |
| 12054000000 | Potsdam | 16.168 | 15.311 | 9.202 | 8.912 | 54,6 | 56,6 | 16.088 | 15.247 | 9.156 | 8.874 | 54,4 | 56,4 |
| 12060000000 | Landkreis Barnim | 10.719 | 11.162 | 5.927 | 6.223 | 54,6 | 54,3 | 10.661 | 11.111 | 5.894 | 6.195 | 54,3 | 54,1 |
| 12060005000 | Ahrensfelde | 881 | 1.003 | 6.621 | 7.675 | 45,5 | 48,2 | 880 | 1.002 | 6.613 | 7.668 | 45,5 | 48,1 |
| 12060012000 | Althüttendorf | 24 | 16 | 4.103 | 2.837 | 75,0 | 56,3 | 22 | 16 | 3.761 | 2.837 | 72,7 | 56,3 |
| 12060020000 | Bernau bei Berlin | 2.639 | 2.395 | 6.909 | 6.349 | 52,6 | 53,8 | 2.631 | 2.388 | 6.889 | 6.330 | 52,5 | 53,7 |
| 12060024000 | Biesenthal | 229 | 223 | 3.994 | 3.932 | 63,3 | 46,2 | 229 | 223 | 3.994 | 3.932 | 63,3 | 46,2 |
| 12060034000 | Breydin | 44 | 19 | 5.812 | 2.487 | 84,1 | 84,2 | 44 | 19 | 5.812 | 2.487 | 84,1 | 84,2 |
| 12060036000 | Britz | 70 | 77 | 3.351 | 3.615 | 47,1 | 40,3 | 69 | 77 | 3.303 | 3.615 | 46,4 | 40,3 |
| 12060045000 | Chorin | 87 | 78 | 3.753 | 3.406 | 55,2 | 62,8 | 84 | 78 | 3.624 | 3.406 | 53,6 | 62,8 |
| 12060052000 | Eberswalde | 3.504 | 3.957 | 8.711 | 9.888 | 59,2 | 60,0 | 3.483 | 3.930 | 8.659 | 9.820 | 58,9 | 59,7 |
| 12060068000 | Friedrichswalde | 12 | 12 | 1.494 | 1.498 | 50,0 | 58,3 | 12 | 12 | 1.494 | 1.498 | 50,0 | 58,3 |
| 12060092000 | Hohenfinow | 13 | 26 | 2.476 | 4.924 | 76,9 | 65,4 | 13 | 26 | 2.476 | 4.924 | 76,9 | 65,4 |
| 12060100000 | Joachimsthal | 178 | 183 | 5.277 | 5.311 | 59,6 | 60,7 | 174 | 180 | 5.159 | 5.223 | 58,0 | 60,0 |
| 12060128000 | Liepe | 16 | 13 | 2.488 | 2.047 | 68,8 | 53,8 | 16 | 13 | 2.488 | 2.047 | 68,8 | 53,8 |
| 12060149000 | Lunow-Stolzenhagen | 24 | 30 | 1.990 | 2.496 | 54,2 | 56,7 | 24 | 30 | 1.990 | 2.496 | 54,2 | 56,7 |
| 12060154000 | Marienwerder | 64 | 67 | 3.776 | 3.946 | 56,3 | 65,7 | 63 | 67 | 3.717 | 3.946 | 55,6 | 65,7 |
| 12060161000 | Melchow | 29 | 44 | 3.053 | 4.721 | 58,6 | 72,7 | 29 | 44 | 3.053 | 4.721 | 58,6 | 72,7 |
| 12060172000 | Niederfinow | 11 | 22 | 1.818 | 3.673 | 36,4 | 31,8 | 11 | 22 | 1.818 | 3.673 | 36,4 | 31,8 |
| 12060176000 | Oderberg | 59 | 95 | 2.718 | 4.348 | 61,0 | 63,2 | 59 | 95 | 2.718 | 4.348 | 61,0 | 63,2 |
| 12060181000 | Panketal | 788 | 911 | 3.865 | 4.476 | 38,6 | 37,1 | 785 | 911 | 3.850 | 4.476 | 38,3 | 37,1 |
| 12060185000 | Parsteinsee | 8 | 13 | 1.476 | 2.403 | 25,0 | 46,2 | 8 | 13 | 1.476 | 2.403 | 25,0 | 46,2 |
| 12060192000 | Rüdnitz | 100 | 109 | 5.043 | 5.662 | 68,0 | 73,4 | 100 | 109 | 5.043 | 5.662 | 68,0 | 73,4 |
| 12060198000 | Schorfheide | 543 | 570 | 5.459 | 5.719 | 65,0 | 54,7 | 535 | 559 | 5.379 | 5.609 | 64,7 | 53,8 |
| 12060250000 | Sydower Fließ | 26 | 33 | 2.689 | 3.537 | 57,7 | 75,8 | 26 | 33 | 2.689 | 3.537 | 57,7 | 75,8 |
| 12060269000 | Wandlitz | 909 | 923 | 4.025 | 4.127 | 48,5 | 47,8 | 903 | 923 | 3.998 | 4.127 | 48,2 | 47,8 |
| 12060280000 | Werneuchen | 441 | 326 | 4.995 | 3.798 | 61,7 | 57,4 | 441 | 325 | 4.995 | 3.786 | 61,7 | 57,2 |
| 12060296000 | Ziethen | 20 | 17 | 4.515 | 3.837 | 75,0 | 76,5 | 20 | 16 | 4.515 | 3.612 | 75,0 | 75,0 |

Auszug aus PKS des Landes Brandenburg
Kennzahlen für ausgewählte Deliktsbereiche

| Schlüssel | Bezeichnung | Straftaten insgesamt | | | | | | Straftaten ohne Aufenth.-, Asyl-, FreizügigkeitsG/EU | | | | | |
|-------------|---------------------------|----------------------|--------|--------|--------|---------|------|--|--------|--------|--------|---------|------|
| | | 2018 | 2017 | 2018 | 2017 | 2018 | 2017 | 2018 | 2017 | 2018 | 2017 | 2018 | 2017 |
| | | erf. Fälle | | HZ | | AQ in % | | erf. Fälle | | HZ | | AQ in % | |
| 12061000000 | Landkreis Dahme-Spreewald | 15.124 | 15.647 | 9.039 | 9.422 | 58,1 | 58,5 | 12.992 | 12.735 | 7.765 | 7.668 | 51,3 | 49,0 |
| 12061005000 | Alt Zauche-Wußwerk | 6 | 2 | 1.230 | 397 | 33,3 | 0,0 | 6 | 2 | 1.230 | 397 | 33,3 | 0,0 |
| 12061017000 | Bersteland | 36 | 33 | 4.091 | 3.663 | 61,1 | 48,5 | 36 | 33 | 4.091 | 3.663 | 61,1 | 48,5 |
| 12061020000 | Bestensee | 377 | 426 | 4.843 | 5.678 | 62,9 | 56,8 | 376 | 425 | 4.830 | 5.664 | 62,8 | 56,7 |
| 12061061000 | Byhleguhre-Byhlen | 11 | 8 | 1.505 | 1.078 | 45,5 | 62,5 | 11 | 8 | 1.505 | 1.078 | 45,5 | 62,5 |
| 12061097000 | Drahnsdorf | 16 | 8 | 2.602 | 1.307 | 68,8 | 62,5 | 16 | 8 | 2.602 | 1.307 | 68,8 | 62,5 |
| 12061112000 | Eichwalde | 398 | 339 | 6.171 | 5.223 | 47,7 | 35,7 | 396 | 339 | 6.140 | 5.223 | 47,5 | 35,7 |
| 12061164000 | Golßen | 79 | 102 | 3.094 | 3.961 | 60,8 | 49,0 | 79 | 99 | 3.094 | 3.845 | 60,8 | 47,5 |
| 12061192000 | Groß Köris | 130 | 124 | 5.667 | 5.475 | 44,6 | 41,9 | 130 | 124 | 5.667 | 5.475 | 44,6 | 41,9 |
| 12061216000 | Halbe | 215 | 180 | 8.951 | 7.326 | 67,0 | 57,2 | 212 | 179 | 8.826 | 7.285 | 66,5 | 57,0 |
| 12061217000 | Heidesee | 254 | 242 | 3.557 | 3.422 | 62,2 | 51,2 | 254 | 242 | 3.557 | 3.422 | 62,2 | 51,2 |
| 12061219000 | Heideblick | 114 | 111 | 3.200 | 3.081 | 64,9 | 73,0 | 114 | 111 | 3.200 | 3.081 | 64,9 | 73,0 |
| 12061224000 | Jamlitz | 12 | 11 | 2.294 | 2.072 | 66,7 | 63,6 | 12 | 11 | 2.294 | 2.072 | 66,7 | 63,6 |
| 12061244000 | Kasel-Golzig | 42 | 41 | 6.087 | 5.994 | 71,4 | 82,9 | 42 | 41 | 6.087 | 5.994 | 71,4 | 82,9 |
| 12061260000 | Königs Wusterhausen | 3.034 | 3.040 | 8.266 | 8.336 | 51,6 | 49,6 | 2.992 | 3.006 | 8.151 | 8.243 | 51,0 | 49,0 |
| 12061265000 | Krausnick-Groß Wasserburg | 109 | 111 | 18.319 | 18.531 | 22,9 | 40,5 | 109 | 111 | 18.319 | 18.531 | 22,9 | 40,5 |
| 12061308000 | Lieberose | 64 | 48 | 4.641 | 3.529 | 68,8 | 70,8 | 64 | 48 | 4.641 | 3.529 | 68,8 | 70,8 |
| 12061316000 | Lübben (Spreewald) | 1.089 | 1.084 | 7.799 | 7.821 | 57,1 | 58,9 | 1.083 | 1.083 | 7.756 | 7.813 | 56,9 | 58,8 |
| 12061320000 | Luckau | 711 | 574 | 7.308 | 5.995 | 47,1 | 48,8 | 706 | 572 | 7.257 | 5.975 | 46,7 | 48,6 |
| 12061328000 | Märkisch Buchholz | 19 | 21 | 2.363 | 2.672 | 42,1 | 47,6 | 19 | 21 | 2.363 | 2.672 | 42,1 | 47,6 |
| 12061329000 | Märkische Heide | 103 | 128 | 2.655 | 3.269 | 71,8 | 63,3 | 102 | 128 | 2.629 | 3.269 | 71,6 | 63,3 |
| 12061332000 | Mittenwalde | 925 | 772 | 10.160 | 8.626 | 33,8 | 46,2 | 922 | 770 | 10.127 | 8.603 | 33,6 | 46,1 |
| 12061344000 | Münchehofe | 12 | 18 | 2.542 | 3.830 | 50,0 | 27,8 | 12 | 18 | 2.542 | 3.830 | 50,0 | 27,8 |
| 12061352000 | Neu Zauche | 30 | 23 | 2.740 | 2.070 | 56,7 | 60,9 | 30 | 23 | 2.740 | 2.070 | 56,7 | 60,9 |
| 12061405000 | Rietzneuendorf-Staakow | 20 | 20 | 3.350 | 3.252 | 70,0 | 65,0 | 20 | 20 | 3.350 | 3.252 | 70,0 | 65,0 |
| 12061428000 | Schlepzig | 10 | 12 | 1.647 | 1.974 | 40,0 | 50,0 | 10 | 12 | 1.647 | 1.974 | 40,0 | 50,0 |
| 12061433000 | Schönefeld | 5.207 | 6.158 | 35.603 | 42.696 | 71,7 | 70,1 | 3.162 | 3.307 | 21.621 | 22.929 | 53,7 | 44,5 |
| 12061435000 | Schönwald | 88 | 68 | 7.619 | 5.812 | 52,3 | 36,8 | 88 | 68 | 7.619 | 5.812 | 52,3 | 36,8 |
| 12061444000 | Schulzendorf | 214 | 204 | 2.620 | 2.562 | 56,1 | 56,4 | 212 | 204 | 2.596 | 2.562 | 55,7 | 56,4 |
| 12061448000 | Schwerin | 83 | 43 | 10.122 | 5.276 | 69,9 | 51,2 | 83 | 43 | 10.122 | 5.276 | 69,9 | 51,2 |
| 12061450000 | Schwielochsee | 57 | 92 | 3.831 | 6.174 | 54,4 | 57,6 | 57 | 92 | 3.831 | 6.174 | 54,4 | 57,6 |
| 12061470000 | Spreewaldheide | 10 | 4 | 2.083 | 862 | 40,0 | 50,0 | 10 | 4 | 2.083 | 862 | 40,0 | 50,0 |
| 12061471000 | Steinreich | 22 | 43 | 4.499 | 8.532 | 72,7 | 58,1 | 22 | 43 | 4.499 | 8.532 | 72,7 | 58,1 |

Auszug aus PKS des Landes Brandenburg
Kennzahlen für ausgewählte Deliktsbereiche

| Schlüssel | Bezeichnung | Straftaten insgesamt | | | | | | Straftaten ohne Aufenth.-, Asyl-, FreizügigkeitsG/EU | | | | | |
|--------------------|------------------------------|----------------------|--------------|--------------|--------------|-------------|-------------|--|--------------|--------------|--------------|-------------|-------------|
| | | 2018 | 2017 | 2018 | 2017 | 2018 | 2017 | 2018 | 2017 | 2018 | 2017 | 2018 | 2017 |
| | | erf. Fälle | | HZ | | AQ in % | | erf. Fälle | | HZ | | AQ in % | |
| 12061476000 | Straupitz | 36 | 35 | 3.785 | 3.676 | 41,7 | 54,3 | 36 | 35 | 3.785 | 3.676 | 41,7 | 54,3 |
| 12061492000 | Teupitz | 131 | 113 | 6.968 | 6.049 | 45,8 | 58,4 | 131 | 112 | 6.968 | 5.996 | 45,8 | 58,0 |
| 12061510000 | Unterspreewald | 37 | 33 | 4.463 | 3.905 | 48,6 | 51,5 | 37 | 33 | 4.463 | 3.905 | 48,6 | 51,5 |
| 12061540000 | Wildau | 917 | 967 | 9.086 | 9.615 | 51,3 | 51,5 | 912 | 952 | 9.036 | 9.466 | 51,0 | 50,7 |
| 12061572000 | Zeuthen | 506 | 409 | 4.479 | 3.629 | 39,7 | 39,4 | 489 | 408 | 4.329 | 3.620 | 37,6 | 39,2 |
| 12062000000 | Landkreis Elbe-Elster | 5.607 | 5.875 | 5.420 | 5.628 | 53,0 | 53,8 | 5.588 | 5.869 | 5.401 | 5.622 | 52,9 | 53,8 |
| 12062024000 | Bad Liebenwerda | 567 | 599 | 6.109 | 6.453 | 57,1 | 50,6 | 567 | 599 | 6.109 | 6.453 | 57,1 | 50,6 |
| 12062088000 | Crinitz | 31 | 33 | 2.592 | 2.718 | 64,5 | 63,6 | 31 | 33 | 2.592 | 2.718 | 64,5 | 63,6 |
| 12062092000 | Doberlug-Kirchhain | 660 | 646 | 7.307 | 7.038 | 55,2 | 52,2 | 652 | 644 | 7.218 | 7.016 | 54,8 | 52,0 |
| 12062124000 | Elsterwerda | 572 | 592 | 7.172 | 7.292 | 55,1 | 39,5 | 570 | 592 | 7.147 | 7.292 | 54,9 | 39,5 |
| 12062128000 | Falkenberg/Elster | 310 | 376 | 4.839 | 5.821 | 52,3 | 50,8 | 310 | 376 | 4.839 | 5.821 | 52,3 | 50,8 |
| 12062134000 | Fichtwald | 14 | 8 | 2.240 | 1.233 | 57,1 | 87,5 | 14 | 8 | 2.240 | 1.233 | 57,1 | 87,5 |
| 12062140000 | Finsterwalde | 1.630 | 1.615 | 9.934 | 9.790 | 53,6 | 63,6 | 1.626 | 1.612 | 9.909 | 9.771 | 53,4 | 63,5 |
| 12062177000 | Gorden-Staupitz | 29 | 21 | 3.040 | 2.199 | 37,9 | 57,1 | 29 | 21 | 3.040 | 2.199 | 37,9 | 57,1 |
| 12062196000 | Gröden | 31 | 37 | 2.301 | 2.685 | 61,3 | 48,6 | 31 | 37 | 2.301 | 2.685 | 61,3 | 48,6 |
| 12062208000 | Großthiemig | 27 | 10 | 2.599 | 959 | 37,0 | 20,0 | 27 | 10 | 2.599 | 959 | 37,0 | 20,0 |
| 12062219000 | Heideland | 11 | 6 | 2.099 | 1.132 | 54,5 | 33,3 | 11 | 6 | 2.099 | 1.132 | 54,5 | 33,3 |
| 12062224000 | Herzberg/Elster | 495 | 555 | 5.447 | 6.080 | 45,3 | 54,6 | 492 | 555 | 5.414 | 6.080 | 44,9 | 54,6 |
| 12062232000 | Hirschfeld | 92 | 50 | 7.443 | 3.987 | 81,5 | 68,0 | 92 | 50 | 7.443 | 3.987 | 81,5 | 68,0 |
| 12062237000 | Hohenbucko | 9 | 12 | 1.422 | 1.875 | 11,1 | 41,7 | 9 | 12 | 1.422 | 1.875 | 11,1 | 41,7 |
| 12062240000 | Hohenleipisch | 58 | 151 | 2.854 | 7.344 | 43,1 | 62,3 | 57 | 151 | 2.805 | 7.344 | 42,1 | 62,3 |
| 12062282000 | Kremitzau | 10 | 8 | 1.269 | 996 | 50,0 | 100,0 | 10 | 8 | 1.269 | 996 | 50,0 | 100,0 |
| 12062289000 | Lebusa | 8 | 11 | 1.023 | 1.394 | 62,5 | 54,5 | 8 | 11 | 1.023 | 1.394 | 62,5 | 54,5 |
| 12062293000 | Lichterfeld-Schacksdorf | 111 | 82 | 10.936 | 7.387 | 36,0 | 35,4 | 111 | 82 | 10.936 | 7.387 | 36,0 | 35,4 |
| 12062333000 | Massen-Niederlausitz | 104 | 154 | 5.497 | 8.025 | 49,0 | 43,5 | 104 | 154 | 5.497 | 8.025 | 49,0 | 43,5 |
| 12062336000 | Merzdorf | 14 | 7 | 1.714 | 850 | 42,9 | 85,7 | 14 | 7 | 1.714 | 850 | 42,9 | 85,7 |
| 12062341000 | Mühlberg/Elbe | 106 | 93 | 2.830 | 2.439 | 53,8 | 51,6 | 106 | 92 | 2.830 | 2.413 | 53,8 | 51,1 |
| 12062372000 | Plessa | 79 | 80 | 2.980 | 2.995 | 57,0 | 43,8 | 79 | 80 | 2.980 | 2.995 | 57,0 | 43,8 |
| 12062410000 | Röderland | 74 | 98 | 1.899 | 2.503 | 41,9 | 27,6 | 74 | 98 | 1.899 | 2.503 | 41,9 | 27,6 |
| 12062417000 | Rückersdorf | 62 | 117 | 4.569 | 8.405 | 35,5 | 70,1 | 62 | 117 | 4.569 | 8.405 | 35,5 | 70,1 |
| 12062425000 | Sallgast | 51 | 46 | 3.493 | 3.183 | 66,7 | 71,7 | 51 | 46 | 3.493 | 3.183 | 66,7 | 71,7 |
| 12062440000 | Schilda | 9 | 6 | 1.891 | 1.285 | 44,4 | 33,3 | 9 | 6 | 1.891 | 1.285 | 44,4 | 33,3 |
| 12062445000 | Schlieben | 85 | 64 | 3.521 | 2.642 | 64,7 | 64,1 | 85 | 64 | 3.521 | 2.642 | 64,7 | 64,1 |

Auszug aus PKS des Landes Brandenburg
Kennzahlen für ausgewählte Deliktsbereiche

| Schlüssel | Bezeichnung | Straftaten insgesamt | | | | | | Straftaten ohne Aufenth.-, Asyl-, FreizügigkeitsG/EU | | | | | |
|--------------------|----------------------------|----------------------|---------------|--------------|--------------|-------------|-------------|--|---------------|--------------|--------------|-------------|-------------|
| | | 2018 | 2017 | 2018 | 2017 | 2018 | 2017 | 2018 | 2017 | 2018 | 2017 | 2018 | 2017 |
| | | erf. Fälle | | HZ | | AQ in % | | erf. Fälle | | HZ | | AQ in % | |
| 12062453000 | Schönborn | 40 | 31 | 2.579 | 1.996 | 52,5 | 41,9 | 40 | 31 | 2.579 | 1.996 | 52,5 | 41,9 |
| 12062461000 | Schönwalde | 74 | 92 | 2.422 | 2.982 | 51,4 | 54,3 | 73 | 92 | 2.390 | 2.982 | 50,7 | 54,3 |
| 12062464000 | Schraden | 14 | 6 | 2.783 | 1.188 | 14,3 | 16,7 | 14 | 6 | 2.783 | 1.188 | 14,3 | 16,7 |
| 12062469000 | Sonnenwalde | 69 | 95 | 2.119 | 2.913 | 55,1 | 38,9 | 69 | 95 | 2.119 | 2.913 | 55,1 | 38,9 |
| 12062492000 | Tröbitz | 22 | 28 | 3.156 | 3.916 | 50,0 | 25,0 | 22 | 28 | 3.156 | 3.916 | 50,0 | 25,0 |
| 12062500000 | Uebigau-Wahrenbrück | 139 | 146 | 2.612 | 2.742 | 51,8 | 54,1 | 139 | 146 | 2.612 | 2.742 | 51,8 | 54,1 |
| 12063000000 | Landkreis Havelland | 9.959 | 10.096 | 6.197 | 6.322 | 53,8 | 52,5 | 9.930 | 10.069 | 6.179 | 6.306 | 53,7 | 52,4 |
| 12063036000 | Brieselang | 438 | 442 | 3.739 | 3.832 | 51,8 | 48,6 | 437 | 441 | 3.731 | 3.823 | 51,7 | 48,8 |
| 12063056000 | Dallgow-Döberitz | 661 | 771 | 6.639 | 7.757 | 54,9 | 53,4 | 659 | 771 | 6.619 | 7.757 | 54,8 | 53,4 |
| 12063080000 | Falkensee | 2.332 | 2.375 | 5.355 | 5.510 | 51,2 | 49,1 | 2.324 | 2.370 | 5.336 | 5.498 | 51,0 | 49,0 |
| 12063088000 | Friesack | 182 | 206 | 7.137 | 8.047 | 62,1 | 66,5 | 182 | 205 | 7.137 | 8.008 | 62,1 | 66,3 |
| 12063094000 | Gollenberg | 22 | 23 | 5.405 | 5.569 | 68,2 | 52,2 | 22 | 23 | 5.405 | 5.569 | 68,2 | 52,2 |
| 12063112000 | Großderschau | 14 | 4 | 3.132 | 901 | 78,6 | 75,0 | 14 | 4 | 3.132 | 901 | 78,6 | 75,0 |
| 12063134000 | Havelaue | 16 | 18 | 1.845 | 2.071 | 50,0 | 55,6 | 16 | 18 | 1.845 | 2.071 | 50,0 | 55,6 |
| 12063142000 | Wiesenaue | 30 | 26 | 3.856 | 3.372 | 60,0 | 69,2 | 30 | 26 | 3.856 | 3.372 | 60,0 | 69,2 |
| 12063148000 | Ketzin | 350 | 287 | 5.382 | 4.433 | 68,6 | 47,4 | 350 | 286 | 5.382 | 4.418 | 68,6 | 47,2 |
| 12063161000 | Kleßen-Görne | 6 | 9 | 1.657 | 2.500 | 50,0 | 44,4 | 6 | 9 | 1.657 | 2.500 | 50,0 | 44,4 |
| 12063165000 | Kotzen | 33 | 10 | 5.500 | 1.667 | 66,7 | 50,0 | 33 | 10 | 5.500 | 1.667 | 66,7 | 50,0 |
| 12063186000 | Märkisch Luch | 32 | 28 | 2.562 | 2.210 | 43,8 | 67,9 | 32 | 28 | 2.562 | 2.210 | 43,8 | 67,9 |
| 12063189000 | Milower Land | 99 | 96 | 2.309 | 2.212 | 65,7 | 63,5 | 99 | 89 | 2.309 | 2.051 | 65,7 | 60,7 |
| 12063202000 | Mühlenberge | 12 | 24 | 1.688 | 3.376 | 50,0 | 58,3 | 12 | 24 | 1.688 | 3.376 | 50,0 | 58,3 |
| 12063208000 | Nauen | 1.829 | 1.782 | 10.342 | 10.220 | 55,2 | 54,0 | 1.822 | 1.778 | 10.302 | 10.197 | 55,0 | 53,9 |
| 12063212000 | Nennhausen | 72 | 87 | 3.905 | 4.615 | 50,0 | 60,9 | 72 | 87 | 3.905 | 4.615 | 50,0 | 60,9 |
| 12063228000 | Paulinenaue | 90 | 68 | 6.934 | 5.418 | 60,0 | 58,8 | 90 | 68 | 6.934 | 5.418 | 60,0 | 58,8 |
| 12063240000 | Pessin | 21 | 17 | 3.191 | 2.568 | 66,7 | 70,6 | 21 | 17 | 3.191 | 2.568 | 66,7 | 70,6 |
| 12063244000 | Premnitz | 351 | 420 | 4.191 | 4.986 | 55,0 | 53,6 | 349 | 420 | 4.167 | 4.986 | 54,7 | 53,6 |
| 12063252000 | Rathenow | 2.077 | 2.015 | 8.544 | 8.312 | 49,7 | 54,0 | 2.071 | 2.011 | 8.519 | 8.295 | 49,6 | 53,9 |
| 12063256000 | Retzow | 10 | 22 | 1.965 | 4.305 | 50,0 | 72,7 | 10 | 22 | 1.965 | 4.305 | 50,0 | 72,7 |
| 12063260000 | Rhinow | 53 | 44 | 3.302 | 2.726 | 66,0 | 40,9 | 53 | 44 | 3.302 | 2.726 | 66,0 | 40,9 |
| 12063273000 | Schönwalde-Glien | 409 | 494 | 4.306 | 5.192 | 57,2 | 53,4 | 408 | 493 | 4.296 | 5.182 | 57,1 | 53,3 |
| 12063274000 | Seeblick | 28 | 20 | 3.125 | 2.208 | 28,6 | 50,0 | 28 | 20 | 3.125 | 2.208 | 28,6 | 50,0 |
| 12063293000 | Stechow-Ferchesar | 49 | 20 | 5.414 | 2.195 | 69,4 | 65,0 | 49 | 20 | 5.414 | 2.195 | 69,4 | 65,0 |
| 12063357000 | Wustermark | 743 | 788 | 8.126 | 8.817 | 54,4 | 49,1 | 741 | 785 | 8.104 | 8.784 | 54,3 | 48,9 |

Auszug aus PKS des Landes Brandenburg
Kennzahlen für ausgewählte Deliktsbereiche

| Schlüssel | Bezeichnung | Straftaten insgesamt | | | | | | Straftaten ohne Aufenth.-, Asyl-, FreizügigkeitsG/EU | | | | | |
|-------------|-----------------------------|----------------------|--------|--------|-------|---------|------|--|--------|--------|-------|---------|------|
| | | 2018 | 2017 | 2018 | 2017 | 2018 | 2017 | 2018 | 2017 | 2018 | 2017 | 2018 | 2017 |
| | | erf. Fälle | | HZ | | AQ in % | | erf. Fälle | | HZ | | AQ in % | |
| 12064000000 | Landkreis Märkisch-Oderland | 11.888 | 12.743 | 6.162 | 6.648 | 54,7 | 55,2 | 11.826 | 12.686 | 6.130 | 6.618 | 54,4 | 55,0 |
| 12064009000 | Alt Tucheband | 21 | 22 | 2.703 | 2.774 | 71,4 | 63,6 | 20 | 22 | 2.574 | 2.774 | 70,0 | 63,6 |
| 12064029000 | Altlandsberg | 470 | 457 | 5.015 | 4.915 | 59,1 | 50,1 | 470 | 456 | 5.015 | 4.904 | 59,1 | 50,0 |
| 12064044000 | Bad Freienwalde (Oder) | 905 | 998 | 7.342 | 8.103 | 63,4 | 68,3 | 898 | 989 | 7.285 | 8.030 | 63,1 | 68,0 |
| 12064053000 | Beiersdorf-Freudenberg | 26 | 18 | 4.290 | 2.980 | 50,0 | 66,7 | 26 | 18 | 4.290 | 2.980 | 50,0 | 66,7 |
| 12064057000 | Bleyen-Genschmar | 20 | 23 | 4.396 | 4.978 | 45,0 | 65,2 | 20 | 23 | 4.396 | 4.978 | 45,0 | 65,2 |
| 12064061000 | Bliesdorf | 56 | 79 | 4.987 | 6.894 | 87,5 | 74,7 | 55 | 78 | 4.898 | 6.806 | 87,3 | 74,4 |
| 12064084000 | Buckow (Märkische Schweiz) | 63 | 65 | 4.260 | 4.362 | 41,3 | 32,3 | 63 | 65 | 4.260 | 4.362 | 41,3 | 32,3 |
| 12064125000 | Falkenberg | 99 | 93 | 4.488 | 4.187 | 59,6 | 73,1 | 99 | 93 | 4.488 | 4.187 | 59,6 | 73,1 |
| 12064128000 | Falkenhagen (Mark) | 19 | 31 | 2.722 | 4.448 | 21,1 | 51,6 | 19 | 31 | 2.722 | 4.448 | 21,1 | 51,6 |
| 12064130000 | Fichtenhöhe | 10 | 16 | 1.961 | 3.187 | 50,0 | 68,8 | 10 | 16 | 1.961 | 3.187 | 50,0 | 68,8 |
| 12064136000 | Fredersdorf-Vogelsdorf | 932 | 749 | 6.773 | 5.519 | 53,1 | 46,2 | 927 | 744 | 6.736 | 5.482 | 52,9 | 45,8 |
| 12064153000 | Garzau-Garzin | 52 | 32 | 11.064 | 6.987 | 59,6 | 56,3 | 52 | 32 | 11.064 | 6.987 | 59,6 | 56,3 |
| 12064172000 | Golzow | 33 | 23 | 4.049 | 2.768 | 69,7 | 52,2 | 32 | 23 | 3.926 | 2.768 | 68,8 | 52,2 |
| 12064190000 | Gusow-Platkow | 71 | 59 | 5.487 | 4.747 | 62,0 | 47,5 | 71 | 58 | 5.487 | 4.666 | 62,0 | 46,6 |
| 12064205000 | Heckelberg-Brunow | 15 | 23 | 2.276 | 3.459 | 66,7 | 69,6 | 15 | 23 | 2.276 | 3.459 | 66,7 | 69,6 |
| 12064222000 | Höhenland | 41 | 34 | 4.043 | 3.346 | 68,3 | 64,7 | 37 | 34 | 3.649 | 3.346 | 64,9 | 64,7 |
| 12064227000 | Hoppegarten | 1.270 | 1.344 | 7.069 | 7.548 | 43,1 | 38,5 | 1.263 | 1.340 | 7.030 | 7.526 | 42,8 | 38,4 |
| 12064266000 | Küstriner Vorland | 169 | 180 | 6.571 | 7.070 | 69,2 | 68,9 | 159 | 161 | 6.182 | 6.324 | 67,3 | 65,2 |
| 12064268000 | Lebus | 75 | 80 | 2.378 | 2.544 | 56,0 | 61,3 | 75 | 80 | 2.378 | 2.544 | 56,0 | 61,3 |
| 12064274000 | Letschin | 126 | 164 | 3.176 | 4.097 | 65,9 | 57,9 | 126 | 164 | 3.176 | 4.097 | 65,9 | 57,9 |
| 12064288000 | Lietzen | 22 | 41 | 3.001 | 5.325 | 72,7 | 73,2 | 21 | 40 | 2.865 | 5.195 | 71,4 | 72,5 |
| 12064290000 | Lindendorf | 77 | 81 | 5.712 | 6.013 | 48,1 | 48,1 | 77 | 81 | 5.712 | 6.013 | 48,1 | 48,1 |
| 12064303000 | Märkische Höhe | 16 | 27 | 2.832 | 4.729 | 87,5 | 63,0 | 16 | 27 | 2.832 | 4.729 | 87,5 | 63,0 |
| 12064317000 | Müncheberg | 375 | 394 | 5.493 | 5.777 | 51,5 | 58,1 | 372 | 394 | 5.449 | 5.777 | 51,1 | 58,1 |
| 12064336000 | Neuenhagen bei Berlin | 780 | 901 | 4.337 | 5.038 | 53,8 | 45,5 | 779 | 900 | 4.331 | 5.033 | 53,8 | 45,4 |
| 12064340000 | Neuhardenberg | 132 | 200 | 4.979 | 7.642 | 57,6 | 68,0 | 130 | 200 | 4.904 | 7.642 | 56,9 | 68,0 |
| 12064349000 | Neulewin | 34 | 69 | 3.761 | 7.616 | 58,8 | 23,2 | 34 | 69 | 3.761 | 7.616 | 58,8 | 23,2 |
| 12064365000 | Neutrebbin | 39 | 67 | 2.812 | 4.824 | 43,6 | 71,6 | 39 | 67 | 2.812 | 4.824 | 43,6 | 71,6 |
| 12064370000 | Oberbarnim | 58 | 52 | 3.801 | 3.604 | 50,0 | 55,8 | 58 | 52 | 3.801 | 3.604 | 50,0 | 55,8 |
| 12064371000 | Oderau | 59 | 69 | 3.708 | 4.356 | 49,2 | 37,7 | 59 | 69 | 3.708 | 4.356 | 49,2 | 37,7 |
| 12064380000 | Petershagen/Eggersdorf | 516 | 497 | 3.429 | 3.377 | 55,6 | 45,9 | 515 | 495 | 3.422 | 3.363 | 55,5 | 45,7 |
| 12064388000 | Podelzig | 23 | 23 | 2.735 | 2.700 | 60,9 | 91,3 | 23 | 23 | 2.735 | 2.700 | 60,9 | 91,3 |

Auszug aus PKS des Landes Brandenburg
Kennzahlen für ausgewählte Deliktsbereiche

| Schlüssel | Bezeichnung | Straftaten insgesamt | | | | | | Straftaten ohne Aufenth.-, Asyl-, FreizügigkeitsG/EU | | | | | |
|--------------------|----------------------------|----------------------|---------------|--------------|--------------|-------------|-------------|--|---------------|--------------|--------------|-------------|-------------|
| | | 2018 | 2017 | 2018 | 2017 | 2018 | 2017 | 2018 | 2017 | 2018 | 2017 | 2018 | 2017 |
| | | erf. Fälle | | HZ | | AQ in % | | erf. Fälle | | HZ | | AQ in % | |
| 12064393000 | Prötzel | 47 | 54 | 4.691 | 5.336 | 51,1 | 70,4 | 47 | 54 | 4.691 | 5.336 | 51,1 | 70,4 |
| 12064408000 | Rehfelde | 260 | 231 | 5.224 | 4.766 | 54,6 | 58,0 | 260 | 231 | 5.224 | 4.766 | 54,6 | 58,0 |
| 12064417000 | Reichenow-Möglin | 30 | 18 | 5.597 | 3.291 | 53,3 | 61,1 | 30 | 18 | 5.597 | 3.291 | 53,3 | 61,1 |
| 12064420000 | Reitwein | 10 | 8 | 2.096 | 1.743 | 60,0 | 62,5 | 10 | 8 | 2.096 | 1.743 | 60,0 | 62,5 |
| 12064428000 | Rüdersdorf bei Berlin | 1.176 | 1.151 | 7.553 | 7.483 | 53,1 | 59,8 | 1.171 | 1.148 | 7.521 | 7.463 | 52,9 | 59,7 |
| 12064448000 | Seelow | 631 | 642 | 11.653 | 11.778 | 63,7 | 68,1 | 622 | 638 | 11.487 | 11.704 | 63,2 | 67,9 |
| 12064472000 | Strausberg | 2.390 | 2.774 | 9.011 | 10.513 | 51,9 | 53,2 | 2.386 | 2.769 | 8.996 | 10.494 | 51,8 | 53,2 |
| 12064480000 | Treplin | 18 | 7 | 5.000 | 1.872 | 88,9 | 85,7 | 18 | 7 | 5.000 | 1.872 | 88,9 | 85,7 |
| 12064482000 | Vierlinden | 72 | 82 | 4.990 | 5.563 | 68,1 | 70,7 | 72 | 81 | 4.990 | 5.495 | 68,1 | 70,4 |
| 12064484000 | Waldsiedersdorf | 52 | 33 | 6.428 | 4.079 | 53,8 | 48,5 | 52 | 33 | 6.428 | 4.079 | 53,8 | 48,5 |
| 12064512000 | Wriezen | 541 | 783 | 7.453 | 10.681 | 57,7 | 69,7 | 541 | 783 | 7.453 | 10.681 | 57,7 | 69,7 |
| 12064538000 | Zechin | 30 | 19 | 4.498 | 2.937 | 70,0 | 84,2 | 30 | 19 | 4.498 | 2.937 | 70,0 | 84,2 |
| 12064539000 | Zeschdorf | 27 | 30 | 2.155 | 2.400 | 55,6 | 73,3 | 27 | 30 | 2.155 | 2.400 | 55,6 | 73,3 |
| 12065000000 | Landkreis Oberhavel | 12.678 | 12.821 | 6.040 | 6.145 | 55,0 | 51,7 | 12.618 | 12.792 | 6.012 | 6.131 | 54,8 | 51,6 |
| 12065036000 | Birkenwerder | 596 | 507 | 7.362 | 6.324 | 53,4 | 42,8 | 595 | 507 | 7.349 | 6.324 | 53,3 | 42,8 |
| 12065084000 | Fürstenberg/Havel | 349 | 373 | 5.970 | 6.350 | 61,0 | 58,7 | 346 | 370 | 5.919 | 6.299 | 60,7 | 58,4 |
| 12065096000 | Gliencke/Nordbahn | 497 | 498 | 4.065 | 4.096 | 46,9 | 44,2 | 497 | 498 | 4.065 | 4.096 | 46,9 | 44,2 |
| 12065100000 | Gransee | 441 | 393 | 7.480 | 6.667 | 70,7 | 72,3 | 441 | 393 | 7.480 | 6.667 | 70,7 | 72,3 |
| 12065117000 | Großwoltersdorf | 22 | 13 | 2.887 | 1.693 | 68,2 | 61,5 | 22 | 13 | 2.887 | 1.693 | 68,2 | 61,5 |
| 12065136000 | Hennigsdorf | 2.039 | 2.107 | 7.733 | 8.061 | 54,3 | 52,6 | 2.025 | 2.103 | 7.679 | 8.045 | 54,0 | 52,5 |
| 12065144000 | Hohen Neuendorf | 1.481 | 1.373 | 5.696 | 5.343 | 48,3 | 43,7 | 1.467 | 1.368 | 5.642 | 5.324 | 47,9 | 43,5 |
| 12065165000 | Kremmen | 324 | 401 | 4.321 | 5.486 | 48,8 | 46,9 | 323 | 401 | 4.308 | 5.486 | 48,9 | 46,9 |
| 12065180000 | Leegebruch | 208 | 198 | 3.066 | 2.931 | 55,8 | 59,1 | 208 | 197 | 3.066 | 2.916 | 55,8 | 58,9 |
| 12065193000 | Liebenwalde | 180 | 192 | 4.202 | 4.489 | 59,4 | 63,5 | 180 | 192 | 4.202 | 4.489 | 59,4 | 63,5 |
| 12065198000 | Löwenberger Land | 364 | 331 | 4.462 | 4.095 | 55,5 | 48,0 | 364 | 331 | 4.462 | 4.095 | 55,5 | 48,0 |
| 12065225000 | Mühlenbecker Land | 628 | 642 | 4.188 | 4.331 | 50,8 | 41,7 | 627 | 640 | 4.181 | 4.318 | 50,7 | 41,6 |
| 12065251000 | Oberkrämer | 563 | 475 | 5.022 | 4.315 | 48,0 | 48,0 | 563 | 475 | 5.022 | 4.315 | 48,0 | 48,0 |
| 12065256000 | Oranienburg | 3.179 | 3.594 | 7.228 | 8.154 | 58,4 | 54,2 | 3.157 | 3.584 | 7.178 | 8.131 | 58,2 | 54,1 |
| 12065276000 | Schönermark | 19 | 18 | 4.213 | 4.009 | 73,7 | 72,2 | 19 | 18 | 4.213 | 4.009 | 73,7 | 72,2 |
| 12065301000 | Sonnenberg | 24 | 14 | 2.909 | 1.720 | 79,2 | 35,7 | 24 | 14 | 2.909 | 1.720 | 79,2 | 35,7 |
| 12065310000 | Stechlin | 43 | 39 | 3.542 | 3.215 | 58,1 | 48,7 | 43 | 39 | 3.542 | 3.215 | 58,1 | 48,7 |
| 12065332000 | Velten | 931 | 918 | 7.865 | 7.770 | 49,4 | 51,6 | 927 | 916 | 7.831 | 7.753 | 49,2 | 51,5 |
| 12065356000 | Zehdenick | 790 | 735 | 5.871 | 5.459 | 64,1 | 58,2 | 790 | 733 | 5.871 | 5.445 | 64,1 | 58,1 |

Auszug aus PKS des Landes Brandenburg
Kennzahlen für ausgewählte Deliktsbereiche

| Schlüssel | Bezeichnung | Straftaten insgesamt | | | | | | Straftaten ohne Aufenth.-, Asyl-, FreizügigkeitsG/EU | | | | | |
|--------------------|--|----------------------|---------------|--------------|--------------|-------------|-------------|--|---------------|--------------|--------------|-------------|-------------|
| | | 2018 | 2017 | 2018 | 2017 | 2018 | 2017 | 2018 | 2017 | 2018 | 2017 | 2018 | 2017 |
| | | erf. Fälle | | HZ | | AQ in % | | erf. Fälle | | HZ | | AQ in % | |
| 12066000000 | Landkreis Oberspreewald-Lausitz | 7.185 | 7.039 | 6.466 | 6.287 | 49,8 | 52,7 | 7.173 | 7.011 | 6.455 | 6.262 | 49,7 | 52,5 |
| 12066008000 | Altdöbern | 71 | 115 | 2.906 | 4.567 | 47,9 | 55,7 | 71 | 115 | 2.906 | 4.567 | 47,9 | 55,7 |
| 12066041000 | Bronkow | 15 | 17 | 2.586 | 2.901 | 40,0 | 70,6 | 15 | 13 | 2.586 | 2.218 | 40,0 | 61,5 |
| 12066052000 | Calau | 348 | 356 | 4.468 | 4.543 | 58,3 | 48,6 | 347 | 356 | 4.455 | 4.543 | 58,2 | 48,6 |
| 12066064000 | Frauendorf | 6 | 14 | 870 | 2.038 | 50,0 | 85,7 | 6 | 14 | 870 | 2.038 | 50,0 | 85,7 |
| 12066104000 | Großmehlen | 9 | 16 | 829 | 1.451 | 44,4 | 37,5 | 9 | 16 | 829 | 1.451 | 44,4 | 37,5 |
| 12066112000 | Großräschen | 428 | 436 | 4.976 | 5.053 | 49,3 | 64,4 | 428 | 436 | 4.976 | 5.053 | 49,3 | 64,4 |
| 12066116000 | Grünewald | 4 | 1 | 752 | 193 | 25,0 | 0,0 | 4 | 1 | 752 | 193 | 25,0 | 0,0 |
| 12066120000 | Guteborn | 6 | 5 | 1.136 | 938 | 66,7 | 80,0 | 6 | 5 | 1.136 | 938 | 66,7 | 80,0 |
| 12066124000 | Hermsdorf | 8 | 15 | 1.005 | 1.884 | 62,5 | 60,0 | 8 | 15 | 1.005 | 1.884 | 62,5 | 60,0 |
| 12066132000 | Hohenbocka | 30 | 23 | 3.093 | 2.352 | 46,7 | 73,9 | 30 | 23 | 3.093 | 2.352 | 46,7 | 73,9 |
| 12066168000 | Kroppen | 4 | 4 | 593 | 590 | 50,0 | 0,0 | 4 | 4 | 593 | 590 | 50,0 | 0,0 |
| 12066176000 | Lauchhammer | 790 | 767 | 5.422 | 5.186 | 59,1 | 57,8 | 788 | 767 | 5.409 | 5.186 | 59,0 | 57,8 |
| 12066188000 | Lindenau | 17 | 22 | 2.300 | 2.969 | 58,8 | 72,7 | 17 | 22 | 2.300 | 2.969 | 58,8 | 72,7 |
| 12066196000 | Lübbenau/Spreewald | 1.413 | 1.120 | 8.782 | 6.953 | 38,6 | 55,2 | 1.412 | 1.118 | 8.776 | 6.940 | 38,5 | 55,1 |
| 12066202000 | Luckaitztal | 17 | 20 | 2.109 | 2.466 | 52,9 | 45,0 | 17 | 20 | 2.109 | 2.466 | 52,9 | 45,0 |
| 12066226000 | Neu-Seeland | 35 | 52 | 5.912 | 8.799 | 57,1 | 46,2 | 35 | 52 | 5.912 | 8.799 | 57,1 | 46,2 |
| 12066228000 | Neupetershain | 46 | 45 | 3.846 | 3.662 | 43,5 | 35,6 | 46 | 45 | 3.846 | 3.662 | 43,5 | 35,6 |
| 12066240000 | Ortrand | 75 | 68 | 3.508 | 3.172 | 48,0 | 45,6 | 75 | 68 | 3.508 | 3.172 | 48,0 | 45,6 |
| 12066272000 | Ruhland | 236 | 173 | 6.457 | 4.685 | 39,8 | 46,2 | 236 | 173 | 6.457 | 4.685 | 39,8 | 46,2 |
| 12066285000 | Schipkau | 442 | 319 | 6.500 | 4.716 | 49,5 | 57,1 | 441 | 310 | 6.485 | 4.583 | 49,4 | 55,8 |
| 12066292000 | Schwarzbach | 16 | 4 | 2.450 | 604 | 43,8 | 25,0 | 16 | 4 | 2.450 | 604 | 43,8 | 25,0 |
| 12066296000 | Schwarzheide | 271 | 389 | 4.772 | 6.811 | 57,6 | 51,4 | 271 | 389 | 4.772 | 6.811 | 57,6 | 51,4 |
| 12066304000 | Senftenberg | 2.445 | 2.484 | 9.956 | 10.027 | 53,0 | 50,2 | 2.438 | 2.473 | 9.928 | 9.983 | 52,8 | 49,9 |
| 12066316000 | Tettau | 11 | 21 | 1.419 | 2.682 | 45,5 | 19,0 | 11 | 21 | 1.419 | 2.682 | 45,5 | 19,0 |
| 12066320000 | Vetschau/Spreewald | 442 | 553 | 5.402 | 6.665 | 47,5 | 47,0 | 442 | 551 | 5.402 | 6.641 | 47,5 | 46,8 |
| 12067000000 | Landkreis Oder-Spree | 12.841 | 12.295 | 7.200 | 6.875 | 57,7 | 56,1 | 11.374 | 11.594 | 6.377 | 6.483 | 52,3 | 53,4 |
| 12067024000 | Bad Saarow | 258 | 251 | 4.601 | 4.590 | 35,3 | 40,2 | 257 | 250 | 4.583 | 4.572 | 35,0 | 40,0 |
| 12067036000 | Beeskow | 413 | 483 | 5.111 | 5.964 | 55,4 | 53,0 | 412 | 483 | 5.099 | 5.964 | 55,3 | 53,0 |
| 12067040000 | Berkenbrück | 53 | 49 | 5.274 | 4.876 | 45,3 | 71,4 | 52 | 48 | 5.174 | 4.776 | 44,2 | 72,9 |
| 12067072000 | Briesen (Mark) | 193 | 248 | 6.903 | 8.911 | 71,5 | 66,9 | 150 | 181 | 5.365 | 6.504 | 63,3 | 54,7 |
| 12067076000 | Brieskow-Finkenheerd | 87 | 59 | 3.839 | 2.565 | 48,3 | 55,9 | 86 | 58 | 3.795 | 2.522 | 47,7 | 55,2 |
| 12067112000 | Diensdorf-Radlow | 19 | 14 | 3.220 | 2.469 | 52,6 | 21,4 | 19 | 14 | 3.220 | 2.469 | 52,6 | 21,4 |

Auszug aus PKS des Landes Brandenburg
Kennzahlen für ausgewählte Deliktsbereiche

| Schlüssel | Bezeichnung | Straftaten insgesamt | | | | | | Straftaten ohne Aufenth.-, Asyl-, FreizügigkeitsG/EU | | | | | |
|-------------|-----------------------|----------------------|-------|--------|--------|---------|------|--|-------|--------|--------|---------|------|
| | | 2018 | 2017 | 2018 | 2017 | 2018 | 2017 | 2018 | 2017 | 2018 | 2017 | 2018 | 2017 |
| | | erf. Fälle | | HZ | | AQ in % | | erf. Fälle | | HZ | | AQ in % | |
| 12067120000 | Eisenhüttenstadt | 4.059 | 3.025 | 16.199 | 11.491 | 72,3 | 64,5 | 2.799 | 2.588 | 11.171 | 9.831 | 60,1 | 58,4 |
| 12067124000 | Erkner | 1.149 | 1.173 | 9.722 | 10.030 | 44,3 | 45,5 | 1.147 | 1.170 | 9.706 | 10.004 | 44,2 | 45,4 |
| 12067137000 | Friedland | 80 | 61 | 2.704 | 2.050 | 51,3 | 52,5 | 80 | 60 | 2.704 | 2.017 | 51,3 | 51,7 |
| 12067144000 | Fürstenwalde/Spree | 3.123 | 3.405 | 9.730 | 10.632 | 54,7 | 60,2 | 3.092 | 3.392 | 9.633 | 10.592 | 54,3 | 60,2 |
| 12067173000 | Gosen-Neu Zittau | 185 | 149 | 5.841 | 4.850 | 53,0 | 43,6 | 183 | 149 | 5.778 | 4.850 | 52,5 | 43,6 |
| 12067180000 | Groß Lindow | 35 | 27 | 2.044 | 1.573 | 77,1 | 25,9 | 35 | 27 | 2.044 | 1.573 | 77,1 | 25,9 |
| 12067201000 | Grünheide (Mark) | 439 | 497 | 5.132 | 5.883 | 42,8 | 42,5 | 437 | 497 | 5.109 | 5.883 | 42,6 | 42,5 |
| 12067205000 | Grunow-Dammendorf | 19 | 14 | 3.808 | 2.789 | 63,2 | 28,6 | 19 | 14 | 3.808 | 2.789 | 63,2 | 28,6 |
| 12067237000 | Jacobsdorf | 276 | 350 | 14.557 | 18.548 | 78,3 | 80,3 | 168 | 216 | 8.861 | 11.447 | 64,3 | 68,5 |
| 12067288000 | Langewahl | 11 | 16 | 1.322 | 1.909 | 45,5 | 37,5 | 11 | 15 | 1.322 | 1.790 | 45,5 | 33,3 |
| 12067292000 | Lawitz | 23 | 5 | 3.918 | 839 | 30,4 | 20,0 | 23 | 5 | 3.918 | 839 | 30,4 | 20,0 |
| 12067324000 | Mixdorf | 19 | 17 | 2.095 | 1.864 | 57,9 | 52,9 | 19 | 17 | 2.095 | 1.864 | 57,9 | 52,9 |
| 12067336000 | Müllrose | 182 | 182 | 3.968 | 3.982 | 46,7 | 50,5 | 167 | 173 | 3.641 | 3.785 | 43,1 | 48,0 |
| 12067338000 | Neißemünde | 45 | 43 | 2.736 | 2.704 | 31,1 | 30,2 | 45 | 43 | 2.736 | 2.704 | 31,1 | 30,2 |
| 12067357000 | Neuzelle | 145 | 136 | 3.391 | 3.177 | 44,8 | 44,9 | 145 | 136 | 3.391 | 3.177 | 44,8 | 44,9 |
| 12067397000 | Ragow-Merz | 16 | 5 | 3.113 | 986 | 62,5 | 60,0 | 16 | 5 | 3.113 | 986 | 62,5 | 60,0 |
| 12067408000 | Rauen | 38 | 38 | 1.919 | 1.915 | 39,5 | 63,2 | 38 | 38 | 1.919 | 1.915 | 39,5 | 63,2 |
| 12067413000 | Reichenwalde | 44 | 47 | 3.936 | 4.130 | 79,5 | 44,7 | 44 | 47 | 3.936 | 4.130 | 79,5 | 44,7 |
| 12067426000 | Rietz-Neuendorf | 93 | 83 | 2.279 | 2.020 | 58,1 | 51,8 | 93 | 83 | 2.279 | 2.020 | 58,1 | 51,8 |
| 12067438000 | Schlaubetal | 26 | 30 | 1.407 | 1.630 | 38,5 | 43,3 | 26 | 30 | 1.407 | 1.630 | 38,5 | 43,3 |
| 12067440000 | Schöneiche bei Berlin | 429 | 458 | 3.434 | 3.712 | 39,4 | 39,3 | 429 | 454 | 3.434 | 3.680 | 39,4 | 38,8 |
| 12067458000 | Siehdichum | 30 | 20 | 1.932 | 1.311 | 53,3 | 25,0 | 30 | 20 | 1.932 | 1.311 | 53,3 | 25,0 |
| 12067469000 | Spreenhagen | 180 | 167 | 5.511 | 5.167 | 38,3 | 52,7 | 180 | 167 | 5.511 | 5.167 | 38,3 | 52,7 |
| 12067473000 | Steinhöfel | 155 | 146 | 3.513 | 3.340 | 54,8 | 62,3 | 155 | 127 | 3.513 | 2.906 | 54,8 | 57,5 |
| 12067481000 | Storkow (Mark) | 402 | 476 | 4.419 | 5.248 | 46,3 | 49,2 | 402 | 475 | 4.419 | 5.237 | 46,3 | 49,1 |
| 12067493000 | Tauche | 138 | 112 | 3.616 | 2.893 | 58,0 | 67,0 | 138 | 112 | 3.616 | 2.893 | 58,0 | 67,0 |
| 12067508000 | Vogelsang | 14 | 34 | 1.939 | 4.677 | 50,0 | 11,8 | 14 | 34 | 1.939 | 4.677 | 50,0 | 11,8 |
| 12067520000 | Wendisch Rietz | 66 | 77 | 4.198 | 5.029 | 43,9 | 44,2 | 66 | 77 | 4.198 | 5.029 | 43,9 | 44,2 |
| 12067528000 | Wiesenu | 35 | 36 | 2.841 | 2.859 | 57,1 | 47,2 | 35 | 35 | 2.841 | 2.780 | 57,1 | 45,7 |
| 12067544000 | Woltersdorf | 324 | 318 | 3.955 | 3.896 | 39,8 | 37,7 | 324 | 318 | 3.955 | 3.896 | 39,8 | 37,7 |
| 12067552000 | Ziltendorf | 38 | 44 | 2.515 | 2.880 | 92,1 | 63,6 | 38 | 36 | 2.515 | 2.356 | 92,1 | 55,6 |

Auszug aus PKS des Landes Brandenburg
Kennzahlen für ausgewählte Deliktsbereiche

| Schlüssel | Bezeichnung | Straftaten insgesamt | | | | | | Straftaten ohne Aufenth.-, Asyl-, FreizügigkeitsG/EU | | | | | |
|--------------------|-------------------------------------|----------------------|---------------|--------------|--------------|-------------|-------------|--|---------------|--------------|--------------|-------------|-------------|
| | | 2018 | 2017 | 2018 | 2017 | 2018 | 2017 | 2018 | 2017 | 2018 | 2017 | 2018 | 2017 |
| | | erf. Fälle | | HZ | | AQ in % | | erf. Fälle | | HZ | | AQ in % | |
| 1206800000 | Landkreis Ostprignitz-Ruppin | 7.683 | 7.625 | 7.732 | 7.670 | 64,5 | 60,4 | 7.666 | 7.613 | 7.715 | 7.658 | 64,5 | 60,4 |
| 12068052000 | Breddin | 44 | 38 | 4.955 | 4.289 | 79,5 | 89,5 | 43 | 38 | 4.842 | 4.289 | 79,1 | 89,5 |
| 12068072000 | Dabergotz | 33 | 26 | 5.305 | 4.255 | 66,7 | 53,8 | 33 | 26 | 5.305 | 4.255 | 66,7 | 53,8 |
| 12068109000 | Dreetz | 35 | 96 | 3.070 | 8.370 | 74,3 | 68,8 | 35 | 96 | 3.070 | 8.370 | 74,3 | 68,8 |
| 12068117000 | Fehrbellin | 539 | 603 | 6.066 | 6.814 | 62,9 | 59,4 | 539 | 602 | 6.066 | 6.803 | 62,9 | 59,3 |
| 12068181000 | Heiligengrave | 214 | 189 | 4.880 | 4.270 | 63,1 | 50,3 | 214 | 188 | 4.880 | 4.248 | 63,1 | 50,0 |
| 12068188000 | Herzberg (Mark) | 45 | 45 | 6.891 | 6.829 | 77,8 | 48,9 | 45 | 45 | 6.891 | 6.829 | 77,8 | 48,9 |
| 12068264000 | Kyritz | 675 | 884 | 7.200 | 9.617 | 66,7 | 65,3 | 672 | 883 | 7.168 | 9.606 | 66,5 | 65,2 |
| 12068280000 | Lindow (Mark) | 212 | 194 | 6.942 | 6.407 | 61,8 | 63,9 | 211 | 194 | 6.909 | 6.407 | 61,6 | 63,9 |
| 12068306000 | Märkisch Linden | 31 | 59 | 2.627 | 5.026 | 51,6 | 69,5 | 31 | 59 | 2.627 | 5.026 | 51,6 | 69,5 |
| 12068320000 | Neuruppin | 3.193 | 2.858 | 10.337 | 9.208 | 68,4 | 64,7 | 3.187 | 2.853 | 10.318 | 9.192 | 68,3 | 64,6 |
| 12068324000 | Neustadt (Dosse) | 174 | 257 | 5.038 | 7.546 | 55,7 | 53,7 | 173 | 257 | 5.009 | 7.546 | 55,5 | 53,7 |
| 12068353000 | Rheinsberg | 620 | 573 | 7.644 | 7.021 | 62,3 | 47,3 | 620 | 572 | 7.644 | 7.009 | 62,3 | 47,2 |
| 12068372000 | Rüthnick | 4 | 12 | 849 | 2.454 | 50,0 | 25,0 | 4 | 12 | 849 | 2.454 | 50,0 | 25,0 |
| 12068409000 | Sieversdorf-Hohenofen | 22 | 22 | 3.156 | 3.077 | 72,7 | 63,6 | 22 | 22 | 3.156 | 3.077 | 72,7 | 63,6 |
| 12068413000 | Storbeck-Frankendorf | 7 | 10 | 1.455 | 2.114 | 42,9 | 50,0 | 7 | 10 | 1.455 | 2.114 | 42,9 | 50,0 |
| 12068417000 | Stüdenitz-Schönermark | 12 | 9 | 2.000 | 1.554 | 41,7 | 77,8 | 12 | 9 | 2.000 | 1.554 | 41,7 | 77,8 |
| 12068425000 | Temnitzquell | 44 | 51 | 5.805 | 6.755 | 50,0 | 58,8 | 44 | 51 | 5.805 | 6.755 | 50,0 | 58,8 |
| 12068426000 | Temnitztal | 50 | 38 | 3.465 | 2.603 | 68,0 | 60,5 | 50 | 38 | 3.465 | 2.603 | 68,0 | 60,5 |
| 12068437000 | Vielitzsee | 13 | 8 | 2.808 | 1.747 | 46,2 | 37,5 | 13 | 8 | 2.808 | 1.747 | 46,2 | 37,5 |
| 12068452000 | Walsleben | 222 | 217 | 28.244 | 27.364 | 36,0 | 42,4 | 222 | 217 | 28.244 | 27.364 | 36,0 | 42,4 |
| 12068468000 | Wittstock/Dosse | 1.205 | 1.101 | 8.437 | 7.704 | 60,6 | 58,9 | 1.202 | 1.099 | 8.416 | 7.690 | 60,5 | 58,8 |
| 12068477000 | Wusterhausen/Dosse | 262 | 321 | 4.452 | 5.390 | 70,2 | 58,9 | 260 | 320 | 4.418 | 5.374 | 70,0 | 58,8 |
| 12068501000 | Zernitz-Lohm | 27 | 14 | 3.125 | 1.609 | 74,1 | 50,0 | 27 | 14 | 3.125 | 1.609 | 74,1 | 50,0 |
| 12069000000 | Landkreis Potsdam-Mittelmark | 11.257 | 11.453 | 5.280 | 5.397 | 51,1 | 51,1 | 11.229 | 11.440 | 5.267 | 5.391 | 51,0 | 51,1 |
| 12069017000 | Beelitz | 587 | 618 | 4.821 | 5.080 | 46,2 | 48,2 | 584 | 618 | 4.797 | 5.080 | 45,9 | 48,2 |
| 12069018000 | Beetzsee | 65 | 62 | 2.506 | 2.429 | 53,8 | 56,5 | 65 | 62 | 2.506 | 2.429 | 53,8 | 56,5 |
| 12069019000 | Beetzseeheide | 23 | 21 | 3.329 | 3.004 | 65,2 | 52,4 | 23 | 21 | 3.329 | 3.004 | 65,2 | 52,4 |
| 12069020000 | Bad Belzig | 659 | 815 | 5.923 | 7.334 | 51,6 | 49,2 | 659 | 815 | 5.923 | 7.334 | 51,6 | 49,2 |
| 12069028000 | Bensdorf | 54 | 38 | 4.444 | 3.074 | 59,3 | 63,2 | 54 | 38 | 4.444 | 3.074 | 59,3 | 63,2 |
| 12069052000 | Borkheide | 61 | 81 | 3.044 | 4.147 | 52,5 | 55,6 | 60 | 81 | 2.994 | 4.147 | 51,7 | 55,6 |
| 12069056000 | Borkwalde | 43 | 63 | 2.888 | 4.237 | 65,1 | 60,3 | 43 | 63 | 2.888 | 4.237 | 65,1 | 60,3 |
| 12069076000 | Brück | 198 | 172 | 4.943 | 4.301 | 62,1 | 51,2 | 197 | 172 | 4.918 | 4.301 | 61,9 | 51,2 |

Auszug aus PKS des Landes Brandenburg
Kennzahlen für ausgewählte Deliktsbereiche

| Schlüssel | Bezeichnung | Straftaten insgesamt | | | | | | Straftaten ohne Aufenth.-, Asyl-, FreizügigkeitsG/EU | | | | | |
|-------------|--------------------|----------------------|-------|--------|--------|---------|------|--|-------|--------|--------|---------|------|
| | | 2018 | 2017 | 2018 | 2017 | 2018 | 2017 | 2018 | 2017 | 2018 | 2017 | 2018 | 2017 |
| | | erf. Fälle | | HZ | | AQ in % | | erf. Fälle | | HZ | | AQ in % | |
| 12069089000 | Buckautal | 14 | 26 | 2.863 | 5.242 | 42,9 | 57,7 | 14 | 26 | 2.863 | 5.242 | 42,9 | 57,7 |
| 12069216000 | Golzow | 42 | 23 | 3.165 | 1.752 | 59,5 | 52,2 | 42 | 23 | 3.165 | 1.752 | 59,5 | 52,2 |
| 12069224000 | Görzke | 39 | 41 | 3.176 | 3.325 | 56,4 | 56,1 | 39 | 41 | 3.176 | 3.325 | 56,4 | 56,1 |
| 12069232000 | Gräben | 9 | 12 | 1.724 | 2.353 | 66,7 | 50,0 | 9 | 12 | 1.724 | 2.353 | 66,7 | 50,0 |
| 12069249000 | Groß Kreuz/Emster | 259 | 300 | 3.090 | 3.625 | 51,4 | 55,0 | 259 | 300 | 3.090 | 3.625 | 51,4 | 55,0 |
| 12069270000 | Havelsee | 108 | 96 | 3.345 | 2.959 | 56,5 | 53,1 | 108 | 96 | 3.345 | 2.959 | 56,5 | 53,1 |
| 12069304000 | Kleinmachnow | 1.061 | 1.028 | 5.148 | 4.980 | 52,6 | 37,4 | 1.060 | 1.028 | 5.144 | 4.980 | 52,5 | 37,4 |
| 12069306000 | Kloster Lehnin | 435 | 455 | 4.010 | 4.173 | 58,4 | 55,2 | 433 | 454 | 3.992 | 4.164 | 58,2 | 55,1 |
| 12069345000 | Linthe | 160 | 142 | 17.544 | 15.848 | 38,8 | 46,5 | 159 | 142 | 17.434 | 15.848 | 38,4 | 46,5 |
| 12069397000 | Michendorf | 667 | 650 | 5.363 | 5.297 | 36,4 | 44,3 | 665 | 649 | 5.347 | 5.289 | 36,2 | 44,2 |
| 12069402000 | Mühlenfließ | 174 | 132 | 19.728 | 14.602 | 40,8 | 36,4 | 174 | 132 | 19.728 | 14.602 | 40,8 | 36,4 |
| 12069448000 | Niemeqk | 78 | 116 | 3.818 | 5.711 | 47,4 | 64,7 | 78 | 116 | 3.818 | 5.711 | 47,4 | 64,7 |
| 12069454000 | Nuthetal | 333 | 340 | 3.669 | 3.795 | 37,8 | 51,5 | 333 | 340 | 3.669 | 3.795 | 37,8 | 51,5 |
| 12069460000 | Päwesin | 23 | 20 | 4.600 | 3.839 | 56,5 | 45,0 | 23 | 20 | 4.600 | 3.839 | 56,5 | 45,0 |
| 12069470000 | Planebruch | 13 | 13 | 1.285 | 1.271 | 69,2 | 61,5 | 13 | 13 | 1.285 | 1.271 | 69,2 | 61,5 |
| 12069474000 | Planetal | 21 | 24 | 2.258 | 2.510 | 42,9 | 66,7 | 21 | 24 | 2.258 | 2.510 | 42,9 | 66,7 |
| 12069485000 | Rabenstein/Fläming | 45 | 42 | 5.521 | 5.237 | 28,9 | 38,1 | 45 | 42 | 5.521 | 5.237 | 28,9 | 38,1 |
| 12069537000 | Rosenu | 24 | 20 | 2.623 | 2.139 | 37,5 | 70,0 | 24 | 20 | 2.623 | 2.139 | 37,5 | 70,0 |
| 12069541000 | Roskow | 36 | 38 | 3.056 | 3.199 | 61,1 | 47,4 | 36 | 38 | 3.056 | 3.199 | 61,1 | 47,4 |
| 12069590000 | Schwielowsee | 392 | 502 | 3.690 | 4.751 | 50,3 | 47,6 | 391 | 502 | 3.680 | 4.751 | 50,1 | 47,6 |
| 12069596000 | Seddiner See | 338 | 273 | 7.338 | 6.143 | 34,0 | 41,4 | 337 | 273 | 7.317 | 6.143 | 33,8 | 41,4 |
| 12069604000 | Stahnsdorf | 662 | 672 | 4.335 | 4.409 | 49,2 | 47,8 | 662 | 671 | 4.335 | 4.403 | 49,2 | 47,7 |
| 12069616000 | Teltow | 1.830 | 1.757 | 7.104 | 6.845 | 54,0 | 53,7 | 1.825 | 1.755 | 7.084 | 6.838 | 53,9 | 53,6 |
| 12069632000 | Treuenbrietzen | 253 | 290 | 3.385 | 3.887 | 56,1 | 49,0 | 251 | 290 | 3.358 | 3.887 | 55,8 | 49,0 |
| 12069648000 | Wenzlow | 21 | 15 | 3.832 | 2.762 | 66,7 | 33,3 | 21 | 15 | 3.832 | 2.762 | 66,7 | 33,3 |
| 12069656000 | Werder (Havel) | 1.914 | 1.788 | 7.449 | 7.055 | 59,4 | 59,0 | 1.907 | 1.787 | 7.422 | 7.051 | 59,2 | 59,0 |
| 12069665000 | Wiesenburg/Mark | 126 | 168 | 2.950 | 3.905 | 57,1 | 61,9 | 125 | 166 | 2.927 | 3.859 | 56,8 | 61,4 |
| 12069680000 | Wollin | 43 | 40 | 5.113 | 4.739 | 30,2 | 37,5 | 43 | 40 | 5.113 | 4.739 | 30,2 | 37,5 |
| 12069688000 | Wusterwitz | 127 | 135 | 4.167 | 4.438 | 56,7 | 57,8 | 127 | 135 | 4.167 | 4.438 | 56,7 | 57,8 |
| 12069696000 | Ziesar | 320 | 425 | 13.104 | 17.390 | 38,8 | 61,9 | 320 | 420 | 13.104 | 17.185 | 38,8 | 61,4 |

Auszug aus PKS des Landes Brandenburg
Kennzahlen für ausgewählte Deliktsbereiche

| Schlüssel | Bezeichnung | Straftaten insgesamt | | | | | | Straftaten ohne Aufenth.-, Asyl-, FreizügigkeitsG/EU | | | | | |
|--------------------|------------------------------|----------------------|--------------|--------------|--------------|-------------|-------------|--|--------------|--------------|--------------|-------------|-------------|
| | | 2018 | 2017 | 2018 | 2017 | 2018 | 2017 | 2018 | 2017 | 2018 | 2017 | 2018 | 2017 |
| | | erf. Fälle | | HZ | | AQ in % | | erf. Fälle | | HZ | | AQ in % | |
| 1207000000 | Landkreis Prignitz | 4.602 | 4.832 | 5.956 | 6.210 | 63,8 | 63,0 | 4.589 | 4.826 | 5.939 | 6.202 | 63,7 | 63,0 |
| 12070008000 | Bad Wilsnack | 132 | 103 | 5.124 | 3.997 | 72,7 | 54,4 | 131 | 103 | 5.085 | 3.997 | 72,5 | 54,4 |
| 12070028000 | Berge | 31 | 24 | 4.133 | 3.113 | 67,7 | 79,2 | 31 | 24 | 4.133 | 3.113 | 67,7 | 79,2 |
| 12070052000 | Breese | 28 | 41 | 1.877 | 2.789 | 71,4 | 73,2 | 28 | 41 | 1.877 | 2.789 | 71,4 | 73,2 |
| 12070060000 | Cumlosen | 12 | 15 | 1.676 | 2.075 | 58,3 | 46,7 | 12 | 15 | 1.676 | 2.075 | 58,3 | 46,7 |
| 12070096000 | Gerdshagen | 16 | 17 | 3.245 | 3.407 | 56,3 | 58,8 | 16 | 17 | 3.245 | 3.407 | 56,3 | 58,8 |
| 12070125000 | Groß Pankow (Prignitz) | 120 | 126 | 3.097 | 3.180 | 75,8 | 70,6 | 120 | 126 | 3.097 | 3.180 | 75,8 | 70,6 |
| 12070145000 | Gülitz-Reetz | 3 | 12 | 651 | 2.564 | 33,3 | 91,7 | 3 | 12 | 651 | 2.564 | 33,3 | 91,7 |
| 12070149000 | Gumtow | 91 | 91 | 2.700 | 2.673 | 64,8 | 83,5 | 91 | 91 | 2.700 | 2.673 | 64,8 | 83,5 |
| 12070153000 | Halenbeck-Rohlsdorf | 16 | 13 | 3.150 | 2.471 | 37,5 | 38,5 | 16 | 13 | 3.150 | 2.471 | 37,5 | 38,5 |
| 12070173000 | Karstädt | 166 | 232 | 2.772 | 3.858 | 62,0 | 62,5 | 166 | 232 | 2.772 | 3.858 | 62,0 | 62,5 |
| 12070222000 | Kümmernitztal | 16 | 21 | 4.290 | 5.497 | 50,0 | 71,4 | 16 | 21 | 4.290 | 5.497 | 50,0 | 71,4 |
| 12070236000 | Lanz | 20 | 11 | 2.699 | 1.480 | 60,0 | 45,5 | 20 | 11 | 2.699 | 1.480 | 60,0 | 45,5 |
| 12070241000 | Legde/Quitzebel | 15 | 10 | 2.483 | 1.681 | 33,3 | 20,0 | 15 | 10 | 2.483 | 1.681 | 33,3 | 20,0 |
| 12070244000 | Lenzen (Elbe) | 105 | 137 | 4.916 | 6.343 | 57,1 | 52,6 | 105 | 137 | 4.916 | 6.343 | 57,1 | 52,6 |
| 12070246000 | Lenzerwische | 15 | 13 | 3.356 | 2.895 | 66,7 | 53,8 | 15 | 13 | 3.356 | 2.895 | 66,7 | 53,8 |
| 12070266000 | Marienfließ | 39 | 30 | 5.516 | 4.329 | 87,2 | 76,7 | 39 | 30 | 5.516 | 4.329 | 87,2 | 76,7 |
| 12070280000 | Meyenburg | 68 | 120 | 3.232 | 5.644 | 64,7 | 75,8 | 68 | 119 | 3.232 | 5.597 | 64,7 | 75,6 |
| 12070296000 | Perleberg | 990 | 1.009 | 8.038 | 8.159 | 68,7 | 70,9 | 985 | 1.008 | 7.997 | 8.151 | 68,5 | 70,8 |
| 12070300000 | Pirow | 6 | 12 | 1.376 | 2.655 | 33,3 | 75,0 | 6 | 12 | 1.376 | 2.655 | 33,3 | 75,0 |
| 12070302000 | Plattenburg | 140 | 164 | 4.211 | 4.807 | 67,1 | 61,0 | 139 | 164 | 4.180 | 4.807 | 66,9 | 61,0 |
| 12070316000 | Pritzwalk | 746 | 789 | 6.212 | 6.548 | 58,8 | 57,2 | 745 | 786 | 6.204 | 6.523 | 58,8 | 57,0 |
| 12070325000 | Putlitz | 106 | 122 | 3.916 | 4.459 | 56,6 | 67,2 | 106 | 122 | 3.916 | 4.459 | 56,6 | 67,2 |
| 12070348000 | Rühstädt | 9 | 17 | 1.915 | 3.602 | 66,7 | 76,5 | 9 | 17 | 1.915 | 3.602 | 66,7 | 76,5 |
| 12070393000 | Triqlitz | 38 | 18 | 7.570 | 3.774 | 42,1 | 61,1 | 38 | 18 | 7.570 | 3.774 | 42,1 | 61,1 |
| 12070416000 | Weisen | 42 | 39 | 4.403 | 4.029 | 73,8 | 56,4 | 42 | 39 | 4.403 | 4.029 | 73,8 | 56,4 |
| 12070424000 | Wittenberge | 1.632 | 1.646 | 9.488 | 9.505 | 62,6 | 59,5 | 1.627 | 1.645 | 9.459 | 9.499 | 62,5 | 59,5 |
| 12071000000 | Landkreis Spree-Neiße | 6.608 | 6.961 | 5.723 | 5.958 | 51,2 | 47,0 | 6.536 | 6.903 | 5.661 | 5.909 | 50,7 | 46,6 |
| 12071028000 | Briesen | 13 | 10 | 1.704 | 1.311 | 46,2 | 60,0 | 13 | 7 | 1.704 | 917 | 46,2 | 42,9 |
| 12071032000 | Burg (Spreewald) | 148 | 170 | 3.461 | 3.937 | 43,9 | 39,4 | 148 | 170 | 3.461 | 3.937 | 43,9 | 39,4 |
| 12071041000 | Dissen-Striesow | 25 | 15 | 2.541 | 1.511 | 52,0 | 60,0 | 25 | 15 | 2.541 | 1.511 | 52,0 | 60,0 |
| 12071044000 | Döbern | 139 | 133 | 4.277 | 4.041 | 56,1 | 50,4 | 139 | 133 | 4.277 | 4.041 | 56,1 | 50,4 |
| 12071052000 | Drachhausen | 16 | 16 | 2.000 | 1.990 | 43,8 | 43,8 | 16 | 16 | 2.000 | 1.990 | 43,8 | 43,8 |

Auszug aus PKS des Landes Brandenburg
Kennzahlen für ausgewählte Deliktsbereiche

| Schlüssel | Bezeichnung | Straftaten insgesamt | | | | | | Straftaten ohne Aufenth.-, Asyl-, FreizügigkeitsG/EU | | | | | |
|-------------|---------------------------------|----------------------|---------------|--------------|--------------|-------------|-------------|--|---------------|--------------|--------------|-------------|-------------|
| | | 2018 | 2017 | 2018 | 2017 | 2018 | 2017 | 2018 | 2017 | 2018 | 2017 | 2018 | 2017 |
| | | erf. Fälle | | HZ | | AQ in % | | erf. Fälle | | HZ | | AQ in % | |
| 12071057000 | Drebkau | 246 | 193 | 4.409 | 3.440 | 56,9 | 60,1 | 246 | 193 | 4.409 | 3.440 | 56,9 | 60,1 |
| 12071060000 | Drehnow | 6 | 3 | 1.152 | 558 | 66,7 | 33,3 | 6 | 3 | 1.152 | 558 | 66,7 | 33,3 |
| 12071074000 | Felixsee | 39 | 53 | 2.055 | 2.743 | 51,3 | 45,3 | 39 | 53 | 2.055 | 2.743 | 51,3 | 45,3 |
| 12071076000 | Forst (Lausitz) | 2.018 | 2.277 | 10.995 | 12.208 | 54,2 | 45,4 | 1.971 | 2.234 | 10.739 | 11.978 | 53,1 | 44,4 |
| 12071153000 | Groß Schacksdorf-Simmersdorf | 93 | 99 | 9.073 | 8.887 | 80,6 | 74,7 | 89 | 98 | 8.683 | 8.797 | 79,8 | 74,5 |
| 12071160000 | Guben | 1.434 | 1.363 | 8.350 | 7.801 | 47,4 | 41,4 | 1.429 | 1.360 | 8.321 | 7.784 | 47,2 | 41,3 |
| 12071164000 | Guhrow | 4 | 14 | 768 | 2.692 | 50,0 | 85,7 | 4 | 14 | 768 | 2.692 | 50,0 | 85,7 |
| 12071176000 | Heinersbrück | 9 | 13 | 1.571 | 2.241 | 33,3 | 23,1 | 9 | 13 | 1.571 | 2.241 | 33,3 | 23,1 |
| 12071189000 | Jämlitz-Klein Dübén | 14 | 9 | 2.991 | 1.903 | 35,7 | 33,3 | 14 | 9 | 2.991 | 1.903 | 35,7 | 33,3 |
| 12071193000 | Jänschwalde | 65 | 81 | 4.229 | 5.182 | 40,0 | 60,5 | 60 | 81 | 3.904 | 5.182 | 35,0 | 60,5 |
| 12071244000 | Kolkwitz | 303 | 317 | 3.297 | 3.450 | 47,9 | 50,5 | 303 | 316 | 3.297 | 3.439 | 47,9 | 50,3 |
| 12071294000 | Neiße-Malxetal | 55 | 40 | 3.387 | 2.463 | 52,7 | 45,0 | 55 | 40 | 3.387 | 2.463 | 52,7 | 45,0 |
| 12071301000 | Neuhausen/Spree | 163 | 176 | 3.303 | 3.554 | 59,5 | 59,7 | 155 | 169 | 3.141 | 3.413 | 57,4 | 58,0 |
| 12071304000 | Peitz | 165 | 212 | 3.783 | 4.818 | 49,7 | 42,0 | 165 | 212 | 3.783 | 4.818 | 49,7 | 42,0 |
| 12071337000 | Schenkendöbern | 151 | 97 | 4.179 | 2.685 | 61,6 | 49,5 | 151 | 97 | 4.179 | 2.685 | 61,6 | 49,5 |
| 12071341000 | Schmogrow-Fehrow | 6 | 15 | 760 | 1.894 | 50,0 | 46,7 | 6 | 15 | 760 | 1.894 | 50,0 | 46,7 |
| 12071372000 | Spremberg | 1.168 | 1.270 | 5.201 | 5.582 | 47,3 | 50,0 | 1.165 | 1.270 | 5.188 | 5.582 | 47,2 | 50,0 |
| 12071384000 | Tauer | 10 | 16 | 1.441 | 2.292 | 60,0 | 62,5 | 10 | 16 | 1.441 | 2.292 | 60,0 | 62,5 |
| 12071386000 | Teichland | 34 | 40 | 3.041 | 3.500 | 58,8 | 50,0 | 34 | 40 | 3.041 | 3.500 | 58,8 | 50,0 |
| 12071392000 | Tschernitz | 25 | 26 | 2.018 | 2.075 | 56,0 | 26,9 | 25 | 26 | 2.018 | 2.075 | 56,0 | 26,9 |
| 12071401000 | Turnow-Preilack | 15 | 17 | 1.310 | 1.482 | 33,3 | 35,3 | 15 | 17 | 1.310 | 1.482 | 33,3 | 35,3 |
| 12071408000 | Welzow | 193 | 208 | 5.530 | 5.856 | 49,7 | 50,5 | 193 | 208 | 5.530 | 5.856 | 49,7 | 50,5 |
| 12071412000 | Werben | 23 | 17 | 1.359 | 990 | 39,1 | 52,9 | 23 | 17 | 1.359 | 990 | 39,1 | 52,9 |
| 12071414000 | Wiesengrund | 28 | 61 | 2.020 | 4.436 | 53,6 | 26,2 | 28 | 61 | 2.020 | 4.436 | 53,6 | 26,2 |
| 12072000000 | Landkreis Teltow-Fläming | 10.565 | 10.834 | 6.331 | 6.575 | 55,4 | 55,4 | 10.544 | 10.801 | 6.318 | 6.555 | 55,3 | 55,3 |
| 12072002000 | Am Mellensee | 227 | 150 | 3.364 | 2.244 | 64,3 | 59,3 | 227 | 150 | 3.364 | 2.244 | 64,3 | 59,3 |
| 12072014000 | Baruth/Mark | 222 | 227 | 5.366 | 5.508 | 49,5 | 43,6 | 222 | 227 | 5.366 | 5.508 | 49,5 | 43,6 |
| 12072017000 | Blankenfelde-Mahlow | 1.633 | 1.642 | 5.965 | 6.101 | 47,9 | 46,3 | 1.630 | 1.637 | 5.954 | 6.082 | 47,8 | 46,1 |
| 12072053000 | Dahme/Mark | 188 | 190 | 3.813 | 3.805 | 58,0 | 66,3 | 188 | 190 | 3.813 | 3.805 | 58,0 | 66,3 |
| 12072055000 | Dahmetal | 11 | 6 | 2.311 | 1.261 | 54,5 | 50,0 | 11 | 6 | 2.311 | 1.261 | 54,5 | 50,0 |
| 12072120000 | Großbeeren | 817 | 819 | 9.734 | 9.955 | 65,2 | 52,5 | 814 | 818 | 9.699 | 9.943 | 65,1 | 52,4 |
| 12072157000 | Ihlow | 12 | 4 | 1.757 | 566 | 33,3 | 100,0 | 12 | 4 | 1.757 | 566 | 33,3 | 100,0 |
| 12072169000 | Jüterbog | 809 | 704 | 6.528 | 5.720 | 59,0 | 56,0 | 809 | 703 | 6.528 | 5.712 | 59,0 | 55,9 |

Auszug aus PKS des Landes Brandenburg
Kennzahlen für ausgewählte Deliktsbereiche

| Schlüssel | Bezeichnung | Straftaten insgesamt | | | | | | Straftaten ohne Aufenth.-, Asyl-, FreizügigkeitsG/EU | | | | | |
|--------------------|----------------------------|----------------------|--------------|--------------|--------------|-------------|-------------|--|--------------|--------------|--------------|-------------|-------------|
| | | 2018 | 2017 | 2018 | 2017 | 2018 | 2017 | 2018 | 2017 | 2018 | 2017 | 2018 | 2017 |
| | | erf. Fälle | | HZ | | AQ in % | | erf. Fälle | | HZ | | AQ in % | |
| 12072232000 | Luckenwalde | 1.789 | 2.111 | 8.653 | 10.287 | 54,8 | 62,9 | 1.784 | 2.095 | 8.629 | 10.209 | 54,7 | 62,6 |
| 12072240000 | Ludwigsfelde | 1.995 | 1.995 | 7.773 | 7.903 | 52,7 | 51,3 | 1.988 | 1.991 | 7.746 | 7.887 | 52,5 | 51,2 |
| 12072297000 | Niederhörnsdorf | 359 | 249 | 5.863 | 4.079 | 64,3 | 64,3 | 358 | 249 | 5.847 | 4.079 | 64,2 | 64,3 |
| 12072298000 | Niederer Fläming | 53 | 26 | 1.717 | 841 | 49,1 | 46,2 | 53 | 26 | 1.717 | 841 | 49,1 | 46,2 |
| 12072312000 | Nuthe-Urstromtal | 149 | 197 | 2.265 | 2.974 | 60,4 | 50,8 | 149 | 196 | 2.265 | 2.959 | 60,4 | 50,5 |
| 12072340000 | Rangsdorf | 482 | 543 | 4.273 | 4.864 | 47,7 | 45,3 | 482 | 543 | 4.273 | 4.864 | 47,7 | 45,3 |
| 12072426000 | Trebbin | 445 | 501 | 4.717 | 5.288 | 58,2 | 61,1 | 445 | 501 | 4.717 | 5.288 | 58,2 | 61,1 |
| 12072477000 | Zossen | 1.374 | 1.470 | 7.264 | 8.115 | 59,4 | 62,7 | 1.372 | 1.465 | 7.254 | 8.087 | 59,3 | 62,6 |
| 12073000000 | Landkreis Uckermark | 8.100 | 7.747 | 6.730 | 6.409 | 61,2 | 63,2 | 8.031 | 7.675 | 6.673 | 6.349 | 60,9 | 62,9 |
| 12073008000 | Angermünde | 1.198 | 980 | 8.658 | 7.103 | 60,9 | 69,5 | 1.184 | 963 | 8.557 | 6.980 | 60,4 | 69,0 |
| 12073032000 | Berkholz-Meyenburg | 23 | 29 | 1.876 | 2.313 | 43,5 | 41,4 | 23 | 29 | 1.876 | 2.313 | 43,5 | 41,4 |
| 12073069000 | Boitzenburger Land | 100 | 110 | 3.174 | 3.471 | 57,0 | 57,3 | 100 | 110 | 3.174 | 3.471 | 57,0 | 57,3 |
| 12073085000 | Brüssow | 45 | 34 | 2.421 | 1.806 | 64,4 | 67,6 | 45 | 34 | 2.421 | 1.806 | 64,4 | 67,6 |
| 12073093000 | Carmzow-Wallmow | 29 | 19 | 4.723 | 2.987 | 65,5 | 84,2 | 29 | 19 | 4.723 | 2.987 | 65,5 | 84,2 |
| 12073097000 | Casekow | 109 | 75 | 5.767 | 3.960 | 63,3 | 73,3 | 102 | 70 | 5.397 | 3.696 | 60,8 | 71,4 |
| 12073157000 | Flieth-Stegelitz | 25 | 25 | 4.664 | 4.613 | 52,0 | 44,0 | 21 | 22 | 3.918 | 4.059 | 42,9 | 36,4 |
| 12073189000 | Gartz (Oder) | 73 | 90 | 2.863 | 3.579 | 53,4 | 68,9 | 73 | 90 | 2.863 | 3.579 | 53,4 | 68,9 |
| 12073201000 | Gerswalde | 65 | 70 | 4.145 | 4.397 | 83,1 | 72,9 | 65 | 70 | 4.145 | 4.397 | 83,1 | 72,9 |
| 12073216000 | Göritz | 12 | 15 | 1.491 | 1.892 | 33,3 | 66,7 | 12 | 15 | 1.491 | 1.892 | 33,3 | 66,7 |
| 12073225000 | Gramzow | 46 | 40 | 2.478 | 2.109 | 60,9 | 60,0 | 45 | 40 | 2.425 | 2.109 | 60,0 | 60,0 |
| 12073261000 | Grünow | 18 | 16 | 1.905 | 1.728 | 77,8 | 31,3 | 18 | 16 | 1.905 | 1.728 | 77,8 | 31,3 |
| 12073309000 | Hohenseelchow-Groß Pinnow | 55 | 24 | 7.051 | 3.057 | 78,2 | 83,3 | 55 | 24 | 7.051 | 3.057 | 78,2 | 83,3 |
| 12073384000 | Lychen | 156 | 155 | 4.864 | 4.811 | 53,8 | 70,3 | 156 | 155 | 4.864 | 4.811 | 53,8 | 70,3 |
| 12073386000 | Mark Landin | 38 | 40 | 3.751 | 4.012 | 78,9 | 65,0 | 38 | 40 | 3.751 | 4.012 | 78,9 | 65,0 |
| 12073393000 | Mescherin | 42 | 39 | 5.091 | 4.863 | 71,4 | 64,1 | 37 | 35 | 4.485 | 4.364 | 67,6 | 60,0 |
| 12073396000 | Milmersdorf | 84 | 61 | 5.805 | 4.213 | 73,8 | 67,2 | 84 | 61 | 5.805 | 4.213 | 73,8 | 67,2 |
| 12073404000 | Mittenwalde | 15 | 9 | 4.190 | 2.452 | 40,0 | 55,6 | 15 | 9 | 4.190 | 2.452 | 40,0 | 55,6 |
| 12073429000 | Nordwestuckermark | 86 | 92 | 2.024 | 2.154 | 47,7 | 55,4 | 86 | 92 | 2.024 | 2.154 | 47,7 | 55,4 |
| 12073430000 | Oberuckersee | 82 | 83 | 4.901 | 4.935 | 70,7 | 63,9 | 80 | 83 | 4.782 | 4.935 | 70,0 | 63,9 |
| 12073440000 | Pinnow | 41 | 50 | 4.556 | 5.708 | 48,8 | 80,0 | 41 | 50 | 4.556 | 5.708 | 48,8 | 80,0 |
| 12073452000 | Prenzlau | 1.819 | 2.069 | 9.519 | 10.732 | 66,0 | 63,1 | 1.813 | 2.064 | 9.487 | 10.706 | 65,9 | 63,1 |
| 12073458000 | Randowtal | 47 | 47 | 5.065 | 5.109 | 53,2 | 70,2 | 40 | 44 | 4.310 | 4.783 | 45,0 | 68,2 |
| 12073490000 | Schenkenberg | 20 | 26 | 3.200 | 4.269 | 50,0 | 42,3 | 20 | 26 | 3.200 | 4.269 | 50,0 | 42,3 |

Auszug aus PKS des Landes Brandenburg
Kennzahlen für ausgewählte Deliktsbereiche

| Schlüssel | Bezeichnung | Straftaten insgesamt | | | | | | Straftaten ohne Aufenth.-, Asyl-, FreizügigkeitsG/EU | | | | | |
|-------------|--------------------|----------------------|-------|-------|-------|---------|------|--|-------|-------|-------|---------|------|
| | | 2018 | 2017 | 2018 | 2017 | 2018 | 2017 | 2018 | 2017 | 2018 | 2017 | 2018 | 2017 |
| | | erf. Fälle | | HZ | | AQ in % | | erf. Fälle | | HZ | | AQ in % | |
| 12073505000 | Schöneberg | 32 | 38 | 3.946 | 4.524 | 46,9 | 47,4 | 32 | 38 | 3.946 | 4.524 | 46,9 | 47,4 |
| 12073520000 | Schönfeld | 42 | 47 | 7.083 | 7.873 | 50,0 | 70,2 | 37 | 32 | 6.239 | 5.360 | 43,2 | 56,3 |
| 12073532000 | Schwedt/Oder | 2.521 | 2.120 | 8.382 | 7.024 | 58,5 | 58,3 | 2.511 | 2.105 | 8.349 | 6.974 | 58,3 | 58,0 |
| 12073565000 | Tantow | 39 | 28 | 4.869 | 3.590 | 66,7 | 67,9 | 36 | 26 | 4.494 | 3.333 | 63,9 | 65,4 |
| 12073569000 | Temmen-Ringenwalde | 17 | 8 | 3.208 | 1.484 | 52,9 | 62,5 | 17 | 8 | 3.208 | 1.484 | 52,9 | 62,5 |
| 12073572000 | Templin | 1.063 | 1.124 | 6.655 | 6.974 | 60,4 | 65,9 | 1.062 | 1.124 | 6.648 | 6.974 | 60,4 | 65,9 |
| 12073578000 | Uckerfelde | 42 | 53 | 4.511 | 5.620 | 59,5 | 64,2 | 40 | 50 | 4.296 | 5.302 | 57,5 | 62,0 |
| 12073579000 | Uckerland | 63 | 57 | 2.365 | 2.117 | 60,3 | 56,1 | 63 | 57 | 2.365 | 2.117 | 60,3 | 56,1 |
| 12073603000 | Passow | 38 | 42 | 2.613 | 2.869 | 55,3 | 45,2 | 36 | 42 | 2.476 | 2.869 | 52,8 | 45,2 |
| 12073645000 | Zichow | 15 | 32 | 2.655 | 5.654 | 73,3 | 90,6 | 15 | 32 | 2.655 | 5.654 | 73,3 | 90,6 |

Auszug aus PKS des Landes Brandenburg
Kennzahlen für ausgewählte Deliktsbereiche

| Schlüssel | Bezeichnung | ST gg. die sex. Selbstbestimmung | | | | | | Körperverletzung gesamt | | | | | |
|-------------------|-------------------------------|----------------------------------|--------------|-----------|-----------|-------------|-------------|-------------------------|---------------|------------|------------|-------------|-------------|
| | | 2018 | 2017 | 2018 | 2017 | 2018 | 2017 | 2018 | 2017 | 2018 | 2017 | 2018 | 2017 |
| | | erf. Fälle | | HZ | | AQ in % | | erf. Fälle | | HZ | | AQ in % | |
| 1200000000 | Bundesland Brandenburg | 1.959 | 1.434 | 78 | 57 | 86,1 | 84,9 | 15.797 | 15.120 | 631 | 606 | 90,2 | 91,2 |
| 1205100000 | Brandenburg an der Havel | 73 | 47 | 102 | 66 | 82,2 | 87,2 | 553 | 547 | 769 | 763 | 89,9 | 90,1 |
| 1205200000 | Cottbus | 109 | 66 | 108 | 66 | 73,4 | 69,7 | 1.022 | 885 | 1.012 | 881 | 88,7 | 86,2 |
| 1205300000 | Frankfurt (Oder) | 56 | 38 | 96 | 65 | 80,4 | 86,8 | 457 | 391 | 785 | 672 | 85,3 | 89,8 |
| 1205400000 | Potsdam | 163 | 99 | 93 | 58 | 84,7 | 66,7 | 1.275 | 1.213 | 726 | 706 | 84,1 | 86,2 |
| 1206000000 | Landkreis Barnim | 127 | 95 | 70 | 53 | 81,9 | 84,2 | 1.067 | 1.044 | 590 | 582 | 87,8 | 92,2 |
| 12060005000 | Ahrensfelde | 2 | 6 | 15 | 46 | 50,0 | 66,7 | 45 | 55 | 338 | 421 | 86,7 | 92,7 |
| 12060012000 | Althüttendorf | 1 | | 171 | 0 | 100,0 | | 1 | 1 | 171 | 177 | 100,0 | 100,0 |
| 12060020000 | Bernau bei Berlin | 28 | 16 | 73 | 42 | 82,1 | 81,3 | 265 | 236 | 694 | 626 | 83,8 | 90,7 |
| 12060024000 | Biesenthal | 1 | 2 | 17 | 35 | 100,0 | 50,0 | 28 | 25 | 488 | 441 | 92,9 | 96,0 |
| 12060034000 | Breydin | | 1 | 0 | 131 | | 100,0 | 5 | 5 | 661 | 654 | 100,0 | 100,0 |
| 12060036000 | Britz | | 2 | 0 | 94 | | 100,0 | 4 | 2 | 191 | 94 | 100,0 | 50,0 |
| 12060045000 | Chorin | 1 | 1 | 43 | 44 | 100,0 | 100,0 | 4 | 1 | 173 | 44 | 100,0 | 100,0 |
| 12060052000 | Eberswalde | 51 | 45 | 127 | 112 | 80,4 | 86,7 | 382 | 408 | 950 | 1.020 | 89,3 | 92,6 |
| 12060068000 | Friedrichswalde | 1 | | 125 | 0 | 100,0 | | | | 0 | 0 | | |
| 12060092000 | Hohenfinow | | 1 | 0 | 189 | | 100,0 | 1 | 3 | 190 | 568 | 100,0 | 66,7 |
| 12060100000 | Joachimsthal | 1 | 4 | 30 | 116 | 100,0 | 100,0 | 19 | 25 | 563 | 725 | 94,7 | 100,0 |
| 12060128000 | Liepe | | 1 | 0 | 157 | | 100,0 | 2 | 1 | 311 | 157 | 100,0 | 100,0 |
| 12060149000 | Lunow-Stolzenhagen | | | 0 | 0 | | | 2 | 3 | 166 | 250 | 100,0 | 100,0 |
| 12060154000 | Marlenwerder | 4 | 1 | 236 | 59 | 0,0 | 0,0 | 11 | 8 | 649 | 471 | 90,9 | 87,5 |
| 12060161000 | Melchow | | | 0 | 0 | | | 5 | 9 | 526 | 966 | 60,0 | 100,0 |
| 12060172000 | Niederfinow | | 1 | 0 | 167 | | 0,0 | 1 | 2 | 165 | 334 | 100,0 | 100,0 |
| 12060176000 | Oderberg | | | 0 | 0 | | | 9 | 13 | 415 | 595 | 100,0 | 100,0 |
| 12060181000 | Panketal | 9 | 1 | 44 | 5 | 77,8 | 100,0 | 55 | 51 | 270 | 251 | 90,9 | 94,1 |
| 12060185000 | Parsteinsee | | | 0 | 0 | | | 2 | | 369 | 0 | 100,0 | |
| 12060192000 | Rüdnitz | 5 | 2 | 252 | 104 | 100,0 | 100,0 | 17 | 14 | 857 | 727 | 94,1 | 92,9 |
| 12060198000 | Schorfheide | 5 | | 50 | 0 | 80,0 | | 79 | 52 | 794 | 522 | 92,4 | 88,5 |
| 12060250000 | Sydower Fließ | | | 0 | 0 | | | 4 | 6 | 414 | 643 | 100,0 | 100,0 |
| 12060269000 | Wandlitz | 11 | 5 | 49 | 22 | 100,0 | 80,0 | 81 | 85 | 359 | 380 | 80,2 | 90,6 |
| 12060280000 | Werneuchen | 7 | 6 | 79 | 70 | 100,0 | 100,0 | 44 | 38 | 498 | 443 | 86,4 | 92,1 |
| 12060296000 | Ziethen | | | 0 | 0 | | | 1 | 1 | 226 | 226 | 100,0 | 100,0 |

Auszug aus PKS des Landes Brandenburg
Kennzahlen für ausgewählte Deliktsbereiche

| Schlüssel | Bezeichnung | ST gg. die sex. Selbstbestimmung | | | | | | Körperverletzung gesamt | | | | | |
|-------------|---------------------------|----------------------------------|------|------|------|---------|-------|-------------------------|------|-------|-------|---------|-------|
| | | 2018 | 2017 | 2018 | 2017 | 2018 | 2017 | 2018 | 2017 | 2018 | 2017 | 2018 | 2017 |
| | | erf. Fälle | | HZ | | AQ in % | | erf. Fälle | | HZ | | AQ in % | |
| 12061000000 | Landkreis Dahme-Spreewald | 130 | 102 | 78 | 61 | 86,9 | 91,2 | 939 | 843 | 561 | 508 | 90,8 | 91,8 |
| 12061005000 | Alt Zauche-Wußwerk | | | 0 | 0 | | | 1 | | 205 | 0 | 100,0 | |
| 12061017000 | Bersteland | | | 0 | 0 | | | 3 | 2 | 341 | 222 | 66,7 | 50,0 |
| 12061020000 | Bestensee | 6 | 5 | 77 | 67 | 66,7 | 100,0 | 36 | 52 | 462 | 693 | 94,4 | 94,2 |
| 12061061000 | Byhleguhre-Byhlen | | | 0 | 0 | | | | | 0 | 0 | | |
| 12061097000 | Drahnsdorf | | | 0 | 0 | | | 3 | 1 | 488 | 163 | 100,0 | 100,0 |
| 12061112000 | Eichwalde | 2 | 3 | 31 | 46 | 100,0 | 66,7 | 19 | 8 | 295 | 123 | 89,5 | 87,5 |
| 12061164000 | Golßen | | 1 | 0 | 39 | | 100,0 | 12 | 10 | 470 | 388 | 83,3 | 90,0 |
| 12061192000 | Groß Köris | 1 | 1 | 44 | 44 | 100,0 | 100,0 | 9 | 13 | 392 | 574 | 77,8 | 84,6 |
| 12061216000 | Halbe | 5 | 1 | 208 | 41 | 100,0 | 100,0 | 11 | 18 | 458 | 733 | 90,9 | 94,4 |
| 12061217000 | Heidesee | 6 | 11 | 84 | 156 | 66,7 | 81,8 | 32 | 25 | 448 | 354 | 93,8 | 104,0 |
| 12061219000 | Heideblick | | | 0 | 0 | | | 7 | 8 | 196 | 222 | 100,0 | 100,0 |
| 12061224000 | Jamlitz | | | 0 | 0 | | | | 2 | 0 | 377 | | 100,0 |
| 12061244000 | Kasel-Golzig | | 1 | 0 | 146 | | 100,0 | 2 | 4 | 290 | 585 | 100,0 | 75,0 |
| 12061260000 | Königs Wusterhausen | 31 | 16 | 84 | 44 | 87,1 | 87,5 | 270 | 245 | 736 | 672 | 91,9 | 91,8 |
| 12061265000 | Krausnick-Groß Wasserburg | 4 | 2 | 672 | 334 | 75,0 | 100,0 | 9 | 9 | 1.513 | 1.503 | 88,9 | 100,0 |
| 12061308000 | Lieberose | | 1 | 0 | 74 | | 100,0 | 9 | 9 | 653 | 662 | 88,9 | 100,0 |
| 12061316000 | Lübben (Spreewald) | 19 | 14 | 136 | 101 | 94,7 | 100,0 | 99 | 76 | 709 | 548 | 89,9 | 93,4 |
| 12061320000 | Luckau | 9 | 11 | 93 | 115 | 100,0 | 81,8 | 56 | 44 | 576 | 460 | 87,5 | 90,9 |
| 12061328000 | Märkisch Buchholz | 1 | | 124 | 0 | 100,0 | | 1 | 2 | 124 | 254 | 100,0 | 100,0 |
| 12061329000 | Märkische Heide | | 2 | 0 | 51 | | 100,0 | 16 | 15 | 412 | 383 | 106,3 | 86,7 |
| 12061332000 | Mittenwalde | 7 | 9 | 77 | 101 | 85,7 | 100,0 | 50 | 51 | 549 | 570 | 92,0 | 98,0 |
| 12061344000 | Münchehofe | | | 0 | 0 | | | | 1 | 0 | 213 | | 100,0 |
| 12061352000 | Neu Zauche | 1 | | 91 | 0 | 100,0 | | 3 | 2 | 274 | 180 | 100,0 | 100,0 |
| 12061405000 | Rietzneuendorf-Staakow | | | 0 | 0 | | | 6 | 2 | 1.005 | 325 | 100,0 | 100,0 |
| 12061428000 | Schlepzig | | | 0 | 0 | | | 1 | 1 | 165 | 164 | 100,0 | 100,0 |
| 12061433000 | Schönefeld | 13 | 13 | 89 | 90 | 69,2 | 84,6 | 145 | 123 | 991 | 853 | 89,7 | 87,0 |
| 12061435000 | Schönwald | 2 | 1 | 173 | 85 | 100,0 | 100,0 | 3 | 6 | 260 | 513 | 100,0 | 83,3 |
| 12061444000 | Schulzendorf | 4 | 4 | 49 | 50 | 75,0 | 100,0 | 26 | 18 | 318 | 226 | 92,3 | 100,0 |
| 12061448000 | Schwerin | 1 | 2 | 122 | 245 | 100,0 | 50,0 | | 5 | 0 | 613 | | 100,0 |
| 12061450000 | Schwielochsee | | 1 | 0 | 67 | | 100,0 | 4 | 3 | 269 | 201 | 100,0 | 100,0 |
| 12061470000 | Spreewaldheide | | | 0 | 0 | | | 1 | | 208 | 0 | 100,0 | |
| 12061471000 | Steinreich | | | 0 | 0 | | | 4 | 9 | 818 | 1.786 | 100,0 | 100,0 |

Auszug aus PKS des Landes Brandenburg
Kennzahlen für ausgewählte Deliktsbereiche

| Schlüssel | Bezeichnung | ST gg. die sex. Selbstbestimmung | | | | | | Körperverletzung gesamt | | | | | |
|--------------------|------------------------------|----------------------------------|-----------|-----------|-----------|-------------|-------------|-------------------------|------------|------------|------------|-------------|-------------|
| | | 2018 | 2017 | 2018 | 2017 | 2018 | 2017 | 2018 | 2017 | 2018 | 2017 | 2018 | 2017 |
| | | erf. Fälle | | HZ | | AQ in % | | erf. Fälle | | HZ | | AQ in % | |
| 12061476000 | Straupitz | | | 0 | 0 | | | 2 | 4 | 210 | 420 | 100,0 | 75,0 |
| 12061492000 | Teupitz | 2 | 1 | 106 | 54 | 100,0 | 100,0 | 12 | 11 | 638 | 589 | 75,0 | 100,0 |
| 12061510000 | Unterspreewald | | | 0 | 0 | | | 2 | 3 | 241 | 355 | 100,0 | 100,0 |
| 12061540000 | Wildau | 11 | 1 | 109 | 10 | 100,0 | 100,0 | 58 | 42 | 575 | 418 | 84,5 | 83,3 |
| 12061572000 | Zeuthen | 5 | 1 | 44 | 9 | 80,0 | 100,0 | 27 | 19 | 239 | 169 | 96,3 | 84,2 |
| 12062000000 | Landkreis Elbe-Elster | 82 | 74 | 79 | 71 | 93,9 | 93,2 | 588 | 583 | 568 | 558 | 91,8 | 91,8 |
| 12062024000 | Bad Liebenwerda | 5 | 2 | 54 | 22 | 100,0 | 100,0 | 65 | 43 | 700 | 463 | 89,2 | 90,7 |
| 12062088000 | Crinitz | | 1 | 0 | 82 | | 100,0 | 4 | 5 | 334 | 412 | 100,0 | 100,0 |
| 12062092000 | Doberlug-Kirchhain | 9 | 12 | 100 | 131 | 100,0 | 91,7 | 94 | 58 | 1.041 | 632 | 91,5 | 98,3 |
| 12062124000 | Elsterwerda | 3 | 4 | 38 | 49 | 100,0 | 75,0 | 59 | 52 | 740 | 641 | 96,6 | 88,5 |
| 12062128000 | Falkenberg/Elster | 9 | 3 | 140 | 46 | 88,9 | 66,7 | 32 | 34 | 500 | 526 | 90,6 | 88,2 |
| 12062134000 | Fichtwald | 1 | | 160 | 0 | 0,0 | | | 1 | 0 | 154 | | 100,0 |
| 12062140000 | Finsterwalde | 22 | 20 | 134 | 121 | 95,5 | 95,0 | 161 | 180 | 981 | 1.091 | 91,3 | 90,6 |
| 12062177000 | Gorden-Staupitz | | 1 | 0 | 105 | | 100,0 | 3 | 3 | 314 | 314 | 100,0 | 133,3 |
| 12062196000 | Gröden | 2 | | 148 | 0 | 100,0 | | 3 | 4 | 223 | 290 | 100,0 | 75,0 |
| 12062208000 | Großthiemig | | | 0 | 0 | | | 1 | 1 | 96 | 96 | 100,0 | 100,0 |
| 12062219000 | Heideland | | | 0 | 0 | | | | 1 | 0 | 189 | | 100,0 |
| 12062224000 | Herzberg/Elster | 10 | 14 | 110 | 153 | 90,0 | 100,0 | 52 | 64 | 572 | 701 | 90,4 | 93,8 |
| 12062232000 | Hirschfeld | | | 0 | 0 | | | 1 | 1 | 81 | 80 | 100,0 | 100,0 |
| 12062237000 | Hohenbucko | | | 0 | 0 | | | | 1 | 0 | 156 | | 100,0 |
| 12062240000 | Hohenleipisch | | 1 | 0 | 49 | | 100,0 | 9 | 22 | 443 | 1.070 | 88,9 | 86,4 |
| 12062282000 | Kremitzau | | | 0 | 0 | | | 4 | 1 | 508 | 125 | 75,0 | 100,0 |
| 12062289000 | Lebusa | 1 | | 128 | 0 | 100,0 | | | 2 | 0 | 253 | | 150,0 |
| 12062293000 | Lichterfeld-Schacksdorf | | 2 | 0 | 180 | | 100,0 | 11 | 9 | 1.084 | 811 | 100,0 | 88,9 |
| 12062333000 | Massen-Niederlausitz | 2 | 2 | 106 | 104 | 100,0 | 100,0 | 13 | 12 | 687 | 625 | 100,0 | 83,3 |
| 12062336000 | Merzdorf | 1 | | 122 | 0 | 100,0 | | 1 | 2 | 122 | 243 | 100,0 | 100,0 |
| 12062341000 | Mühlberg/Elbe | 4 | 2 | 107 | 52 | 100,0 | 50,0 | 3 | 7 | 80 | 184 | 100,0 | 85,7 |
| 12062372000 | Plessa | 1 | | 38 | 0 | 100,0 | | 5 | 8 | 189 | 300 | 80,0 | 75,0 |
| 12062410000 | Röderland | | 1 | 0 | 26 | | 100,0 | 1 | 4 | 26 | 102 | 0,0 | 100,0 |
| 12062417000 | Rückersdorf | 1 | 2 | 74 | 144 | 100,0 | 100,0 | 5 | 7 | 368 | 503 | 100,0 | 85,7 |
| 12062425000 | Sallgast | 1 | 1 | 68 | 69 | 100,0 | 100,0 | 10 | 10 | 685 | 692 | 90,0 | 100,0 |
| 12062440000 | Schilda | | | 0 | 0 | | | 1 | 1 | 210 | 214 | 100,0 | 100,0 |
| 12062445000 | Schlieben | 2 | 5 | 83 | 206 | 100,0 | 100,0 | 7 | 15 | 290 | 619 | 71,4 | 93,3 |

Auszug aus PKS des Landes Brandenburg
Kennzahlen für ausgewählte Deliktsbereiche

| Schlüssel | Bezeichnung | ST gg. die sex. Selbstbestimmung | | | | | | Körperverletzung gesamt | | | | | |
|--------------------|----------------------------|----------------------------------|-----------|-----------|-----------|-------------|-------------|-------------------------|------------|------------|------------|-------------|-------------|
| | | 2018 | 2017 | 2018 | 2017 | 2018 | 2017 | 2018 | 2017 | 2018 | 2017 | 2018 | 2017 |
| | | erf. Fälle | | HZ | | AQ in % | | erf. Fälle | | HZ | | AQ in % | |
| 12062453000 | Schönborn | 3 | | 193 | 0 | 100,0 | | 5 | | 322 | 0 | 100,0 | |
| 12062461000 | Schönwalde | 1 | | 33 | 0 | 100,0 | | 5 | 12 | 164 | 389 | 100,0 | 91,7 |
| 12062464000 | Schraden | 1 | | 199 | 0 | 0,0 | | 1 | | 199 | 0 | 100,0 | |
| 12062469000 | Sonnenwalde | 1 | | 31 | 0 | 100,0 | | 15 | 10 | 461 | 307 | 86,7 | 100,0 |
| 12062492000 | Tröbitz | | | 0 | 0 | | | 1 | 2 | 143 | 280 | 100,0 | 100,0 |
| 12062500000 | Uebigau-Wahrenbrück | 2 | 1 | 38 | 19 | 100,0 | 100,0 | 16 | 11 | 301 | 207 | 100,0 | 90,9 |
| 12063000000 | Landkreis Havelland | 112 | 77 | 70 | 48 | 83,9 | 89,6 | 989 | 964 | 615 | 604 | 92,7 | 92,0 |
| 12063036000 | Brieselang | 11 | 3 | 94 | 26 | 100,0 | 66,7 | 35 | 33 | 299 | 286 | 94,3 | 93,9 |
| 12063056000 | Dallgow-Döberitz | 4 | 3 | 40 | 30 | 75,0 | 66,7 | 43 | 56 | 432 | 563 | 97,7 | 94,6 |
| 12063080000 | Falkensee | 25 | 24 | 57 | 56 | 64,0 | 91,7 | 250 | 234 | 574 | 543 | 89,6 | 91,0 |
| 12063088000 | Friesack | 7 | 2 | 275 | 78 | 100,0 | 100,0 | 30 | 39 | 1.176 | 1.523 | 93,3 | 87,2 |
| 12063094000 | Gollenberg | 1 | | 246 | 0 | 100,0 | | 3 | | 737 | 0 | 100,0 | |
| 12063112000 | Großderschau | | | 0 | 0 | | | 2 | | 447 | 0 | 100,0 | |
| 12063134000 | Havelaue | | | 0 | 0 | | | | 1 | 0 | 115 | | 100,0 |
| 12063142000 | Wiesenaue | | | 0 | 0 | | | 4 | 4 | 514 | 519 | 75,0 | 100,0 |
| 12063148000 | Ketzin | 6 | 7 | 92 | 108 | 100,0 | 100,0 | 39 | 18 | 600 | 278 | 94,9 | 94,4 |
| 12063161000 | Kleßen-Görne | | | 0 | 0 | | | 2 | | 552 | 0 | 100,0 | |
| 12063165000 | Kotzen | | 1 | 0 | 167 | | 100,0 | 7 | | 1.167 | 0 | 85,7 | |
| 12063186000 | Märkisch Luch | 1 | | 80 | 0 | 100,0 | | 1 | 3 | 80 | 237 | 100,0 | 100,0 |
| 12063189000 | Milower Land | 1 | | 23 | 0 | 100,0 | | 13 | 8 | 303 | 184 | 100,0 | 87,5 |
| 12063202000 | Mühlenberge | 1 | | 141 | 0 | 100,0 | | 1 | | 141 | 0 | 100,0 | |
| 12063208000 | Nauen | 17 | 12 | 96 | 69 | 82,4 | 91,7 | 193 | 187 | 1.091 | 1.072 | 92,2 | 94,1 |
| 12063212000 | Nennhausen | 3 | 1 | 163 | 53 | 66,7 | 100,0 | 7 | 9 | 380 | 477 | 71,4 | 100,0 |
| 12063228000 | Paulinenaue | 1 | | 77 | 0 | 100,0 | | 12 | 12 | 924 | 956 | 100,0 | 100,0 |
| 12063240000 | Pessin | | | 0 | 0 | | | 3 | 2 | 456 | 302 | 66,7 | 100,0 |
| 12063244000 | Premnitz | 2 | 1 | 24 | 12 | 100,0 | 100,0 | 44 | 34 | 525 | 404 | 90,9 | 85,3 |
| 12063252000 | Rathenow | 23 | 12 | 95 | 49 | 87,0 | 83,3 | 181 | 195 | 745 | 804 | 92,8 | 91,8 |
| 12063256000 | Retzow | | | 0 | 0 | | | 1 | 6 | 196 | 1.174 | 100,0 | 100,0 |
| 12063260000 | Rhinow | | | 0 | 0 | | | 6 | | 374 | 0 | 100,0 | |
| 12063273000 | Schönwalde-Glien | 3 | 3 | 32 | 32 | 100,0 | 66,7 | 45 | 67 | 474 | 704 | 97,8 | 94,0 |
| 12063274000 | Seeblick | 1 | | 112 | 0 | 100,0 | | 1 | | 112 | 0 | 100,0 | |
| 12063293000 | Stechow-Ferchesar | | | 0 | 0 | | | 2 | | 221 | 0 | 100,0 | |
| 12063357000 | Wustermark | 5 | 8 | 55 | 90 | 80,0 | 100,0 | 64 | 56 | 700 | 627 | 98,4 | 85,7 |

Auszug aus PKS des Landes Brandenburg
Kennzahlen für ausgewählte Deliktsbereiche

| Schlüssel | Bezeichnung | ST gg. die sex. Selbstbestimmung | | | | | | Körperverletzung gesamt | | | | | |
|-------------|-----------------------------|----------------------------------|------|------|------|---------|-------|-------------------------|-------|-------|-------|---------|-------|
| | | 2018 | 2017 | 2018 | 2017 | 2018 | 2017 | 2018 | 2017 | 2018 | 2017 | 2018 | 2017 |
| | | erf. Fälle | | HZ | | AQ in % | | erf. Fälle | | HZ | | AQ in % | |
| 12064000000 | Landkreis Märkisch-Oderland | 194 | 100 | 101 | 52 | 90,2 | 87,0 | 983 | 1.036 | 510 | 540 | 91,4 | 90,0 |
| 12064009000 | Alt Tucheband | | | 0 | 0 | | | 1 | 2 | 129 | 252 | 100,0 | 100,0 |
| 12064029000 | Altlandsberg | 3 | 5 | 32 | 54 | 100,0 | 100,0 | 59 | 45 | 630 | 484 | 94,9 | 97,8 |
| 12064044000 | Bad Freienwalde (Oder) | 27 | 9 | 219 | 73 | 92,6 | 100,0 | 104 | 126 | 844 | 1.023 | 92,3 | 84,1 |
| 12064053000 | Beiersdorf-Freudenberg | | 1 | 0 | 166 | | 100,0 | 2 | 3 | 330 | 497 | 100,0 | 66,7 |
| 12064057000 | Bleyen-Genschmar | | | 0 | 0 | | | 1 | | 220 | 0 | 100,0 | |
| 12064061000 | Bliesdorf | | 3 | 0 | 262 | | 100,0 | 18 | 21 | 1.603 | 1.832 | 100,0 | 95,2 |
| 12064084000 | Buckow (Märkische Schweiz) | 3 | 1 | 203 | 67 | 33,3 | 100,0 | 3 | 8 | 203 | 537 | 66,7 | 87,5 |
| 12064125000 | Falkenberg | 1 | | 45 | 0 | 100,0 | | 8 | 12 | 363 | 540 | 100,0 | 100,0 |
| 12064128000 | Falkenhagen (Mark) | | | 0 | 0 | | | | 1 | 0 | 143 | | 100,0 |
| 12064130000 | Fichtenhöhe | | | 0 | 0 | | | | 2 | 0 | 398 | | 100,0 |
| 12064136000 | Fredersdorf-Vogelsdorf | 20 | 6 | 145 | 44 | 100,0 | 66,7 | 39 | 33 | 283 | 243 | 89,7 | 81,8 |
| 12064153000 | Garzau-Garzin | | | 0 | 0 | | | 6 | 1 | 1.277 | 218 | 100,0 | 0,0 |
| 12064172000 | Golzew | | | 0 | 0 | | | 9 | 1 | 1.104 | 120 | 100,0 | 100,0 |
| 12064190000 | Gusow-Platow | 1 | | 77 | 0 | 100,0 | | 13 | 9 | 1.005 | 724 | 92,3 | 88,9 |
| 12064205000 | Heckelberg-Brunow | | | 0 | 0 | | | 1 | 4 | 152 | 602 | 100,0 | 75,0 |
| 12064222000 | Höhenland | 1 | | 99 | 0 | 100,0 | | 2 | 5 | 197 | 492 | 100,0 | 100,0 |
| 12064227000 | Hoppegarten | 24 | 5 | 134 | 28 | 100,0 | 80,0 | 70 | 62 | 390 | 348 | 94,3 | 88,7 |
| 12064266000 | Küstriner Vorland | 1 | 2 | 39 | 79 | 100,0 | 50,0 | 7 | 15 | 272 | 589 | 100,0 | 93,3 |
| 12064268000 | Lebus | 1 | | 32 | 0 | 100,0 | | 11 | 5 | 349 | 159 | 90,9 | 100,0 |
| 12064274000 | Letschin | 3 | 3 | 76 | 75 | 66,7 | 66,7 | 12 | 8 | 302 | 200 | 91,7 | 100,0 |
| 12064288000 | Lietzen | | | 0 | 0 | | | 4 | 4 | 546 | 519 | 100,0 | 75,0 |
| 12064290000 | Lindendorf | | 2 | 0 | 148 | | 50,0 | 7 | 7 | 519 | 520 | 85,7 | 100,0 |
| 12064303000 | Märkische Höhe | 1 | 1 | 177 | 175 | 100,0 | 100,0 | 1 | 4 | 177 | 701 | 100,0 | 100,0 |
| 12064317000 | Müncheberg | 4 | 3 | 59 | 44 | 100,0 | 100,0 | 29 | 31 | 425 | 455 | 89,7 | 96,8 |
| 12064336000 | Neuenhagen bei Berlin | 5 | 5 | 28 | 28 | 80,0 | 80,0 | 58 | 54 | 322 | 302 | 87,9 | 83,3 |
| 12064340000 | Neuhardenberg | | 1 | 0 | 38 | | 100,0 | 14 | 31 | 528 | 1.185 | 92,9 | 100,0 |
| 12064349000 | Neulewin | | | 0 | 0 | | | 2 | 1 | 221 | 110 | 100,0 | 100,0 |
| 12064365000 | Neutrebbin | | 1 | 0 | 72 | | 100,0 | 4 | 13 | 288 | 936 | 100,0 | 100,0 |
| 12064370000 | Oberbarnim | 1 | | 66 | 0 | 100,0 | | 8 | 6 | 524 | 416 | 100,0 | 83,3 |
| 12064371000 | Oderau | 2 | 1 | 126 | 63 | 50,0 | 100,0 | 1 | 5 | 63 | 316 | 100,0 | 100,0 |
| 12064380000 | Petershagen/Eggersdorf | 3 | 3 | 20 | 20 | 100,0 | 100,0 | 30 | 30 | 199 | 204 | 96,7 | 90,0 |
| 12064388000 | Podelzig | | | 0 | 0 | | | 3 | 5 | 357 | 587 | 100,0 | 100,0 |

Auszug aus PKS des Landes Brandenburg
Kennzahlen für ausgewählte Deliktbereiche

| Schlüssel | Bezeichnung | ST gg. die sex. Selbstbestimmung | | | | | | Körperverletzung gesamt | | | | | |
|--------------------|----------------------------|----------------------------------|------------|-----------|-----------|-------------|-------------|-------------------------|--------------|------------|------------|-------------|-------------|
| | | 2018 | 2017 | 2018 | 2017 | 2018 | 2017 | 2018 | 2017 | 2018 | 2017 | 2018 | 2017 |
| | | erf. Fälle | | HZ | | AQ in % | | erf. Fälle | | HZ | | AQ in % | |
| 12064393000 | Prötzel | | | 0 | 0 | | | 3 | 4 | 299 | 395 | 100,0 | 100,0 |
| 12064408000 | Rehfelde | 2 | | 40 | 0 | 50,0 | | 28 | 13 | 563 | 268 | 85,7 | 100,0 |
| 12064417000 | Reichenow-Möglin | | | 0 | 0 | | | 3 | | 560 | 0 | 100,0 | |
| 12064420000 | Reitwein | | | 0 | 0 | | | 1 | 1 | 210 | 218 | 100,0 | 100,0 |
| 12064428000 | Rüdersdorf bei Berlin | 16 | 18 | 103 | 117 | 87,5 | 88,9 | 87 | 108 | 559 | 702 | 92,0 | 90,7 |
| 12064448000 | Seelow | 9 | 4 | 166 | 73 | 88,9 | 100,0 | 60 | 54 | 1.108 | 991 | 93,3 | 96,3 |
| 12064472000 | Strausberg | 50 | 20 | 189 | 76 | 88,0 | 90,0 | 178 | 202 | 671 | 766 | 86,0 | 88,6 |
| 12064480000 | Treplin | | | 0 | 0 | | | | | 0 | 0 | | |
| 12064482000 | Vierlinden | 1 | | 69 | 0 | 100,0 | | 7 | 6 | 485 | 407 | 85,7 | 100,0 |
| 12064484000 | Waldsiedersdorf | 3 | | 371 | 0 | 66,7 | | 4 | 3 | 494 | 371 | 75,0 | 66,7 |
| 12064512000 | Wriezen | 11 | 6 | 152 | 82 | 100,0 | 66,7 | 78 | 85 | 1.075 | 1.159 | 92,3 | 85,9 |
| 12064538000 | Zechin | 1 | | 150 | 0 | 0,0 | | 5 | 4 | 750 | 618 | 80,0 | 100,0 |
| 12064539000 | Zeschdorf | | | 0 | 0 | | | 2 | 2 | 160 | 160 | 100,0 | 100,0 |
| 12065000000 | Landkreis Oberhavel | 156 | 119 | 74 | 57 | 86,5 | 79,0 | 1.297 | 1.278 | 618 | 613 | 90,1 | 92,1 |
| 12065036000 | Birkenwerder | 3 | 3 | 37 | 37 | 100,0 | 33,3 | 58 | 26 | 716 | 324 | 82,8 | 92,3 |
| 12065084000 | Fürstenberg/Havel | 2 | 4 | 34 | 68 | 150,0 | 75,0 | 28 | 31 | 479 | 528 | 96,4 | 93,5 |
| 12065096000 | Glienicke/Nordbahn | 9 | 4 | 74 | 33 | 88,9 | 50,0 | 41 | 33 | 335 | 271 | 90,2 | 84,8 |
| 12065100000 | Gransee | 8 | 8 | 136 | 136 | 75,0 | 87,5 | 78 | 56 | 1.323 | 950 | 98,7 | 100,0 |
| 12065117000 | Großwoltersdorf | | | 0 | 0 | | | 1 | | 131 | 0 | 100,0 | |
| 12065136000 | Hennigsdorf | 24 | 27 | 91 | 103 | 70,8 | 92,6 | 250 | 243 | 948 | 930 | 87,2 | 93,4 |
| 12065144000 | Hohen Neuendorf | 17 | 6 | 65 | 23 | 82,4 | 66,7 | 108 | 97 | 415 | 377 | 88,9 | 90,7 |
| 12065165000 | Kremmen | 2 | 3 | 27 | 41 | 100,0 | 100,0 | 30 | 38 | 400 | 520 | 90,0 | 92,1 |
| 12065180000 | Leegebruch | 2 | 3 | 29 | 44 | 100,0 | 100,0 | 21 | 19 | 310 | 281 | 76,2 | 100,0 |
| 12065193000 | Liebenwalde | 3 | 2 | 70 | 47 | 100,0 | 100,0 | 14 | 30 | 327 | 701 | 107,1 | 93,3 |
| 12065198000 | Löwenberger Land | 6 | 8 | 74 | 99 | 100,0 | 75,0 | 27 | 30 | 331 | 371 | 92,6 | 96,7 |
| 12065225000 | Mühlenbecker Land | 6 | 10 | 40 | 67 | 100,0 | 20,0 | 44 | 41 | 293 | 277 | 95,5 | 90,2 |
| 12065251000 | Oberkrämer | 8 | 3 | 71 | 27 | 87,5 | 100,0 | 63 | 38 | 562 | 345 | 90,5 | 89,5 |
| 12065256000 | Oranienburg | 36 | 22 | 82 | 50 | 80,6 | 86,4 | 334 | 395 | 759 | 896 | 88,9 | 89,4 |
| 12065276000 | Schönermark | 1 | | 222 | 0 | 100,0 | | 2 | 6 | 443 | 1.336 | 100,0 | 100,0 |
| 12065301000 | Sonnenberg | | | 0 | 0 | | | 4 | 1 | 485 | 123 | 100,0 | 100,0 |
| 12065310000 | Stechlin | | 1 | 0 | 82 | | 100,0 | 12 | 4 | 988 | 330 | 91,7 | 100,0 |
| 12065332000 | Velten | 13 | 11 | 110 | 93 | 100,0 | 90,9 | 76 | 93 | 642 | 787 | 90,8 | 94,6 |
| 12065356000 | Zehdenick | 16 | 4 | 119 | 30 | 93,8 | 75,0 | 106 | 97 | 788 | 720 | 93,4 | 93,8 |

Auszug aus PKS des Landes Brandenburg
Kennzahlen für ausgewählte Deliktsbereiche

| Schlüssel | Bezeichnung | ST gg. die sex. Selbstbestimmung | | | | | | Körperverletzung gesamt | | | | | |
|--------------------|--|----------------------------------|------------|-----------|-----------|-------------|-------------|-------------------------|------------|------------|------------|-------------|-------------|
| | | 2018 | 2017 | 2018 | 2017 | 2018 | 2017 | 2018 | 2017 | 2018 | 2017 | 2018 | 2017 |
| | | erf. Fälle | | HZ | | AQ in % | | erf. Fälle | | HZ | | AQ in % | |
| 12066000000 | Landkreis Oberspreewald-Lausitz | 69 | 59 | 62 | 53 | 91,3 | 88,1 | 587 | 545 | 528 | 487 | 93,4 | 93,2 |
| 12066008000 | Altdöbern | | 4 | 0 | 159 | | 100,0 | 15 | 13 | 614 | 516 | 100,0 | 84,6 |
| 12066041000 | Bronkow | | | 0 | 0 | | | | 2 | 0 | 341 | | 100,0 |
| 12066052000 | Calau | 4 | 2 | 51 | 26 | 75,0 | 100,0 | 35 | 29 | 449 | 370 | 100,0 | 100,0 |
| 12066064000 | Frauendorf | | | 0 | 0 | | | | | 0 | 0 | | |
| 12066104000 | Großmehlen | | | 0 | 0 | | | 1 | | 92 | 0 | 100,0 | |
| 12066112000 | Großräschen | 4 | 9 | 47 | 104 | 75,0 | 100,0 | 36 | 44 | 419 | 510 | 94,4 | 95,5 |
| 12066116000 | Grünewald | | | 0 | 0 | | | | | 0 | 0 | | |
| 12066120000 | Guteborn | | | 0 | 0 | | | | 2 | 0 | 375 | | 100,0 |
| 12066124000 | Hermisdorf | | 1 | 0 | 126 | | 100,0 | 2 | 3 | 251 | 377 | 100,0 | 100,0 |
| 12066132000 | Hohenbocka | | 1 | 0 | 102 | | 100,0 | 2 | 2 | 206 | 204 | 100,0 | 100,0 |
| 12066168000 | Kroppen | | | 0 | 0 | | | | | 0 | 0 | | |
| 12066176000 | Lauchhammer | 11 | 5 | 76 | 34 | 90,9 | 80,0 | 81 | 66 | 556 | 446 | 93,8 | 93,9 |
| 12066188000 | Lindenau | | | 0 | 0 | | | 3 | 2 | 406 | 270 | 100,0 | 100,0 |
| 12066196000 | Lübbenau/Spreewald | 9 | 9 | 56 | 56 | 100,0 | 88,9 | 82 | 70 | 510 | 435 | 93,9 | 92,9 |
| 12066202000 | Luckaitztal | 1 | | 124 | 0 | 100,0 | | | | 0 | 0 | | |
| 12066226000 | Neu-Seeland | | 1 | 0 | 169 | | 100,0 | 2 | 2 | 338 | 338 | 100,0 | 100,0 |
| 12066228000 | Neupetershain | 1 | | 84 | 0 | 100,0 | | 5 | 2 | 418 | 163 | 100,0 | 100,0 |
| 12066240000 | Ortrand | 1 | 1 | 47 | 47 | 100,0 | 100,0 | 4 | 3 | 187 | 140 | 100,0 | 100,0 |
| 12066272000 | Ruhland | 1 | 1 | 27 | 27 | 100,0 | 0,0 | 8 | 7 | 219 | 190 | 75,0 | 85,7 |
| 12066285000 | Schipkau | 4 | 3 | 59 | 44 | 100,0 | 100,0 | 32 | 24 | 471 | 355 | 90,6 | 104,2 |
| 12066292000 | Schwarzbach | | | 0 | 0 | | | 2 | | 306 | 0 | 50,0 | |
| 12066296000 | Schwarzheide | 2 | 1 | 35 | 18 | 100,0 | 100,0 | 17 | 22 | 299 | 385 | 94,1 | 100,0 |
| 12066304000 | Senftenberg | 21 | 20 | 86 | 81 | 90,5 | 80,0 | 218 | 198 | 888 | 799 | 92,7 | 90,4 |
| 12066316000 | Tettau | | | 0 | 0 | | | | 1 | 0 | 128 | | 100,0 |
| 12066320000 | Vetschau/Spreewald | 10 | 1 | 122 | 12 | 90,0 | 100,0 | 42 | 53 | 513 | 639 | 90,5 | 90,6 |
| 12067000000 | Landkreis Oder-Spree | 123 | 112 | 69 | 63 | 92,7 | 88,4 | 909 | 805 | 510 | 450 | 89,9 | 91,1 |
| 12067024000 | Bad Saarow | 1 | | 18 | 0 | 100,0 | | 16 | 18 | 285 | 329 | 93,8 | 83,3 |
| 12067036000 | Beeskow | 1 | 5 | 12 | 62 | 100,0 | 100,0 | 46 | 29 | 569 | 358 | 91,3 | 89,7 |
| 12067040000 | Berkenbrück | 2 | 2 | 199 | 199 | 100,0 | 100,0 | 5 | 4 | 498 | 398 | 100,0 | 100,0 |
| 12067072000 | Briesen (Mark) | 2 | | 72 | 0 | 100,0 | | 9 | 7 | 322 | 252 | 88,9 | 100,0 |
| 12067076000 | Brieskow-Finkenheerd | 1 | | 44 | 0 | 100,0 | | 3 | 7 | 132 | 304 | 66,7 | 100,0 |
| 12067112000 | Diensdorf-Radlow | 1 | | 169 | 0 | 100,0 | | | | 0 | 0 | | |

Auszug aus PKS des Landes Brandenburg
Kennzahlen für ausgewählte Deliktsbereiche

| Schlüssel | Bezeichnung | ST gg. die sex. Selbstbestimmung | | | | | | Körperverletzung gesamt | | | | | |
|-------------|-----------------------|----------------------------------|------|------|------|---------|-------|-------------------------|------|------|------|---------|-------|
| | | 2018 | 2017 | 2018 | 2017 | 2018 | 2017 | 2018 | 2017 | 2018 | 2017 | 2018 | 2017 |
| | | erf. Fälle | | HZ | | AQ in % | | erf. Fälle | | HZ | | AQ in % | |
| 12067120000 | Eisenhüttenstadt | 26 | 28 | 104 | 106 | 96,2 | 89,3 | 205 | 165 | 818 | 627 | 91,2 | 89,7 |
| 12067124000 | Erkner | 8 | 14 | 68 | 120 | 87,5 | 85,7 | 72 | 77 | 609 | 658 | 80,6 | 88,3 |
| 12067137000 | Friedland | | | 0 | 0 | | | 9 | 4 | 304 | 134 | 100,0 | 100,0 |
| 12067144000 | Fürstenwalde/Spree | 34 | 23 | 106 | 72 | 94,1 | 91,3 | 302 | 267 | 941 | 834 | 88,7 | 92,9 |
| 12067173000 | Gosen-Neu Zittau | | 3 | 0 | 98 | | 100,0 | 14 | 13 | 442 | 423 | 92,9 | 92,3 |
| 12067180000 | Groß Lindow | | | 0 | 0 | | | 5 | | 292 | 0 | 100,0 | |
| 12067201000 | Grünheide (Mark) | 8 | 13 | 94 | 154 | 75,0 | 69,2 | 26 | 30 | 304 | 355 | 92,3 | 86,7 |
| 12067205000 | Grunow-Dammendorf | | | 0 | 0 | | | 2 | 1 | 401 | 199 | 100,0 | 100,0 |
| 12067237000 | Jacobsdorf | | | 0 | 0 | | | 4 | 3 | 211 | 159 | 100,0 | 100,0 |
| 12067288000 | Langewahl | | 1 | 0 | 119 | | 100,0 | 1 | | 120 | 0 | 100,0 | |
| 12067292000 | Lawitz | | | 0 | 0 | | | 2 | | 341 | 0 | 100,0 | |
| 12067324000 | Mixdorf | | | 0 | 0 | | | | | 0 | 0 | | |
| 12067336000 | Müllrose | 1 | 3 | 22 | 66 | 100,0 | 66,7 | 17 | 18 | 371 | 394 | 88,2 | 83,3 |
| 12067338000 | Neißemünde | | | 0 | 0 | | | 1 | 3 | 61 | 189 | 100,0 | 66,7 |
| 12067357000 | Neuzelle | 2 | 1 | 47 | 23 | 100,0 | 100,0 | 8 | 5 | 187 | 117 | 100,0 | 100,0 |
| 12067397000 | Ragow-Merz | | | 0 | 0 | | | 4 | | 778 | 0 | 100,0 | |
| 12067408000 | Rauen | 1 | | 51 | 0 | 100,0 | | 3 | 6 | 152 | 302 | 100,0 | 83,3 |
| 12067413000 | Reichenwalde | 3 | 1 | 268 | 88 | 100,0 | 100,0 | 3 | 4 | 268 | 351 | 100,0 | 100,0 |
| 12067426000 | Rietz-Neuendorf | 2 | | 49 | 0 | 100,0 | | 9 | 4 | 221 | 97 | 100,0 | 75,0 |
| 12067438000 | Schlaubetal | | | 0 | 0 | | | 2 | 4 | 108 | 217 | 100,0 | 75,0 |
| 12067440000 | Schöneiche bei Berlin | 4 | 1 | 32 | 8 | 75,0 | 100,0 | 19 | 34 | 152 | 276 | 89,5 | 91,2 |
| 12067458000 | Siehdichum | 1 | | 64 | 0 | 100,0 | | 7 | 2 | 451 | 131 | 100,0 | 100,0 |
| 12067469000 | Spreehagen | 3 | | 92 | 0 | 66,7 | | 8 | 15 | 245 | 464 | 87,5 | 93,3 |
| 12067473000 | Steinhöfel | 3 | 5 | 68 | 114 | 100,0 | 100,0 | 15 | 15 | 340 | 343 | 93,3 | 100,0 |
| 12067481000 | Storkow (Mark) | 6 | 6 | 66 | 66 | 100,0 | 83,3 | 42 | 28 | 462 | 309 | 85,7 | 96,4 |
| 12067493000 | Tauche | 2 | | 52 | 0 | 100,0 | | 16 | 16 | 419 | 413 | 87,5 | 93,8 |
| 12067508000 | Vogelsang | 1 | | 139 | 0 | 100,0 | | 1 | | 139 | 0 | 100,0 | |
| 12067520000 | Wendisch Rietz | | 1 | 0 | 65 | | 100,0 | 2 | 11 | 127 | 718 | 100,0 | 90,9 |
| 12067528000 | Wiesenu | | 2 | 0 | 159 | | 100,0 | 4 | 1 | 325 | 79 | 100,0 | 100,0 |
| 12067544000 | Woltersdorf | 9 | 3 | 110 | 37 | 88,9 | 100,0 | 23 | 13 | 281 | 159 | 91,3 | 84,6 |
| 12067552000 | Ziltendorf | 1 | | 66 | 0 | 100,0 | | 4 | 1 | 265 | 65 | 100,0 | 100,0 |

Auszug aus PKS des Landes Brandenburg
Kennzahlen für ausgewählte Deliktsbereiche

| Schlüssel | Bezeichnung | ST gg. die sex. Selbstbestimmung | | | | | | Körperverletzung gesamt | | | | | |
|--------------------|-------------------------------------|----------------------------------|-----------|-----------|-----------|-------------|-------------|-------------------------|------------|------------|------------|-------------|-------------|
| | | 2018 | 2017 | 2018 | 2017 | 2018 | 2017 | 2018 | 2017 | 2018 | 2017 | 2018 | 2017 |
| | | erf. Fälle | | HZ | | AQ in % | | erf. Fälle | | HZ | | AQ in % | |
| 12068000000 | Landkreis Ostprignitz-Ruppin | 77 | 83 | 77 | 83 | 94,8 | 92,8 | 894 | 951 | 900 | 957 | 93,4 | 95,3 |
| 12068052000 | Breddin | 2 | 1 | 225 | 113 | 100,0 | 100,0 | 7 | 4 | 788 | 451 | 100,0 | 100,0 |
| 12068072000 | Dabergotz | | | 0 | 0 | | | 3 | 4 | 482 | 655 | 100,0 | 100,0 |
| 12068109000 | Dreetz | 1 | 2 | 88 | 174 | 100,0 | 100,0 | 5 | 13 | 439 | 1.133 | 80,0 | 84,6 |
| 12068117000 | Fehrbellin | 3 | 2 | 34 | 23 | 100,0 | 100,0 | 46 | 70 | 518 | 791 | 93,5 | 98,6 |
| 12068181000 | Heiligengrabe | 1 | 5 | 23 | 113 | 100,0 | 100,0 | 28 | 12 | 639 | 271 | 96,4 | 91,7 |
| 12068188000 | Herzberg (Mark) | | | 0 | 0 | | | 5 | 5 | 766 | 759 | 100,0 | 100,0 |
| 12068264000 | Kyritz | 10 | 17 | 107 | 185 | 100,0 | 100,0 | 103 | 116 | 1.099 | 1.262 | 95,1 | 99,1 |
| 12068280000 | Lindow (Mark) | 1 | 2 | 33 | 66 | 100,0 | 100,0 | 22 | 30 | 720 | 991 | 100,0 | 100,0 |
| 12068306000 | Märkisch Linden | | | 0 | 0 | | | 3 | 3 | 254 | 256 | 100,0 | 100,0 |
| 12068320000 | Neuruppin | 34 | 31 | 110 | 100 | 91,2 | 87,1 | 343 | 397 | 1.110 | 1.279 | 91,8 | 92,2 |
| 12068324000 | Neustadt (Dosse) | 5 | 3 | 145 | 88 | 100,0 | 66,7 | 15 | 38 | 434 | 1.116 | 93,3 | 100,0 |
| 12068353000 | Rheinsberg | 4 | 6 | 49 | 74 | 75,0 | 100,0 | 80 | 61 | 986 | 747 | 93,8 | 98,4 |
| 12068372000 | Rüthnick | | | 0 | 0 | | | | | 0 | 0 | | |
| 12068409000 | Sieversdorf-Hohenofen | | | 0 | 0 | | | 5 | | 717 | 0 | 80,0 | |
| 12068413000 | Storbeck-Frankendorf | | | 0 | 0 | | | 1 | | 208 | 0 | 100,0 | |
| 12068417000 | Stüdenitz-Schönermark | | | 0 | 0 | | | 1 | 1 | 167 | 173 | 100,0 | 100,0 |
| 12068425000 | Temnitzquell | | | 0 | 0 | | | 7 | 3 | 923 | 397 | 100,0 | 100,0 |
| 12068426000 | Temnitztal | | | 0 | 0 | | | 6 | 6 | 416 | 411 | 100,0 | 100,0 |
| 12068437000 | Vielitzsee | | | 0 | 0 | | | 2 | | 432 | 0 | 100,0 | |
| 12068452000 | Walsleben | | 1 | 0 | 126 | | 0,0 | 5 | 8 | 636 | 1.009 | 80,0 | 75,0 |
| 12068468000 | Wittstock/Dosse | 8 | 8 | 56 | 56 | 100,0 | 100,0 | 160 | 133 | 1.120 | 931 | 94,4 | 96,2 |
| 12068477000 | Wusterhausen/Dosse | 8 | 4 | 136 | 67 | 100,0 | 100,0 | 43 | 44 | 731 | 739 | 90,7 | 97,7 |
| 12068501000 | Zernitz-Lohm | | 1 | 0 | 115 | | 100,0 | 4 | 3 | 463 | 345 | 100,0 | 100,0 |
| 12069000000 | Landkreis Potsdam-Mittelmark | 132 | 60 | 62 | 28 | 75,0 | 86,7 | 945 | 934 | 443 | 440 | 89,8 | 93,0 |
| 12069017000 | Beelitz | 2 | 3 | 16 | 25 | 50,0 | 66,7 | 54 | 59 | 444 | 485 | 92,6 | 96,6 |
| 12069018000 | Beetzsee | 2 | | 77 | 0 | 100,0 | | 7 | 4 | 270 | 157 | 100,0 | 100,0 |
| 12069019000 | Beetzseeheide | | | 0 | 0 | | | 4 | 1 | 579 | 143 | 100,0 | 100,0 |
| 12069020000 | Bad Belzig | 14 | 7 | 126 | 63 | 64,3 | 114,3 | 72 | 66 | 647 | 594 | 88,9 | 87,9 |
| 12069028000 | Bensdorf | | | 0 | 0 | | | 9 | 5 | 741 | 405 | 100,0 | 100,0 |
| 12069052000 | Borkheide | 2 | 1 | 100 | 51 | 100,0 | 100,0 | 10 | 6 | 499 | 307 | 100,0 | 83,3 |
| 12069056000 | Borkwalde | 2 | | 134 | 0 | 50,0 | | 3 | 10 | 201 | 672 | 100,0 | 100,0 |
| 12069076000 | Brück | 6 | 1 | 150 | 25 | 83,3 | 100,0 | 31 | 30 | 774 | 750 | 93,5 | 96,7 |

Auszug aus PKS des Landes Brandenburg
Kennzahlen für ausgewählte Deliktsbereiche

| Schlüssel | Bezeichnung | ST gg. die sex. Selbstbestimmung | | | | | | Körperverletzung gesamt | | | | | |
|-------------|--------------------|----------------------------------|------|------|------|---------|-------|-------------------------|------|------|------|---------|-------|
| | | 2018 | 2017 | 2018 | 2017 | 2018 | 2017 | 2018 | 2017 | 2018 | 2017 | 2018 | 2017 |
| | | erf. Fälle | | HZ | | AQ in % | | erf. Fälle | | HZ | | AQ in % | |
| 12069089000 | Buckautal | | | 0 | 0 | | | | 1 | 0 | 202 | | 100,0 |
| 12069216000 | Golzow | 1 | | 75 | 0 | 100,0 | | 8 | 6 | 603 | 457 | 100,0 | 83,3 |
| 12069224000 | Görzke | 1 | | 81 | 0 | 100,0 | | 2 | 4 | 163 | 324 | 100,0 | 75,0 |
| 12069232000 | Gräben | | | 0 | 0 | | | 1 | 1 | 192 | 196 | 100,0 | 100,0 |
| 12069249000 | Groß Kreuz/Emster | 4 | 2 | 48 | 24 | 100,0 | 50,0 | 17 | 25 | 203 | 302 | 94,1 | 100,0 |
| 12069270000 | Havelsee | 3 | 1 | 93 | 31 | 100,0 | 100,0 | 8 | 9 | 248 | 277 | 100,0 | 100,0 |
| 12069304000 | Kleinmachnow | 9 | 4 | 44 | 19 | 100,0 | 75,0 | 65 | 54 | 315 | 262 | 81,5 | 88,9 |
| 12069306000 | Kloster Lehnin | 6 | 4 | 55 | 37 | 66,7 | 100,0 | 52 | 40 | 479 | 367 | 88,5 | 100,0 |
| 12069345000 | Linthe | | | 0 | 0 | | | 2 | 2 | 219 | 223 | 100,0 | 50,0 |
| 12069397000 | Michendorf | 6 | 1 | 48 | 8 | 83,3 | 100,0 | 41 | 21 | 330 | 171 | 87,8 | 95,2 |
| 12069402000 | Mühlenfließ | 2 | | 227 | 0 | 0,0 | | 7 | 2 | 794 | 221 | 100,0 | 100,0 |
| 12069448000 | Niemegk | 1 | 1 | 49 | 49 | 100,0 | 100,0 | 8 | 10 | 392 | 492 | 100,0 | 100,0 |
| 12069454000 | Nuthetal | 3 | | 33 | 0 | 33,3 | | 14 | 19 | 154 | 212 | 78,6 | 84,2 |
| 12069460000 | Päwesin | | 2 | 0 | 384 | | 100,0 | 4 | 2 | 800 | 384 | 100,0 | 100,0 |
| 12069470000 | Planebruch | | | 0 | 0 | | | 1 | 3 | 99 | 293 | 100,0 | 100,0 |
| 12069474000 | Planetal | | | 0 | 0 | | | | 1 | 0 | 105 | | 100,0 |
| 12069485000 | Rabenstein/Fläming | | | 0 | 0 | | | | | 0 | 0 | | |
| 12069537000 | Rosenu | 1 | | 109 | 0 | 100,0 | | 1 | | 109 | 0 | 100,0 | |
| 12069541000 | Roskow | | | 0 | 0 | | | 1 | 2 | 85 | 168 | 100,0 | 100,0 |
| 12069590000 | Schwielowsee | 7 | 8 | 66 | 76 | 85,7 | 100,0 | 30 | 47 | 282 | 445 | 96,7 | 97,9 |
| 12069596000 | Seddiner See | 5 | 3 | 109 | 68 | 100,0 | 33,3 | 23 | 35 | 499 | 788 | 91,3 | 97,1 |
| 12069604000 | Stahnsdorf | 7 | 5 | 46 | 33 | 71,4 | 100,0 | 66 | 65 | 432 | 427 | 92,4 | 93,8 |
| 12069616000 | Teltow | 7 | 6 | 27 | 23 | 85,7 | 83,3 | 143 | 150 | 555 | 584 | 92,3 | 94,0 |
| 12069632000 | Treuenbrietzen | 5 | 4 | 67 | 54 | 100,0 | 100,0 | 21 | 27 | 281 | 362 | 95,2 | 96,3 |
| 12069648000 | Wenzlow | | | 0 | 0 | | | 1 | 1 | 182 | 184 | 0,0 | 100,0 |
| 12069656000 | Werder (Havel) | 31 | 7 | 121 | 28 | 61,3 | 57,1 | 204 | 189 | 794 | 746 | 83,8 | 89,4 |
| 12069665000 | Wiesenburg/Mark | 3 | | 70 | 0 | 100,0 | | 12 | 10 | 281 | 232 | 91,7 | 90,0 |
| 12069680000 | Wollin | | | 0 | 0 | | | | 1 | 0 | 118 | | 100,0 |
| 12069688000 | Wusterwitz | 2 | | 66 | 0 | 0,0 | | 9 | 19 | 295 | 625 | 100,0 | 89,5 |
| 12069696000 | Ziesar | | | 0 | 0 | | | 14 | 7 | 573 | 286 | 100,0 | 85,7 |

Auszug aus PKS des Landes Brandenburg
Kennzahlen für ausgewählte Deliktsbereiche

| Schlüssel | Bezeichnung | ST gg. die sex. Selbstbestimmung | | | | | | Körperverletzung gesamt | | | | | |
|-------------|------------------------|----------------------------------|------|------|------|---------|-------|-------------------------|------|-------|-------|---------|-------|
| | | 2018 | 2017 | 2018 | 2017 | 2018 | 2017 | 2018 | 2017 | 2018 | 2017 | 2018 | 2017 |
| | | erf. Fälle | | HZ | | AQ in % | | erf. Fälle | | HZ | | AQ in % | |
| 12070000000 | Landkreis Prignitz | 50 | 51 | 65 | 66 | 94,0 | 90,2 | 582 | 581 | 753 | 747 | 94,5 | 92,8 |
| 12070008000 | Bad Wilsnack | 1 | 1 | 39 | 39 | 100,0 | 100,0 | 13 | 19 | 505 | 737 | 84,6 | 100,0 |
| 12070028000 | Berge | | | 0 | 0 | | | 10 | 6 | 1.333 | 778 | 90,0 | 100,0 |
| 12070052000 | Breese | 2 | 2 | 134 | 136 | 100,0 | 100,0 | 4 | 7 | 268 | 476 | 100,0 | 100,0 |
| 12070060000 | Cumlosen | | | 0 | 0 | | | 2 | 3 | 279 | 415 | 100,0 | 100,0 |
| 12070096000 | Gerdshagen | | | 0 | 0 | | | 1 | 1 | 203 | 200 | 100,0 | 100,0 |
| 12070125000 | Groß Pankow (Prignitz) | 2 | | 52 | 0 | 100,0 | | 27 | 16 | 697 | 404 | 92,6 | 100,0 |
| 12070145000 | Gülitz-Reetz | | 1 | 0 | 214 | | 100,0 | 1 | 5 | 217 | 1.068 | 100,0 | 80,0 |
| 12070149000 | Gumtow | | 2 | 0 | 59 | | 100,0 | 13 | 14 | 386 | 411 | 100,0 | 85,7 |
| 12070153000 | Halenbeck-Rohlsdorf | | 1 | 0 | 190 | | 100,0 | 1 | | 197 | 0 | 100,0 | |
| 12070173000 | Karstädt | 5 | 3 | 83 | 50 | 100,0 | 100,0 | 20 | 23 | 334 | 383 | 95,0 | 87,0 |
| 12070222000 | Kümmernitztal | | | 0 | 0 | | | 1 | 2 | 268 | 524 | 100,0 | 100,0 |
| 12070236000 | Lanz | 1 | | 135 | 0 | 0,0 | | 3 | 2 | 405 | 269 | 100,0 | 100,0 |
| 12070241000 | Legde/Quitzebel | | | 0 | 0 | | | | 1 | 0 | 168 | | 100,0 |
| 12070244000 | Lenzen (Elbe) | 1 | 1 | 47 | 46 | 100,0 | 100,0 | 10 | 6 | 468 | 278 | 100,0 | 100,0 |
| 12070246000 | Lenzerwische | | | 0 | 0 | | | 4 | 2 | 895 | 445 | 100,0 | 100,0 |
| 12070266000 | Marienfließ | | | 0 | 0 | | | 11 | 5 | 1.556 | 722 | 100,0 | 100,0 |
| 12070280000 | Meyenburg | 2 | 1 | 95 | 47 | 100,0 | 100,0 | 5 | 13 | 238 | 611 | 100,0 | 100,0 |
| 12070296000 | Perleberg | 4 | 14 | 32 | 113 | 100,0 | 85,7 | 120 | 149 | 974 | 1.205 | 93,3 | 91,9 |
| 12070300000 | Pirow | | | 0 | 0 | | | 1 | | 229 | 0 | 100,0 | |
| 12070302000 | Plattenburg | 3 | 5 | 90 | 147 | 100,0 | 80,0 | 23 | 32 | 692 | 938 | 95,7 | 100,0 |
| 12070316000 | Pritzwalk | 5 | 9 | 42 | 75 | 100,0 | 66,7 | 102 | 80 | 849 | 664 | 95,1 | 85,0 |
| 12070325000 | Putlitz | 1 | | 37 | 0 | 100,0 | | 14 | 8 | 517 | 292 | 100,0 | 100,0 |
| 12070348000 | Rühstädt | 1 | | 213 | 0 | 100,0 | | | 2 | 0 | 424 | | 100,0 |
| 12070393000 | Triglitz | | | 0 | 0 | | | 3 | | 598 | 0 | 100,0 | |
| 12070416000 | Weisen | | | 0 | 0 | | | 7 | 4 | 734 | 413 | 100,0 | 100,0 |
| 12070424000 | Wittenberge | 22 | 11 | 128 | 64 | 90,9 | 100,0 | 186 | 181 | 1.081 | 1.045 | 93,5 | 93,4 |
| 12071000000 | Landkreis Spree-Neiße | 70 | 51 | 61 | 44 | 91,4 | 78,4 | 597 | 560 | 517 | 479 | 91,1 | 89,5 |
| 12071028000 | Briesen | | 1 | 0 | 131 | | 100,0 | | 1 | 0 | 131 | | 100,0 |
| 12071032000 | Burg (Spreewald) | | 1 | 0 | 23 | | 100,0 | 10 | 16 | 234 | 371 | 100,0 | 81,3 |
| 12071041000 | Dissen-Striesow | | | 0 | 0 | | | 1 | | 102 | 0 | 100,0 | |
| 12071044000 | Döbern | 1 | 1 | 31 | 30 | 100,0 | 100,0 | 9 | 17 | 277 | 517 | 100,0 | 94,1 |
| 12071052000 | Drachhausen | | | 0 | 0 | | | | | 0 | 0 | | |

Auszug aus PKS des Landes Brandenburg
Kennzahlen für ausgewählte Deliktsbereiche

| Schlüssel | Bezeichnung | ST gg. die sex. Selbstbestimmung | | | | | | Körperverletzung gesamt | | | | | |
|--------------------|---------------------------------|----------------------------------|------------|-----------|-----------|-------------|-------------|-------------------------|--------------|------------|------------|-------------|-------------|
| | | 2018 | 2017 | 2018 | 2017 | 2018 | 2017 | 2018 | 2017 | 2018 | 2017 | 2018 | 2017 |
| | | erf. Fälle | | HZ | | AQ in % | | erf. Fälle | | HZ | | AQ in % | |
| 12071057000 | Drebkau | 2 | 3 | 36 | 53 | 100,0 | 100,0 | 28 | 17 | 502 | 303 | 92,9 | 94,1 |
| 12071060000 | Drehnow | | | 0 | 0 | | | 1 | | 192 | 0 | 100,0 | |
| 12071074000 | Felixsee | | | 0 | 0 | | | 6 | 4 | 316 | 207 | 100,0 | 75,0 |
| 12071076000 | Forst (Lausitz) | 21 | 14 | 114 | 75 | 95,2 | 85,7 | 153 | 158 | 834 | 847 | 91,5 | 88,0 |
| 12071153000 | Groß Schacksdorf-Simmersdorf | 5 | 1 | 488 | 90 | 100,0 | 100,0 | 11 | 17 | 1.073 | 1.526 | 100,0 | 94,1 |
| 12071160000 | Guben | 10 | 11 | 58 | 63 | 90,0 | 81,8 | 151 | 107 | 879 | 612 | 88,7 | 87,9 |
| 12071164000 | Guhrow | | 1 | 0 | 192 | | 100,0 | | 4 | 0 | 769 | | 100,0 |
| 12071176000 | Heinersbrück | | | 0 | 0 | | | 1 | | 175 | 0 | 100,0 | |
| 12071189000 | Jämlitz-Klein Düben | | | 0 | 0 | | | 1 | 1 | 214 | 211 | 100,0 | 100,0 |
| 12071193000 | Jänschwalde | | | 0 | 0 | | | 3 | 6 | 195 | 384 | 100,0 | 100,0 |
| 12071244000 | Kolkwitz | 3 | 1 | 33 | 11 | 66,7 | 100,0 | 14 | 32 | 152 | 348 | 85,7 | 87,5 |
| 12071294000 | Weiße-Malxetal | | | 0 | 0 | | | 5 | 1 | 308 | 62 | 100,0 | 100,0 |
| 12071301000 | Neuhausen/Spree | 1 | | 20 | 0 | 100,0 | | 10 | 22 | 203 | 444 | 100,0 | 72,7 |
| 12071304000 | Peitz | 5 | 3 | 115 | 68 | 80,0 | 0,0 | 16 | 11 | 367 | 250 | 87,5 | 90,9 |
| 12071337000 | Schenkendöbern | 2 | 3 | 55 | 83 | 100,0 | 100,0 | 13 | 4 | 360 | 111 | 84,6 | 100,0 |
| 12071341000 | Schmogrow-Fehrow | | | 0 | 0 | | | 1 | 2 | 127 | 253 | 100,0 | 100,0 |
| 12071372000 | Spremberg | 18 | 10 | 80 | 44 | 88,9 | 60,0 | 132 | 119 | 588 | 523 | 91,7 | 93,3 |
| 12071384000 | Tauer | | | 0 | 0 | | | 1 | 3 | 144 | 430 | 100,0 | 100,0 |
| 12071386000 | Teichland | 1 | 1 | 89 | 87 | 100,0 | 100,0 | 3 | 2 | 268 | 175 | 100,0 | 50,0 |
| 12071392000 | Tschernitz | | | 0 | 0 | | | 3 | | 242 | 0 | 100,0 | |
| 12071401000 | Turnow-Preilack | 1 | | 87 | 0 | 100,0 | | 3 | 1 | 262 | 87 | 33,3 | 100,0 |
| 12071408000 | Welzow | | | 0 | 0 | | | 17 | 10 | 487 | 282 | 94,1 | 100,0 |
| 12071412000 | Werben | | | 0 | 0 | | | | 2 | 0 | 116 | | 100,0 |
| 12071414000 | Wiesengrund | | | 0 | 0 | | | 4 | 3 | 289 | 218 | 75,0 | 100,0 |
| 12072000000 | Landkreis Teltow-Fläming | 103 | 120 | 62 | 73 | 95,1 | 86,7 | 1.204 | 1.040 | 721 | 631 | 91,2 | 92,3 |
| 12072002000 | Am Mellensee | 5 | 1 | 74 | 15 | 100,0 | 100,0 | 26 | 15 | 385 | 224 | 96,2 | 93,3 |
| 12072014000 | Baruth/Mark | 1 | | 24 | 0 | 100,0 | | 21 | 19 | 508 | 461 | 95,2 | 94,7 |
| 12072017000 | Blankenfelde-Mahlow | 13 | 8 | 47 | 30 | 84,6 | 87,5 | 150 | 128 | 548 | 476 | 88,7 | 93,8 |
| 12072053000 | Dahme/Mark | 5 | 1 | 101 | 20 | 100,0 | 100,0 | 23 | 20 | 467 | 400 | 95,7 | 100,0 |
| 12072055000 | Dahmetal | | | 0 | 0 | | | | | 0 | 0 | | |
| 12072120000 | Großbeeren | 2 | 10 | 24 | 122 | 100,0 | 80,0 | 117 | 67 | 1.394 | 814 | 91,5 | 88,1 |
| 12072157000 | Ihlow | | | 0 | 0 | | | | | 0 | 0 | | |
| 12072169000 | Jüterbog | 11 | 9 | 89 | 73 | 100,0 | 88,9 | 99 | 74 | 799 | 601 | 87,9 | 98,6 |

Auszug aus PKS des Landes Brandenburg
Kennzahlen für ausgewählte Deliktsbereiche

| Schlüssel | Bezeichnung | ST gg. die sex. Selbstbestimmung | | | | | | Körperverletzung gesamt | | | | | |
|--------------------|----------------------------|----------------------------------|-----------|-----------|-----------|-------------|-------------|-------------------------|------------|------------|------------|-------------|-------------|
| | | 2018 | 2017 | 2018 | 2017 | 2018 | 2017 | 2018 | 2017 | 2018 | 2017 | 2018 | 2017 |
| | | erf. Fälle | | HZ | | AQ in % | | erf. Fälle | | HZ | | AQ in % | |
| 12072232000 | Luckenwalde | 10 | 23 | 48 | 112 | 100,0 | 82,6 | 200 | 200 | 967 | 975 | 87,0 | 86,0 |
| 12072240000 | Ludwigfelde | 24 | 29 | 94 | 115 | 91,7 | 93,1 | 181 | 190 | 705 | 753 | 93,4 | 94,7 |
| 12072297000 | Niedergörsdorf | 3 | 2 | 49 | 33 | 100,0 | 100,0 | 60 | 25 | 980 | 410 | 90,0 | 96,0 |
| 12072298000 | Niederer Fläming | 1 | | 32 | 0 | 100,0 | | 2 | 1 | 65 | 32 | 100,0 | 100,0 |
| 12072312000 | Nuthe-Urstromtal | 2 | | 30 | 0 | 100,0 | | 19 | 22 | 289 | 332 | 100,0 | 95,5 |
| 12072340000 | Rangsdorf | 6 | 4 | 53 | 36 | 100,0 | 100,0 | 38 | 43 | 337 | 385 | 92,1 | 93,0 |
| 12072426000 | Trebbin | 3 | 9 | 32 | 95 | 100,0 | 88,9 | 71 | 64 | 753 | 676 | 87,3 | 85,9 |
| 12072477000 | Zossen | 17 | 24 | 90 | 132 | 94,1 | 79,2 | 197 | 172 | 1.042 | 949 | 95,9 | 94,8 |
| 12073000000 | Landkreis Uckermark | 91 | 76 | 76 | 63 | 92,3 | 90,8 | 904 | 918 | 751 | 759 | 91,5 | 92,8 |
| 12073008000 | Angermünde | 7 | 10 | 51 | 72 | 71,4 | 100,0 | 120 | 127 | 867 | 920 | 93,3 | 93,7 |
| 12073032000 | Berkholz-Meyenburg | 2 | 1 | 163 | 80 | 100,0 | 100,0 | | 3 | 0 | 239 | | 100,0 |
| 12073069000 | Boitzenburger Land | | 3 | 0 | 95 | | 66,7 | 5 | 6 | 159 | 189 | 80,0 | 83,3 |
| 12073085000 | Brüssow | | | 0 | 0 | | | 3 | 6 | 161 | 319 | 100,0 | 100,0 |
| 12073093000 | Carmzow-Wallmow | 1 | | 163 | 0 | 100,0 | | 5 | 2 | 814 | 314 | 100,0 | 100,0 |
| 12073097000 | Casekow | 1 | | 53 | 0 | 100,0 | | 14 | 10 | 741 | 528 | 100,0 | 90,0 |
| 12073157000 | Flieth-Stegelitz | 1 | | 187 | 0 | 100,0 | | 1 | | 187 | 0 | 100,0 | |
| 12073189000 | Gartz (Oder) | 1 | | 39 | 0 | 100,0 | | 4 | 10 | 157 | 398 | 75,0 | 90,0 |
| 12073201000 | Gerswalde | 3 | 1 | 191 | 63 | 100,0 | 100,0 | 11 | 8 | 702 | 503 | 100,0 | 100,0 |
| 12073216000 | Göritz | | 1 | 0 | 126 | | 0,0 | 2 | 1 | 248 | 126 | 100,0 | 100,0 |
| 12073225000 | Gramzow | | 1 | 0 | 53 | | 100,0 | 8 | 6 | 431 | 316 | 87,5 | 100,0 |
| 12073261000 | Grünow | | 1 | 0 | 108 | | 100,0 | 2 | | 212 | 0 | 100,0 | |
| 12073309000 | Hohenselchow-Groß Pinnow | 2 | 1 | 256 | 127 | 100,0 | 100,0 | 19 | 7 | 2.436 | 892 | 94,7 | 100,0 |
| 12073384000 | Lychen | 1 | 1 | 31 | 31 | 100,0 | 100,0 | 20 | 26 | 624 | 807 | 85,0 | 92,3 |
| 12073386000 | Mark Landin | | | 0 | 0 | | | 3 | 8 | 296 | 802 | 100,0 | 100,0 |
| 12073393000 | Mescherin | | | 0 | 0 | | | 5 | 4 | 606 | 499 | 80,0 | 100,0 |
| 12073396000 | Milmersdorf | | | 0 | 0 | | | 11 | 7 | 760 | 483 | 90,9 | 85,7 |
| 12073404000 | Mittenwalde | | | 0 | 0 | | | 2 | | 559 | 0 | 100,0 | |
| 12073429000 | Nordwestuckermark | 3 | | 71 | 0 | 100,0 | | 13 | 13 | 306 | 304 | 92,3 | 92,3 |
| 12073430000 | Oberuckersee | 1 | | 60 | 0 | 100,0 | | 7 | 4 | 418 | 238 | 100,0 | 100,0 |
| 12073440000 | Pinnow | | | 0 | 0 | | | 2 | 6 | 222 | 685 | 100,0 | 83,3 |
| 12073452000 | Prenzlau | 18 | 18 | 94 | 93 | 88,9 | 83,3 | 222 | 240 | 1.162 | 1.245 | 93,2 | 90,4 |
| 12073458000 | Randowtal | | 1 | 0 | 109 | | 100,0 | 1 | 1 | 108 | 109 | 100,0 | 100,0 |
| 12073490000 | Schenkenberg | 1 | | 160 | 0 | 100,0 | | | 2 | 0 | 328 | | 100,0 |

Auszug aus PKS des Landes Brandenburg
Kennzahlen für ausgewählte Deliktsbereiche

| Schlüssel | Bezeichnung | ST gg. die sex. Selbstbestimmung | | | | | | Körperverletzung gesamt | | | | | |
|-------------|--------------------|----------------------------------|------|------|------|---------|-------|-------------------------|------|------|-------|---------|-------|
| | | 2018 | 2017 | 2018 | 2017 | 2018 | 2017 | 2018 | 2017 | 2018 | 2017 | 2018 | 2017 |
| | | erf. Fälle | | HZ | | AQ in % | | erf. Fälle | | HZ | | AQ in % | |
| 12073505000 | Schöneberg | | | 0 | 0 | | | 1 | 5 | 123 | 595 | 100,0 | 100,0 |
| 12073520000 | Schönfeld | | 1 | 0 | 168 | | 100,0 | 1 | 6 | 169 | 1.005 | 100,0 | 100,0 |
| 12073532000 | Schwedt/Oder | 32 | 18 | 106 | 60 | 96,9 | 88,9 | 259 | 258 | 861 | 855 | 90,7 | 93,0 |
| 12073565000 | Tantow | | | 0 | 0 | | | 6 | 2 | 749 | 256 | 100,0 | 100,0 |
| 12073569000 | Temmen-Ringenwalde | | | 0 | 0 | | | 3 | 2 | 566 | 371 | 100,0 | 100,0 |
| 12073572000 | Templin | 16 | 16 | 100 | 99 | 87,5 | 100,0 | 136 | 134 | 851 | 831 | 85,3 | 94,0 |
| 12073578000 | Uckerfelde | | 2 | 0 | 212 | | 100,0 | 2 | 4 | 215 | 424 | 100,0 | 100,0 |
| 12073579000 | Uckerland | | | 0 | 0 | | | 9 | 4 | 338 | 149 | 100,0 | 100,0 |
| 12073603000 | Passow | | | 0 | 0 | | | 6 | 2 | 413 | 137 | 100,0 | 50,0 |
| 12073645000 | Zichow | 1 | | 177 | 0 | 100,0 | | 1 | 4 | 177 | 707 | 100,0 | 100,0 |

Auszug aus PKS des Landes Brandenburg
Kennzahlen für ausgewählte Deliktsbereiche

| Schlüssel | Bezeichnung | Bedrohung | | | | | | Diebstahl insgesamt | | | | | |
|-------------------|-------------------------------|--------------|--------------|------------|------------|-------------|-------------|---------------------|---------------|--------------|--------------|-------------|-------------|
| | | 2018 | 2017 | 2018 | 2017 | 2018 | 2017 | 2018 | 2017 | 2018 | 2017 | 2018 | 2017 |
| | | erf. Fälle | | HZ | | AQ in % | | erf. Fälle | | HZ | | AQ in % | |
| 1200000000 | Bundesland Brandenburg | 3.596 | 3.558 | 144 | 143 | 92,6 | 93,5 | 62.356 | 66.889 | 2.490 | 2.681 | 26,4 | 27,2 |
| 1205100000 | Brandenburg an der Havel | 141 | 139 | 196 | 194 | 91,5 | 92,8 | 1.817 | 2.071 | 2.528 | 2.890 | 24,2 | 30,4 |
| 1205200000 | Cottbus | 211 | 200 | 209 | 199 | 94,3 | 87,0 | 3.346 | 4.064 | 3.312 | 4.047 | 27,1 | 25,5 |
| 1205300000 | Frankfurt (Oder) | 107 | 110 | 184 | 189 | 86,0 | 93,6 | 1.830 | 2.217 | 3.142 | 3.810 | 35,1 | 35,9 |
| 1205400000 | Potsdam | 260 | 204 | 148 | 119 | 90,8 | 87,7 | 6.691 | 6.437 | 3.808 | 3.747 | 30,9 | 35,5 |
| 1206000000 | Landkreis Barnim | 285 | 297 | 158 | 166 | 89,5 | 93,9 | 3.537 | 4.066 | 1.956 | 2.267 | 24,8 | 26,0 |
| 12060005000 | Ahrensfelde | 16 | 14 | 120 | 107 | 81,3 | 100,0 | 464 | 558 | 3.487 | 4.270 | 34,1 | 36,7 |
| 12060012000 | Althüttendorf | | | 0 | 0 | | | 4 | 7 | 684 | 1.241 | 25,0 | 14,3 |
| 12060020000 | Bernau bei Berlin | 79 | 65 | 207 | 172 | 87,3 | 93,8 | 917 | 856 | 2.401 | 2.269 | 21,7 | 23,9 |
| 12060024000 | Biesenthal | 8 | 10 | 140 | 176 | 100,0 | 100,0 | 59 | 76 | 1.029 | 1.340 | 16,9 | 17,1 |
| 12060034000 | Breydin | 1 | | 132 | 0 | 100,0 | | 12 | 5 | 1.585 | 654 | 83,3 | 60,0 |
| 12060036000 | Britz | | 1 | 0 | 47 | | 100,0 | 19 | 16 | 910 | 751 | 10,5 | 37,5 |
| 12060045000 | Chorin | 1 | 2 | 43 | 87 | 0,0 | 100,0 | 21 | 18 | 906 | 786 | 4,8 | 33,3 |
| 12060052000 | Eberswalde | 96 | 119 | 239 | 297 | 93,8 | 95,0 | 1.045 | 1.335 | 2.598 | 3.336 | 32,5 | 31,8 |
| 12060068000 | Friedrichswalde | 1 | | 125 | 0 | 100,0 | | 4 | 3 | 498 | 375 | 0,0 | 33,3 |
| 12060092000 | Hohenfinow | | 3 | 0 | 568 | | 100,0 | 3 | 6 | 571 | 1.136 | 66,7 | 16,7 |
| 12060100000 | Joachimsthal | 4 | 9 | 119 | 261 | 75,0 | 88,9 | 35 | 36 | 1.038 | 1.045 | 14,3 | 19,4 |
| 12060128000 | Liepe | | 1 | 0 | 157 | | 100,0 | 5 | 2 | 778 | 315 | 80,0 | 0,0 |
| 12060149000 | Lunow-Stolzenhagen | 1 | | 83 | 0 | 100,0 | | 6 | 8 | 498 | 666 | 16,7 | 37,5 |
| 12060154000 | Marlenwerder | 2 | 5 | 118 | 294 | 100,0 | 60,0 | 20 | 21 | 1.180 | 1.237 | 20,0 | 28,6 |
| 12060161000 | Melchow | 1 | 2 | 105 | 215 | 100,0 | 100,0 | 7 | 7 | 737 | 751 | 28,6 | 14,3 |
| 12060172000 | Niederfinow | 1 | 1 | 165 | 167 | 100,0 | 100,0 | 3 | 11 | 496 | 1.836 | 0,0 | 18,2 |
| 12060176000 | Oderberg | 1 | 6 | 46 | 275 | 100,0 | 100,0 | 15 | 31 | 691 | 1.419 | 13,3 | 35,5 |
| 12060181000 | Panketal | 13 | 16 | 64 | 79 | 76,9 | 93,8 | 322 | 416 | 1.579 | 2.044 | 8,4 | 9,1 |
| 12060185000 | Parsteinsee | | | 0 | 0 | | | 4 | 5 | 738 | 924 | 0,0 | 20,0 |
| 12060192000 | Rüdnitz | 4 | 3 | 202 | 156 | 100,0 | 100,0 | 16 | 21 | 807 | 1.091 | 12,5 | 33,3 |
| 12060198000 | Schorfheide | 14 | 9 | 141 | 90 | 100,0 | 66,7 | 129 | 154 | 1.297 | 1.545 | 21,7 | 24,7 |
| 12060250000 | Sydower Fließ | | 1 | 0 | 107 | | 100,0 | 5 | 5 | 517 | 536 | 0,0 | 20,0 |
| 12060269000 | Wandlitz | 29 | 19 | 128 | 85 | 86,2 | 94,7 | 305 | 365 | 1.350 | 1.632 | 13,4 | 15,9 |
| 12060280000 | Werneuchen | 13 | 10 | 147 | 116 | 84,6 | 100,0 | 112 | 100 | 1.269 | 1.165 | 33,9 | 17,0 |
| 12060296000 | Ziethen | | 1 | 0 | 226 | | 100,0 | 5 | 4 | 1.129 | 903 | 20,0 | 50,0 |

Auszug aus PKS des Landes Brandenburg
Kennzahlen für ausgewählte Deliktsbereiche

| Schlüssel | Bezeichnung | Bedrohung | | | | | | Diebstahl insgesamt | | | | | |
|-------------|---------------------------|------------|------|------|------|---------|-------|---------------------|-------|--------|--------|---------|------|
| | | 2018 | 2017 | 2018 | 2017 | 2018 | 2017 | 2018 | 2017 | 2018 | 2017 | 2018 | 2017 |
| | | erf. Fälle | | HZ | | AQ in % | | erf. Fälle | | HZ | | AQ in % | |
| 12061000000 | Landkreis Dahme-Spreewald | 251 | 257 | 150 | 155 | 94,4 | 93,0 | 4.968 | 5.046 | 2.969 | 3.038 | 20,4 | 18,4 |
| 12061005000 | Alt Zauche-Wußwerk | | | 0 | 0 | | | 3 | 1 | 615 | 198 | 0,0 | 0,0 |
| 12061017000 | Bersteland | | 1 | 0 | 111 | | 100,0 | 9 | 16 | 1.023 | 1.776 | 22,2 | 12,5 |
| 12061020000 | Bestensee | 7 | 12 | 90 | 160 | 85,7 | 91,7 | 123 | 153 | 1.580 | 2.039 | 17,9 | 17,6 |
| 12061061000 | Byhleguhre-Byhlen | | 1 | 0 | 135 | | 100,0 | 6 | 3 | 821 | 404 | 16,7 | 33,3 |
| 12061097000 | Drahnsdorf | 1 | 1 | 163 | 163 | 100,0 | 100,0 | 3 | 2 | 488 | 327 | 33,3 | 0,0 |
| 12061112000 | Eichwalde | 3 | 4 | 47 | 62 | 33,3 | 100,0 | 180 | 206 | 2.791 | 3.174 | 10,6 | 9,2 |
| 12061164000 | Golßen | 4 | 3 | 157 | 117 | 75,0 | 100,0 | 28 | 30 | 1.097 | 1.165 | 39,3 | 3,3 |
| 12061192000 | Groß Köris | 1 | 3 | 44 | 132 | 100,0 | 100,0 | 53 | 55 | 2.310 | 2.428 | 17,0 | 9,1 |
| 12061216000 | Halbe | 6 | 3 | 250 | 122 | 100,0 | 100,0 | 44 | 45 | 1.832 | 1.832 | 15,9 | 15,6 |
| 12061217000 | Heidesee | 11 | 7 | 154 | 99 | 100,0 | 100,0 | 66 | 92 | 924 | 1.301 | 31,8 | 12,0 |
| 12061219000 | Heideblick | 3 | 5 | 84 | 139 | 100,0 | 80,0 | 34 | 34 | 954 | 944 | 14,7 | 41,2 |
| 12061224000 | Jamlitz | | 1 | 0 | 188 | | 100,0 | 3 | 2 | 574 | 377 | 0,0 | 0,0 |
| 12061244000 | Kasel-Golzig | | 1 | 0 | 146 | | 100,0 | 9 | 5 | 1.304 | 731 | 33,3 | 0,0 |
| 12061260000 | Königs Wusterhausen | 75 | 83 | 204 | 228 | 92,0 | 94,0 | 1.163 | 1.209 | 3.168 | 3.315 | 19,3 | 18,0 |
| 12061265000 | Krausnick-Groß Wasserburg | 1 | 1 | 168 | 167 | 100,0 | 100,0 | 73 | 62 | 12.269 | 10.351 | 2,7 | 8,1 |
| 12061308000 | Lieberose | 2 | 7 | 145 | 515 | 100,0 | 100,0 | 22 | 11 | 1.595 | 809 | 36,4 | 18,2 |
| 12061316000 | Lübben (Spreewald) | 25 | 27 | 179 | 195 | 92,0 | 92,6 | 474 | 414 | 3.394 | 2.987 | 37,1 | 36,2 |
| 12061320000 | Luckau | 15 | 16 | 154 | 167 | 100,0 | 100,0 | 197 | 152 | 2.025 | 1.588 | 14,7 | 26,3 |
| 12061328000 | Märkisch Buchholz | | | 0 | 0 | | | 8 | 10 | 995 | 1.272 | 12,5 | 10,0 |
| 12061329000 | Märkische Heide | 9 | 3 | 232 | 77 | 100,0 | 100,0 | 25 | 39 | 644 | 996 | 28,0 | 23,1 |
| 12061332000 | Mittenwalde | 13 | 20 | 143 | 223 | 100,0 | 90,0 | 348 | 257 | 3.822 | 2.872 | 11,8 | 20,2 |
| 12061344000 | Münchehofe | | | 0 | 0 | | | 3 | 9 | 636 | 1.915 | 33,3 | 0,0 |
| 12061352000 | Neu Zauche | 2 | 2 | 183 | 180 | 100,0 | 100,0 | 16 | 8 | 1.461 | 720 | 25,0 | 12,5 |
| 12061405000 | Rietzneuendorf-Staakow | | | 0 | 0 | | | 1 | 2 | 168 | 325 | 0,0 | 0,0 |
| 12061428000 | Schlepzig | | | 0 | 0 | | | 7 | 7 | 1.153 | 1.151 | 28,6 | 14,3 |
| 12061433000 | Schönefeld | 36 | 27 | 246 | 187 | 100,0 | 85,2 | 1.128 | 1.350 | 7.713 | 9.360 | 14,8 | 7,6 |
| 12061435000 | Schönwald | | | 0 | 0 | | | 57 | 33 | 4.935 | 2.821 | 35,1 | 21,2 |
| 12061444000 | Schulzendorf | 3 | 7 | 37 | 88 | 100,0 | 100,0 | 71 | 88 | 869 | 1.105 | 16,9 | 28,4 |
| 12061448000 | Schwerin | 1 | | 122 | 0 | 100,0 | | 21 | 11 | 2.561 | 1.350 | 9,5 | 9,1 |
| 12061450000 | Schwielochsee | 5 | 2 | 336 | 134 | 80,0 | 100,0 | 19 | 22 | 1.277 | 1.477 | 10,5 | 13,6 |
| 12061470000 | Spreewaldheide | | | 0 | 0 | | | 5 | | 1.042 | 0 | 20,0 | |
| 12061471000 | Steinreich | | | 0 | 0 | | | 5 | 13 | 1.022 | 2.579 | 40,0 | 7,7 |

Auszug aus PKS des Landes Brandenburg
Kennzahlen für ausgewählte Deliktsbereiche

| Schlüssel | Bezeichnung | Bedrohung | | | | | | Diebstahl insgesamt | | | | | |
|--------------------|------------------------------|------------|------------|------------|------------|-------------|-------------|---------------------|--------------|--------------|--------------|-------------|-------------|
| | | 2018 | 2017 | 2018 | 2017 | 2018 | 2017 | 2018 | 2017 | 2018 | 2017 | 2018 | 2017 |
| | | erf. Fälle | | HZ | | AQ in % | | erf. Fälle | | HZ | | AQ in % | |
| 12061476000 | Straupitz | | 2 | 0 | 210 | | 100,0 | 18 | 8 | 1.893 | 840 | 11,1 | 12,5 |
| 12061492000 | Teupitz | 4 | 2 | 213 | 107 | 100,0 | 100,0 | 53 | 36 | 2.819 | 1.927 | 11,3 | 27,8 |
| 12061510000 | Unterspreewald | 1 | 1 | 121 | 118 | 100,0 | 100,0 | 15 | 13 | 1.809 | 1.538 | 33,3 | 23,1 |
| 12061540000 | Wildau | 16 | 9 | 159 | 89 | 93,8 | 77,8 | 421 | 430 | 4.171 | 4.276 | 38,2 | 41,2 |
| 12061572000 | Zeuthen | 7 | 6 | 62 | 53 | 100,0 | 83,3 | 257 | 218 | 2.275 | 1.934 | 13,2 | 14,2 |
| 12062000000 | Landkreis Elbe-Elster | 153 | 145 | 148 | 139 | 93,5 | 98,6 | 2.098 | 2.415 | 2.028 | 2.313 | 24,6 | 25,5 |
| 12062024000 | Bad Liebenwerda | 15 | 9 | 162 | 97 | 100,0 | 100,0 | 221 | 310 | 2.381 | 3.339 | 25,8 | 23,9 |
| 12062088000 | Crinitz | 3 | | 251 | 0 | 100,0 | | 12 | 8 | 1.003 | 659 | 8,3 | 25,0 |
| 12062092000 | Doberlug-Kirchhain | 19 | 22 | 210 | 240 | 94,7 | 100,0 | 239 | 240 | 2.646 | 2.615 | 27,6 | 15,8 |
| 12062124000 | Elsterwerda | 24 | 10 | 301 | 123 | 95,8 | 100,0 | 214 | 335 | 2.683 | 4.127 | 27,1 | 19,1 |
| 12062128000 | Falkenberg/Elster | 7 | 6 | 109 | 93 | 85,7 | 83,3 | 116 | 132 | 1.811 | 2.044 | 29,3 | 24,2 |
| 12062134000 | Fichtwald | | | 0 | 0 | | | 3 | 2 | 480 | 308 | 33,3 | 100,0 |
| 12062140000 | Finsterwalde | 41 | 42 | 250 | 255 | 90,2 | 97,6 | 613 | 548 | 3.736 | 3.322 | 28,4 | 39,2 |
| 12062177000 | Gorden-Staupitz | 1 | | 105 | 0 | 100,0 | | 15 | 10 | 1.572 | 1.047 | 20,0 | 20,0 |
| 12062196000 | Gröden | | 2 | 0 | 145 | | 100,0 | 8 | 16 | 594 | 1.161 | 0,0 | 12,5 |
| 12062208000 | Großthiemig | 1 | | 96 | 0 | 0,0 | | 9 | 3 | 866 | 288 | 0,0 | 0,0 |
| 12062219000 | Heideland | 2 | | 382 | 0 | 100,0 | | 2 | 2 | 382 | 377 | 0,0 | 50,0 |
| 12062224000 | Herzberg/Elster | 14 | 20 | 154 | 219 | 100,0 | 100,0 | 211 | 222 | 2.322 | 2.432 | 19,0 | 30,6 |
| 12062232000 | Hirschfeld | | | 0 | 0 | | | 20 | 15 | 1.618 | 1.196 | 25,0 | 13,3 |
| 12062237000 | Hohenbucko | | | 0 | 0 | | | 4 | 5 | 632 | 781 | 0,0 | 20,0 |
| 12062240000 | Hohenleipisch | 1 | 8 | 49 | 389 | 100,0 | 100,0 | 23 | 52 | 1.132 | 2.529 | 8,7 | 40,4 |
| 12062282000 | Kremitzau | | 1 | 0 | 125 | | 100,0 | 2 | | 254 | 0 | 0,0 | |
| 12062289000 | Lebusa | | | 0 | 0 | | | 1 | 3 | 128 | 380 | 100,0 | 33,3 |
| 12062293000 | Lichterfeld-Schacksdorf | 1 | 1 | 99 | 90 | 100,0 | 100,0 | 69 | 49 | 6.798 | 4.414 | 10,1 | 12,2 |
| 12062333000 | Massen-Niederlausitz | | | 0 | 0 | | | 57 | 102 | 3.013 | 5.315 | 36,8 | 31,4 |
| 12062336000 | Merzdorf | | | 0 | 0 | | | 9 | 1 | 1.102 | 121 | 22,2 | 0,0 |
| 12062341000 | Mühlberg/Elbe | 3 | 4 | 80 | 105 | 100,0 | 100,0 | 31 | 37 | 828 | 970 | 19,4 | 27,0 |
| 12062372000 | Plessa | 1 | | 38 | 0 | 100,0 | | 21 | 39 | 792 | 1.460 | 19,0 | 23,1 |
| 12062410000 | Röderland | | 2 | 0 | 51 | | 50,0 | 27 | 58 | 693 | 1.481 | 7,4 | 5,2 |
| 12062417000 | Rückersdorf | 1 | 4 | 74 | 287 | 100,0 | 100,0 | 21 | 38 | 1.548 | 2.730 | 9,5 | 21,1 |
| 12062425000 | Sallgast | 2 | 1 | 137 | 69 | 100,0 | 100,0 | 11 | 4 | 753 | 277 | 0,0 | 0,0 |
| 12062440000 | Schilda | | | 0 | 0 | | | 5 | 3 | 1.050 | 642 | 20,0 | 33,3 |
| 12062445000 | Schlieben | 3 | 1 | 124 | 41 | 100,0 | 200,0 | 20 | 14 | 829 | 578 | 20,0 | 7,1 |

Auszug aus PKS des Landes Brandenburg
Kennzahlen für ausgewählte Deliktsbereiche

| Schlüssel | Bezeichnung | Bedrohung | | | | | | Diebstahl insgesamt | | | | | |
|--------------------|----------------------------|------------|------------|------------|------------|-------------|-------------|---------------------|--------------|--------------|--------------|-------------|-------------|
| | | 2018 | 2017 | 2018 | 2017 | 2018 | 2017 | 2018 | 2017 | 2018 | 2017 | 2018 | 2017 |
| | | erf. Fälle | | HZ | | AQ in % | | erf. Fälle | | HZ | | AQ in % | |
| 12062453000 | Schönborn | 1 | 1 | 64 | 64 | 100,0 | 100,0 | 17 | 12 | 1.096 | 773 | 17,6 | 8,3 |
| 12062461000 | Schönwalde | 2 | 2 | 65 | 65 | 100,0 | 100,0 | 27 | 32 | 884 | 1.037 | 22,2 | 3,1 |
| 12062464000 | Schraden | 1 | | 199 | 0 | 0,0 | | 8 | 3 | 1.590 | 594 | 0,0 | 0,0 |
| 12062469000 | Sonnenwalde | 4 | | 123 | 0 | 100,0 | | 20 | 42 | 614 | 1.288 | 25,0 | 4,8 |
| 12062492000 | Tröbitz | 1 | 1 | 143 | 140 | 100,0 | 100,0 | 6 | 20 | 861 | 2.797 | 16,7 | 5,0 |
| 12062500000 | Uebigau-Wahrenbrück | 5 | 8 | 94 | 150 | 80,0 | 100,0 | 36 | 58 | 677 | 1.089 | 27,8 | 25,9 |
| 12063000000 | Landkreis Havelland | 186 | 194 | 116 | 121 | 97,3 | 93,8 | 4.018 | 4.372 | 2.500 | 2.738 | 27,3 | 28,3 |
| 12063036000 | Brieselang | 7 | 11 | 60 | 95 | 100,0 | 100,0 | 145 | 169 | 1.238 | 1.465 | 11,7 | 26,0 |
| 12063056000 | Dallgow-Döberitz | 11 | 8 | 110 | 80 | 109,1 | 87,5 | 334 | 404 | 3.355 | 4.064 | 37,7 | 43,1 |
| 12063080000 | Falkensee | 34 | 40 | 78 | 93 | 97,1 | 92,5 | 950 | 987 | 2.181 | 2.290 | 21,1 | 24,7 |
| 12063088000 | Friesack | 2 | 5 | 78 | 195 | 100,0 | 100,0 | 55 | 52 | 2.157 | 2.031 | 32,7 | 19,2 |
| 12063094000 | Gollenberg | | | 0 | 0 | | | 7 | 8 | 1.720 | 1.937 | 0,0 | 0,0 |
| 12063112000 | Großderschau | | | 0 | 0 | | | 4 | 1 | 895 | 225 | 25,0 | 0,0 |
| 12063134000 | Havelaue | 1 | 1 | 115 | 115 | 100,0 | 100,0 | 6 | 4 | 692 | 460 | 0,0 | 0,0 |
| 12063142000 | Wiesenaue | 1 | 2 | 129 | 259 | 100,0 | 100,0 | 5 | 3 | 643 | 389 | 40,0 | 66,7 |
| 12063148000 | Ketzin | 9 | 4 | 138 | 62 | 88,9 | 100,0 | 149 | 120 | 2.291 | 1.854 | 53,7 | 23,3 |
| 12063161000 | Kleßen-Görne | | 1 | 0 | 278 | | 100,0 | 2 | 5 | 552 | 1.389 | 0,0 | 20,0 |
| 12063165000 | Kotzen | 2 | | 333 | 0 | 0,0 | | 6 | 6 | 1.000 | 1.000 | 16,7 | 50,0 |
| 12063186000 | Märkisch Luch | | 1 | 0 | 79 | | 100,0 | 10 | 10 | 801 | 789 | 10,0 | 40,0 |
| 12063189000 | Milower Land | 1 | 2 | 23 | 46 | 100,0 | 100,0 | 29 | 32 | 676 | 737 | 17,2 | 21,9 |
| 12063202000 | Mühlenberge | | 2 | 0 | 281 | | 100,0 | 2 | 6 | 281 | 844 | 50,0 | 33,3 |
| 12063208000 | Nauen | 34 | 35 | 192 | 201 | 97,1 | 88,6 | 832 | 835 | 4.704 | 4.789 | 28,1 | 25,6 |
| 12063212000 | Nennhausen | 2 | 3 | 108 | 159 | 100,0 | 100,0 | 22 | 29 | 1.193 | 1.538 | 31,8 | 13,8 |
| 12063228000 | Paulinenaue | 4 | 2 | 308 | 159 | 100,0 | 100,0 | 26 | 24 | 2.003 | 1.912 | 23,1 | 29,2 |
| 12063240000 | Pessin | 1 | | 152 | 0 | 100,0 | | 7 | 7 | 1.064 | 1.057 | 28,6 | 57,1 |
| 12063244000 | Premnitz | 13 | 18 | 155 | 214 | 100,0 | 100,0 | 114 | 183 | 1.361 | 2.173 | 22,8 | 29,0 |
| 12063252000 | Rathenow | 35 | 30 | 144 | 124 | 100,0 | 90,0 | 832 | 959 | 3.423 | 3.956 | 25,6 | 31,1 |
| 12063256000 | Retzow | | 1 | 0 | 196 | | 100,0 | 3 | 3 | 589 | 587 | 0,0 | 0,0 |
| 12063260000 | Rhinow | 1 | 2 | 62 | 124 | 100,0 | 100,0 | 16 | 17 | 997 | 1.053 | 31,3 | 11,8 |
| 12063273000 | Schönwalde-Glien | 10 | 8 | 105 | 84 | 100,0 | 100,0 | 92 | 149 | 969 | 1.566 | 19,6 | 30,2 |
| 12063274000 | Seeblick | 1 | | 112 | 0 | 100,0 | | 16 | 4 | 1.786 | 442 | 0,0 | 25,0 |
| 12063293000 | Stechow-Ferchesar | | | 0 | 0 | | | 11 | 6 | 1.215 | 659 | 9,1 | 0,0 |
| 12063357000 | Wustermark | 17 | 18 | 186 | 201 | 94,1 | 94,4 | 343 | 349 | 3.751 | 3.905 | 38,5 | 26,1 |

Auszug aus PKS des Landes Brandenburg
Kennzahlen für ausgewählte Deliktbereiche

| Schlüssel | Bezeichnung | Bedrohung | | | | | | Diebstahl insgesamt | | | | | |
|-------------|-----------------------------|------------|------|------|------|---------|-------|---------------------|-------|-------|-------|---------|------|
| | | 2018 | 2017 | 2018 | 2017 | 2018 | 2017 | 2018 | 2017 | 2018 | 2017 | 2018 | 2017 |
| | | erf. Fälle | | HZ | | AQ in % | | erf. Fälle | | HZ | | AQ in % | |
| 12064000000 | Landkreis Märkisch-Oderland | 354 | 297 | 183 | 155 | 92,7 | 94,9 | 4.211 | 4.575 | 2.183 | 2.387 | 23,2 | 23,3 |
| 12064009000 | Alt Tucheband | 2 | 1 | 257 | 126 | 100,0 | 100,0 | 7 | 10 | 901 | 1.261 | 42,9 | 30,0 |
| 12064029000 | Altlandsberg | 16 | 13 | 171 | 140 | 100,0 | 92,3 | 131 | 129 | 1.398 | 1.387 | 24,4 | 20,9 |
| 12064044000 | Bad Freienwalde (Oder) | 28 | 23 | 227 | 187 | 92,9 | 100,0 | 244 | 254 | 1.979 | 2.062 | 32,0 | 43,7 |
| 12064053000 | Beiersdorf-Freudenberg | 2 | | 330 | 0 | 100,0 | | 9 | 4 | 1.485 | 662 | 0,0 | 25,0 |
| 12064057000 | Bleyen-Genschmar | | | 0 | 0 | | | 9 | 6 | 1.978 | 1.299 | 0,0 | 16,7 |
| 12064061000 | Bliesdorf | 3 | 3 | 267 | 262 | 100,0 | 100,0 | 3 | 14 | 267 | 1.222 | 33,3 | 7,1 |
| 12064084000 | Buckow (Märkische Schweiz) | 1 | 2 | 68 | 134 | 100,0 | 100,0 | 27 | 25 | 1.826 | 1.678 | 11,1 | 8,0 |
| 12064125000 | Falkenberg | 5 | 3 | 227 | 135 | 100,0 | 100,0 | 29 | 28 | 1.315 | 1.261 | 20,7 | 39,3 |
| 12064128000 | Falkenhagen (Mark) | | 1 | 0 | 143 | | 100,0 | 10 | 9 | 1.433 | 1.291 | 0,0 | 11,1 |
| 12064130000 | Fichtenhöhe | 1 | | 196 | 0 | 100,0 | | 3 | 3 | 588 | 598 | 0,0 | 0,0 |
| 12064136000 | Fredersdorf-Vogelsdorf | 17 | 14 | 124 | 103 | 100,0 | 92,9 | 311 | 327 | 2.260 | 2.409 | 19,9 | 17,1 |
| 12064153000 | Garzau-Garzin | 2 | | 426 | 0 | 100,0 | | 18 | 12 | 3.830 | 2.620 | 27,8 | 16,7 |
| 12064172000 | Golzow | 1 | | 123 | 0 | 100,0 | | 9 | 7 | 1.104 | 842 | 11,1 | 14,3 |
| 12064190000 | Gusow-Platkow | 1 | 2 | 77 | 161 | 100,0 | 100,0 | 19 | 23 | 1.468 | 1.850 | 21,1 | 8,7 |
| 12064205000 | Heckelberg-Brunow | 1 | | 152 | 0 | 100,0 | | 1 | 4 | 152 | 602 | 0,0 | 25,0 |
| 12064222000 | Höhenland | 1 | | 99 | 0 | 100,0 | | 12 | 11 | 1.183 | 1.083 | 25,0 | 27,3 |
| 12064227000 | Hoppegarten | 16 | 17 | 89 | 95 | 93,8 | 88,2 | 647 | 698 | 3.601 | 3.920 | 17,9 | 13,9 |
| 12064266000 | Küstriner Vorland | 4 | 5 | 156 | 196 | 100,0 | 80,0 | 38 | 44 | 1.477 | 1.728 | 23,7 | 29,5 |
| 12064268000 | Lebus | 1 | 4 | 32 | 127 | 0,0 | 100,0 | 24 | 26 | 761 | 827 | 16,7 | 15,4 |
| 12064274000 | Letschin | 3 | 9 | 76 | 225 | 100,0 | 100,0 | 42 | 72 | 1.059 | 1.799 | 28,6 | 27,8 |
| 12064288000 | Lietzen | 1 | | 136 | 0 | 100,0 | | 4 | 13 | 546 | 1.688 | 0,0 | 38,5 |
| 12064290000 | Lindendorf | 5 | 1 | 371 | 74 | 100,0 | 100,0 | 27 | 28 | 2.003 | 2.079 | 11,1 | 10,7 |
| 12064303000 | Märkische Höhe | 1 | 1 | 177 | 175 | 100,0 | 100,0 | 1 | 12 | 177 | 2.102 | 100,0 | 16,7 |
| 12064317000 | Müncheberg | 6 | 12 | 88 | 176 | 83,3 | 100,0 | 128 | 113 | 1.875 | 1.657 | 25,8 | 23,0 |
| 12064336000 | Neuenhagen bei Berlin | 15 | 11 | 83 | 62 | 100,0 | 63,6 | 284 | 383 | 1.579 | 2.142 | 16,5 | 11,0 |
| 12064340000 | Neuhardenberg | 12 | 11 | 453 | 420 | 91,7 | 100,0 | 37 | 44 | 1.396 | 1.681 | 13,5 | 13,6 |
| 12064349000 | Neulewin | | | 0 | 0 | | | 14 | 55 | 1.549 | 6.071 | 35,7 | 5,5 |
| 12064365000 | Neutrebbin | 2 | 1 | 144 | 72 | 100,0 | 100,0 | 14 | 13 | 1.009 | 936 | 28,6 | 38,5 |
| 12064370000 | Oberbarnim | 1 | 4 | 66 | 277 | 100,0 | 100,0 | 21 | 19 | 1.376 | 1.317 | 9,5 | 21,1 |
| 12064371000 | Oderau | 2 | 1 | 126 | 63 | 100,0 | 100,0 | 30 | 37 | 1.886 | 2.336 | 16,7 | 10,8 |
| 12064380000 | Petershagen/Eggersdorf | 6 | 8 | 40 | 54 | 83,3 | 87,5 | 194 | 210 | 1.289 | 1.427 | 26,3 | 15,2 |
| 12064388000 | Podelzig | 3 | 2 | 357 | 235 | 100,0 | 100,0 | 3 | 1 | 357 | 117 | 66,7 | 0,0 |

Auszug aus PKS des Landes Brandenburg
Kennzahlen für ausgewählte Deliktbereiche

| Schlüssel | Bezeichnung | Bedrohung | | | | | | Diebstahl insgesamt | | | | | |
|--------------------|----------------------------|------------|------------|------------|------------|-------------|-------------|---------------------|--------------|--------------|--------------|-------------|-------------|
| | | 2018 | 2017 | 2018 | 2017 | 2018 | 2017 | 2018 | 2017 | 2018 | 2017 | 2018 | 2017 |
| | | erf. Fälle | | HZ | | AQ in % | | erf. Fälle | | HZ | | AQ in % | |
| 12064393000 | Prötzel | 3 | 4 | 299 | 395 | 100,0 | 100,0 | 17 | 11 | 1.697 | 1.087 | 23,5 | 0,0 |
| 12064408000 | Rehfelde | 3 | 7 | 60 | 144 | 100,0 | 100,0 | 83 | 92 | 1.668 | 1.898 | 25,3 | 44,6 |
| 12064417000 | Reichenow-Möglin | 3 | | 560 | 0 | 100,0 | | 10 | 6 | 1.866 | 1.097 | 0,0 | 16,7 |
| 12064420000 | Reitwein | 1 | 1 | 210 | 218 | 100,0 | 100,0 | 3 | 3 | 629 | 654 | 0,0 | 33,3 |
| 12064428000 | Rüdersdorf bei Berlin | 54 | 27 | 347 | 176 | 92,6 | 100,0 | 485 | 413 | 3.115 | 2.685 | 27,2 | 31,2 |
| 12064448000 | Seelow | 31 | 17 | 572 | 312 | 90,3 | 88,2 | 202 | 176 | 3.730 | 3.229 | 46,0 | 38,6 |
| 12064472000 | Strausberg | 67 | 67 | 253 | 254 | 88,1 | 97,0 | 854 | 1.007 | 3.220 | 3.816 | 23,2 | 28,3 |
| 12064480000 | Treplin | 2 | | 556 | 0 | 50,0 | | | 2 | 0 | 535 | | 50,0 |
| 12064482000 | Vierlinden | 3 | 4 | 208 | 271 | 100,0 | 100,0 | 15 | 14 | 1.040 | 950 | 20,0 | 21,4 |
| 12064484000 | Waldsiedersdorf | 2 | 1 | 247 | 124 | 100,0 | 100,0 | 19 | 10 | 2.349 | 1.236 | 10,5 | 0,0 |
| 12064512000 | Wriezen | 18 | 19 | 248 | 259 | 94,4 | 94,7 | 165 | 197 | 2.273 | 2.687 | 15,2 | 23,4 |
| 12064538000 | Zechin | 7 | | 1.049 | 0 | 71,4 | | 4 | 3 | 600 | 464 | 25,0 | 66,7 |
| 12064539000 | Zeschdorf | 1 | 1 | 80 | 80 | 100,0 | 100,0 | 4 | 7 | 319 | 560 | 0,0 | 0,0 |
| 12065000000 | Landkreis Oberhavel | 226 | 229 | 108 | 110 | 93,4 | 95,6 | 4.366 | 4.736 | 2.080 | 2.270 | 25,1 | 20,2 |
| 12065036000 | Birkenwerder | 15 | 4 | 185 | 50 | 100,0 | 100,0 | 255 | 235 | 3.150 | 2.931 | 27,8 | 17,4 |
| 12065084000 | Fürstenberg/Havel | 12 | 8 | 205 | 136 | 100,0 | 87,5 | 123 | 143 | 2.104 | 2.434 | 22,0 | 25,2 |
| 12065096000 | Glienicke/Nordbahn | 4 | 2 | 33 | 16 | 75,0 | 100,0 | 191 | 174 | 1.562 | 1.431 | 19,4 | 14,4 |
| 12065100000 | Gransee | 21 | 10 | 356 | 170 | 100,0 | 100,0 | 97 | 81 | 1.645 | 1.374 | 21,6 | 28,4 |
| 12065117000 | Großwoltersdorf | | 1 | 0 | 130 | | 100,0 | 4 | 3 | 525 | 391 | 25,0 | 33,3 |
| 12065136000 | Hennigsdorf | 34 | 40 | 129 | 153 | 91,2 | 95,0 | 739 | 834 | 2.803 | 3.191 | 25,7 | 27,5 |
| 12065144000 | Hohen Neuendorf | 23 | 13 | 88 | 51 | 91,3 | 76,9 | 504 | 508 | 1.938 | 1.977 | 35,1 | 16,7 |
| 12065165000 | Kremmen | 1 | 3 | 13 | 41 | 100,0 | 100,0 | 114 | 185 | 1.520 | 2.531 | 23,7 | 17,8 |
| 12065180000 | Leegebruch | 5 | 7 | 74 | 104 | 80,0 | 114,3 | 61 | 52 | 899 | 770 | 27,9 | 26,9 |
| 12065193000 | Liebenwalde | 4 | 7 | 93 | 164 | 100,0 | 100,0 | 51 | 57 | 1.190 | 1.333 | 19,6 | 17,5 |
| 12065198000 | Löwenberger Land | 4 | 6 | 49 | 74 | 75,0 | 100,0 | 98 | 126 | 1.201 | 1.559 | 24,5 | 8,7 |
| 12065225000 | Mühlenbecker Land | 8 | 14 | 53 | 94 | 87,5 | 100,0 | 250 | 278 | 1.667 | 1.875 | 24,4 | 11,5 |
| 12065251000 | Oberkrämer | 4 | 7 | 36 | 64 | 100,0 | 100,0 | 218 | 220 | 1.945 | 1.998 | 11,9 | 15,0 |
| 12065256000 | Oranienburg | 65 | 80 | 148 | 181 | 92,3 | 97,5 | 1.105 | 1.299 | 2.512 | 2.947 | 23,3 | 21,9 |
| 12065276000 | Schönermark | 1 | | 222 | 0 | 100,0 | | 5 | 4 | 1.109 | 891 | 40,0 | 0,0 |
| 12065301000 | Sonnenberg | | | 0 | 0 | | | 2 | 5 | 242 | 614 | 50,0 | 0,0 |
| 12065310000 | Stechlin | 1 | | 82 | 0 | 100,0 | | 12 | 14 | 988 | 1.154 | 0,0 | 21,4 |
| 12065332000 | Velten | 11 | 9 | 93 | 76 | 90,9 | 66,7 | 315 | 302 | 2.661 | 2.556 | 26,3 | 17,9 |
| 12065356000 | Zehdenick | 13 | 18 | 97 | 134 | 100,0 | 100,0 | 222 | 216 | 1.650 | 1.604 | 28,4 | 20,4 |

Auszug aus PKS des Landes Brandenburg
Kennzahlen für ausgewählte Deliktsbereiche

| Schlüssel | Bezeichnung | Bedrohung | | | | | | Diebstahl insgesamt | | | | | |
|--------------------|--|------------|------------|------------|------------|-------------|-------------|---------------------|--------------|--------------|--------------|-------------|-------------|
| | | 2018 | 2017 | 2018 | 2017 | 2018 | 2017 | 2018 | 2017 | 2018 | 2017 | 2018 | 2017 |
| | | erf. Fälle | | HZ | | AQ in % | | erf. Fälle | | HZ | | AQ in % | |
| 12066000000 | Landkreis Oberspreewald-Lausitz | 125 | 144 | 112 | 129 | 98,4 | 91,0 | 3.414 | 3.275 | 3.072 | 2.925 | 24,8 | 28,0 |
| 12066008000 | Altdöbern | | 1 | 0 | 40 | | 100,0 | 28 | 41 | 1.146 | 1.628 | 0,0 | 14,6 |
| 12066041000 | Bronkow | | 1 | 0 | 171 | | 100,0 | 8 | 2 | 1.379 | 341 | 0,0 | 0,0 |
| 12066052000 | Calau | 13 | 8 | 167 | 102 | 100,0 | 75,0 | 97 | 117 | 1.245 | 1.493 | 22,7 | 20,5 |
| 12066064000 | Frauendorf | | | 0 | 0 | | | 1 | 3 | 145 | 437 | 0,0 | 0,0 |
| 12066104000 | Großmehlen | 1 | | 92 | 0 | 100,0 | | 3 | 8 | 276 | 725 | 0,0 | 12,5 |
| 12066112000 | Großräschen | 6 | 9 | 70 | 104 | 100,0 | 100,0 | 171 | 166 | 1.988 | 1.924 | 26,9 | 35,5 |
| 12066116000 | Grünwald | | | 0 | 0 | | | 1 | 1 | 188 | 193 | 0,0 | 0,0 |
| 12066120000 | Guteborn | | | 0 | 0 | | | 1 | 1 | 189 | 188 | 0,0 | 100,0 |
| 12066124000 | Hermisdorf | 1 | | 126 | 0 | 100,0 | | 2 | 6 | 251 | 754 | 0,0 | 33,3 |
| 12066132000 | Hohenbocka | 1 | | 103 | 0 | 100,0 | | 11 | 5 | 1.134 | 511 | 0,0 | 20,0 |
| 12066168000 | Kroppen | | | 0 | 0 | | | 1 | 1 | 148 | 147 | 0,0 | 0,0 |
| 12066176000 | Lauchhammer | 16 | 15 | 110 | 101 | 93,8 | 80,0 | 352 | 367 | 2.416 | 2.481 | 32,4 | 36,2 |
| 12066188000 | Lindenau | | 2 | 0 | 270 | | 100,0 | 5 | 5 | 677 | 675 | 40,0 | 20,0 |
| 12066196000 | Lübbenau/Spreewald | 23 | 26 | 143 | 161 | 95,7 | 92,3 | 806 | 534 | 5.009 | 3.315 | 16,9 | 34,6 |
| 12066202000 | Luckaitztal | 1 | | 124 | 0 | 100,0 | | 7 | 3 | 868 | 370 | 57,1 | 0,0 |
| 12066226000 | Neu-Seeland | | | 0 | 0 | | | 13 | 27 | 2.196 | 4.569 | 46,2 | 14,8 |
| 12066228000 | Neupetershain | 1 | | 84 | 0 | 100,0 | | 16 | 19 | 1.338 | 1.546 | 6,3 | 5,3 |
| 12066240000 | Ortrand | | 1 | 0 | 47 | | 100,0 | 33 | 26 | 1.543 | 1.213 | 33,3 | 19,2 |
| 12066272000 | Ruhland | 1 | 3 | 27 | 81 | 100,0 | 100,0 | 153 | 81 | 4.186 | 2.193 | 28,1 | 16,0 |
| 12066285000 | Schipkau | 7 | 7 | 103 | 103 | 100,0 | 114,3 | 225 | 105 | 3.309 | 1.552 | 30,7 | 35,2 |
| 12066292000 | Schwarzbach | 1 | | 153 | 0 | 100,0 | | 2 | 2 | 306 | 302 | 0,0 | 50,0 |
| 12066296000 | Schwarzheide | | 4 | 0 | 70 | | 75,0 | 101 | 200 | 1.778 | 3.502 | 25,7 | 25,0 |
| 12066304000 | Senftenberg | 47 | 59 | 191 | 238 | 97,9 | 93,2 | 1.164 | 1.262 | 4.740 | 5.094 | 27,0 | 26,1 |
| 12066316000 | Tettau | | | 0 | 0 | | | 6 | 9 | 774 | 1.149 | 16,7 | 0,0 |
| 12066320000 | Vetschau/Spreewald | 6 | 8 | 73 | 96 | 100,0 | 75,0 | 207 | 284 | 2.530 | 3.423 | 24,2 | 22,5 |
| 12067000000 | Landkreis Oder-Spree | 258 | 240 | 145 | 134 | 93,0 | 93,3 | 4.760 | 4.924 | 2.669 | 2.753 | 28,4 | 29,8 |
| 12067024000 | Bad Saarow | 5 | 2 | 89 | 37 | 100,0 | 100,0 | 145 | 117 | 2.586 | 2.140 | 13,1 | 11,1 |
| 12067036000 | Beeskow | 10 | 17 | 124 | 210 | 90,0 | 88,2 | 139 | 164 | 1.720 | 2.025 | 21,6 | 25,6 |
| 12067040000 | Berkenbrück | | | 0 | 0 | | | 23 | 15 | 2.289 | 1.493 | 8,7 | 26,7 |
| 12067072000 | Briesen (Mark) | 3 | 2 | 107 | 72 | 100,0 | 100,0 | 57 | 69 | 2.039 | 2.479 | 29,8 | 17,4 |
| 12067076000 | Brieskow-Finkenheerd | 2 | 1 | 88 | 43 | 100,0 | 100,0 | 31 | 16 | 1.368 | 696 | 9,7 | 6,3 |
| 12067112000 | Diensdorf-Radlow | 1 | | 169 | 0 | 100,0 | | 4 | 5 | 678 | 882 | 25,0 | 0,0 |

Auszug aus PKS des Landes Brandenburg
Kennzahlen für ausgewählte Deliktbereiche

| Schlüssel | Bezeichnung | Bedrohung | | | | | | Diebstahl insgesamt | | | | | |
|-------------|-----------------------|------------|------|------|------|---------|-------|---------------------|-------|-------|-------|---------|------|
| | | 2018 | 2017 | 2018 | 2017 | 2018 | 2017 | 2018 | 2017 | 2018 | 2017 | 2018 | 2017 |
| | | erf. Fälle | | HZ | | AQ in % | | erf. Fälle | | HZ | | AQ in % | |
| 12067120000 | Eisenhüttenstadt | 42 | 49 | 168 | 186 | 97,6 | 93,9 | 1.460 | 1.391 | 5.827 | 5.284 | 53,8 | 49,2 |
| 12067124000 | Erkner | 35 | 14 | 296 | 120 | 97,1 | 100,0 | 451 | 514 | 3.816 | 4.395 | 12,6 | 20,2 |
| 12067137000 | Friedland | 4 | 2 | 135 | 67 | 100,0 | 100,0 | 35 | 21 | 1.183 | 706 | 20,0 | 28,6 |
| 12067144000 | Fürstenwalde/Spree | 85 | 92 | 265 | 287 | 92,9 | 92,4 | 1.211 | 1.245 | 3.773 | 3.888 | 19,7 | 29,6 |
| 12067173000 | Gosen-Neu Zittau | 3 | 4 | 95 | 130 | 66,7 | 100,0 | 72 | 76 | 2.273 | 2.474 | 27,8 | 18,4 |
| 12067180000 | Groß Lindow | 2 | | 117 | 0 | 100,0 | | 9 | 12 | 526 | 699 | 22,2 | 0,0 |
| 12067201000 | Grünheide (Mark) | 14 | 10 | 164 | 118 | 92,9 | 100,0 | 196 | 239 | 2.291 | 2.829 | 13,8 | 6,7 |
| 12067205000 | Grunow-Dammendorf | | | 0 | 0 | | | 5 | 10 | 1.002 | 1.992 | 0,0 | 10,0 |
| 12067237000 | Jacobsdorf | | 2 | 0 | 106 | | 50,0 | 23 | 54 | 1.213 | 2.862 | 13,0 | 46,3 |
| 12067288000 | Langewahl | | | 0 | 0 | | | 6 | 7 | 721 | 835 | 16,7 | 0,0 |
| 12067292000 | Lawitz | | | 0 | 0 | | | 12 | 4 | 2.044 | 671 | 0,0 | 0,0 |
| 12067324000 | Mixdorf | | 1 | 0 | 110 | | 100,0 | 4 | 10 | 441 | 1.096 | 25,0 | 40,0 |
| 12067336000 | Müllrose | 3 | 5 | 65 | 109 | 66,7 | 100,0 | 51 | 72 | 1.112 | 1.575 | 7,8 | 25,0 |
| 12067338000 | Neißemünde | | 1 | 0 | 63 | | 100,0 | 29 | 25 | 1.763 | 1.572 | 3,4 | 12,0 |
| 12067357000 | Neuzelle | 1 | 2 | 23 | 47 | 100,0 | 100,0 | 60 | 67 | 1.403 | 1.565 | 16,7 | 10,4 |
| 12067397000 | Ragow-Merz | | | 0 | 0 | | | 4 | 3 | 778 | 592 | 0,0 | 33,3 |
| 12067408000 | Rauen | 1 | 1 | 51 | 50 | 100,0 | 100,0 | 15 | 10 | 758 | 504 | 6,7 | 70,0 |
| 12067413000 | Reichenwalde | 2 | 1 | 179 | 88 | 100,0 | 100,0 | 23 | 15 | 2.057 | 1.318 | 65,2 | 20,0 |
| 12067426000 | Rietz-Neuendorf | 3 | 1 | 74 | 24 | 100,0 | 100,0 | 38 | 29 | 931 | 706 | 26,3 | 24,1 |
| 12067438000 | Schlaubetal | | 2 | 0 | 109 | | 100,0 | 10 | 14 | 541 | 760 | 20,0 | 7,1 |
| 12067440000 | Schöneiche bei Berlin | 4 | 12 | 32 | 97 | 75,0 | 91,7 | 120 | 159 | 960 | 1.289 | 5,8 | 13,8 |
| 12067458000 | Siehdichum | | | 0 | 0 | | | 10 | 13 | 644 | 852 | 20,0 | 7,7 |
| 12067469000 | Spreehagen | 5 | 3 | 153 | 93 | 100,0 | 100,0 | 98 | 51 | 3.001 | 1.578 | 20,4 | 7,8 |
| 12067473000 | Steinhöfel | 5 | 1 | 113 | 23 | 80,0 | 100,0 | 55 | 44 | 1.247 | 1.007 | 23,6 | 27,3 |
| 12067481000 | Storkow (Mark) | 9 | 6 | 99 | 66 | 66,7 | 83,3 | 130 | 173 | 1.429 | 1.907 | 10,0 | 26,6 |
| 12067493000 | Tauche | 7 | 6 | 183 | 155 | 100,0 | 100,0 | 32 | 28 | 839 | 723 | 15,6 | 21,4 |
| 12067508000 | Vogelsang | | | 0 | 0 | | | 7 | 27 | 970 | 3.714 | 0,0 | 3,7 |
| 12067520000 | Wendisch Rietz | 1 | | 64 | 0 | 100,0 | | 28 | 41 | 1.781 | 2.678 | 7,1 | 22,0 |
| 12067528000 | Wiesenu | 2 | | 162 | 0 | 100,0 | | 13 | 20 | 1.055 | 1.589 | 30,8 | 15,0 |
| 12067544000 | Woltersdorf | 9 | 3 | 110 | 37 | 77,8 | 66,7 | 148 | 155 | 1.806 | 1.899 | 13,5 | 14,2 |
| 12067552000 | Ziltendorf | | | 0 | 0 | | | 6 | 9 | 397 | 589 | 100,0 | 11,1 |

Auszug aus PKS des Landes Brandenburg
Kennzahlen für ausgewählte Deliktbereiche

| Schlüssel | Bezeichnung | Bedrohung | | | | | | Diebstahl insgesamt | | | | | |
|--------------------|-------------------------------------|------------|------------|------------|------------|-------------|-------------|---------------------|--------------|--------------|--------------|-------------|-------------|
| | | 2018 | 2017 | 2018 | 2017 | 2018 | 2017 | 2018 | 2017 | 2018 | 2017 | 2018 | 2017 |
| | | erf. Fälle | | HZ | | AQ in % | | erf. Fälle | | HZ | | AQ in % | |
| 12068000000 | Landkreis Ostprignitz-Ruppin | 119 | 147 | 120 | 148 | 97,5 | 98,6 | 2.166 | 2.466 | 2.180 | 2.481 | 34,0 | 29,2 |
| 12068052000 | Breddin | 2 | 3 | 225 | 339 | 100,0 | 100,0 | 5 | 10 | 563 | 1.129 | 60,0 | 70,0 |
| 12068072000 | Dabergotz | | 1 | 0 | 164 | | 100,0 | 6 | 9 | 965 | 1.473 | 16,7 | 11,1 |
| 12068109000 | Dreetz | | 4 | 0 | 349 | | 100,0 | 8 | 27 | 702 | 2.354 | 25,0 | 14,8 |
| 12068117000 | Fehrbellin | 11 | 20 | 124 | 226 | 100,0 | 100,0 | 191 | 193 | 2.149 | 2.181 | 30,9 | 21,8 |
| 12068181000 | Heiligengrabe | 4 | 3 | 91 | 68 | 100,0 | 100,0 | 59 | 65 | 1.345 | 1.469 | 37,3 | 12,3 |
| 12068188000 | Herzberg (Mark) | 2 | 1 | 306 | 152 | 100,0 | 100,0 | 14 | 22 | 2.144 | 3.338 | 57,1 | 9,1 |
| 12068264000 | Kyritz | 16 | 16 | 171 | 174 | 100,0 | 100,0 | 191 | 291 | 2.037 | 3.166 | 28,8 | 30,6 |
| 12068280000 | Lindow (Mark) | 6 | 10 | 196 | 330 | 100,0 | 100,0 | 64 | 59 | 2.096 | 1.948 | 18,8 | 22,0 |
| 12068306000 | Märkisch Linden | | | 0 | 0 | | | 7 | 16 | 593 | 1.363 | 28,6 | 25,0 |
| 12068320000 | Neuruppin | 34 | 46 | 110 | 148 | 94,1 | 95,7 | 871 | 868 | 2.820 | 2.797 | 37,7 | 36,6 |
| 12068324000 | Neustadt (Dosse) | 3 | 5 | 87 | 147 | 100,0 | 100,0 | 53 | 96 | 1.534 | 2.819 | 17,0 | 30,2 |
| 12068353000 | Rheinsberg | 11 | 7 | 136 | 86 | 100,0 | 100,0 | 173 | 202 | 2.133 | 2.475 | 28,9 | 11,9 |
| 12068372000 | Rüthnick | | | 0 | 0 | | | 1 | 2 | 212 | 409 | 0,0 | 50,0 |
| 12068409000 | Sieversdorf-Hohenofen | 1 | 1 | 143 | 140 | 100,0 | 100,0 | 5 | 9 | 717 | 1.259 | 0,0 | 33,3 |
| 12068413000 | Storbeck-Frankendorf | | | 0 | 0 | | | | 4 | 0 | 846 | | 0,0 |
| 12068417000 | Stüdenitz-Schönermark | | 1 | 0 | 173 | | 100,0 | 3 | | 500 | 0 | 0,0 | |
| 12068425000 | Temnitzquell | | | 0 | 0 | | | 14 | 26 | 1.847 | 3.444 | 7,1 | 23,1 |
| 12068426000 | Temnitztal | 1 | | 69 | 0 | 100,0 | | 15 | 12 | 1.040 | 822 | 20,0 | 25,0 |
| 12068437000 | Vielitzsee | | | 0 | 0 | | | 5 | 2 | 1.080 | 437 | 20,0 | 0,0 |
| 12068452000 | Walsleben | | | 0 | 0 | | | 20 | 29 | 2.545 | 3.657 | 10,0 | 17,2 |
| 12068468000 | Wittstock/Dosse | 20 | 16 | 140 | 112 | 95,0 | 100,0 | 402 | 400 | 2.815 | 2.799 | 39,1 | 33,5 |
| 12068477000 | Wusterhausen/Dosse | 7 | 13 | 119 | 218 | 100,0 | 100,0 | 51 | 122 | 867 | 2.049 | 35,3 | 22,1 |
| 12068501000 | Zernitz-Lohm | 1 | | 116 | 0 | 100,0 | | 8 | 2 | 926 | 230 | 37,5 | 0,0 |
| 12069000000 | Landkreis Potsdam-Mittelmark | 196 | 219 | 92 | 103 | 91,3 | 92,7 | 4.363 | 4.667 | 2.046 | 2.199 | 24,1 | 26,9 |
| 12069017000 | Beelitz | 18 | 8 | 148 | 66 | 94,4 | 100,0 | 220 | 237 | 1.807 | 1.948 | 10,9 | 20,7 |
| 12069018000 | Beetzsee | | 2 | 0 | 78 | | 100,0 | 21 | 23 | 810 | 901 | 4,8 | 21,7 |
| 12069019000 | Beetzseeheide | 1 | 2 | 145 | 286 | 100,0 | 100,0 | 6 | 12 | 868 | 1.717 | 16,7 | 33,3 |
| 12069020000 | Bad Belzig | 9 | 28 | 81 | 252 | 88,9 | 96,4 | 241 | 243 | 2.166 | 2.187 | 27,4 | 19,8 |
| 12069028000 | Bensdorf | | | 0 | 0 | | | 22 | 13 | 1.811 | 1.052 | 4,5 | 23,1 |
| 12069052000 | Borkheide | 3 | 2 | 150 | 102 | 100,0 | 100,0 | 24 | 23 | 1.198 | 1.178 | 12,5 | 52,2 |
| 12069056000 | Borkwalde | 1 | 3 | 67 | 202 | 100,0 | 100,0 | 12 | 12 | 806 | 807 | 16,7 | 25,0 |
| 12069076000 | Brück | 6 | 3 | 150 | 75 | 83,3 | 100,0 | 60 | 65 | 1.498 | 1.625 | 26,7 | 15,4 |

Auszug aus PKS des Landes Brandenburg
Kennzahlen für ausgewählte Deliktsbereiche

| Schlüssel | Bezeichnung | Bedrohung | | | | | | Diebstahl insgesamt | | | | | |
|-------------|--------------------|------------|------|------|------|---------|-------|---------------------|------|--------|-------|---------|------|
| | | 2018 | 2017 | 2018 | 2017 | 2018 | 2017 | 2018 | 2017 | 2018 | 2017 | 2018 | 2017 |
| | | erf. Fälle | | HZ | | AQ in % | | erf. Fälle | | HZ | | AQ in % | |
| 12069089000 | Buckautal | 1 | | 204 | 0 | 100,0 | | 5 | 8 | 1.022 | 1.613 | 0,0 | 12,5 |
| 12069216000 | Golzow | | 1 | 0 | 76 | | 100,0 | 13 | 5 | 980 | 381 | 7,7 | 20,0 |
| 12069224000 | Görzke | 2 | 3 | 163 | 243 | 50,0 | 100,0 | 9 | 14 | 733 | 1.135 | 0,0 | 21,4 |
| 12069232000 | Gräben | | | 0 | 0 | | | 4 | 5 | 766 | 980 | 25,0 | 0,0 |
| 12069249000 | Groß Kreuz/Emster | 4 | 3 | 48 | 36 | 100,0 | 100,0 | 96 | 116 | 1.145 | 1.402 | 16,7 | 14,7 |
| 12069270000 | Havelsee | 7 | 2 | 217 | 62 | 100,0 | 100,0 | 23 | 29 | 712 | 894 | 17,4 | 17,2 |
| 12069304000 | Kleinmachnow | 9 | 9 | 44 | 44 | 88,9 | 77,8 | 517 | 624 | 2.509 | 3.023 | 37,1 | 19,7 |
| 12069306000 | Kloster Lehnin | 13 | 20 | 120 | 183 | 92,3 | 95,0 | 123 | 161 | 1.134 | 1.477 | 18,7 | 20,5 |
| 12069345000 | Linthe | 1 | | 110 | 0 | 100,0 | | 97 | 61 | 10.636 | 6.808 | 20,6 | 49,2 |
| 12069397000 | Michendorf | 12 | 10 | 96 | 81 | 100,0 | 70,0 | 208 | 182 | 1.672 | 1.483 | 11,5 | 15,9 |
| 12069402000 | Mühlenfließ | | | 0 | 0 | | | 79 | 26 | 8.957 | 2.876 | 26,6 | 15,4 |
| 12069448000 | Niemegk | 4 | 3 | 196 | 148 | 100,0 | 100,0 | 25 | 37 | 1.224 | 1.822 | 8,0 | 27,0 |
| 12069454000 | Nuthetal | 2 | 2 | 22 | 22 | 100,0 | 100,0 | 161 | 163 | 1.774 | 1.820 | 12,4 | 42,3 |
| 12069460000 | Päwesin | | | 0 | 0 | | | 8 | 9 | 1.600 | 1.727 | 25,0 | 11,1 |
| 12069470000 | Planebruch | | | 0 | 0 | | | 3 | 5 | 296 | 489 | 66,7 | 20,0 |
| 12069474000 | Planetal | 1 | 1 | 108 | 105 | 100,0 | 100,0 | 9 | 8 | 968 | 837 | 33,3 | 50,0 |
| 12069485000 | Rabenstein/Fläming | | | 0 | 0 | | | 22 | 21 | 2.699 | 2.618 | 13,6 | 33,3 |
| 12069537000 | Rosenau | | 1 | 0 | 107 | | 100,0 | 8 | 3 | 874 | 321 | 0,0 | 66,7 |
| 12069541000 | Roskow | | 1 | 0 | 84 | | 0,0 | 7 | 25 | 594 | 2.104 | 14,3 | 32,0 |
| 12069590000 | Schwielowsee | 8 | 14 | 75 | 132 | 62,5 | 100,0 | 139 | 218 | 1.308 | 2.063 | 17,3 | 16,1 |
| 12069596000 | Seddiner See | 9 | 8 | 195 | 180 | 77,8 | 100,0 | 189 | 110 | 4.103 | 2.475 | 10,1 | 15,5 |
| 12069604000 | Stahnsdorf | 15 | 11 | 98 | 72 | 80,0 | 90,9 | 248 | 300 | 1.624 | 1.969 | 20,2 | 21,3 |
| 12069616000 | Teltow | 22 | 31 | 85 | 121 | 90,9 | 87,1 | 840 | 866 | 3.261 | 3.374 | 39,9 | 38,7 |
| 12069632000 | Treuenbrietzen | 9 | 3 | 120 | 40 | 100,0 | 66,7 | 84 | 124 | 1.124 | 1.662 | 15,5 | 15,3 |
| 12069648000 | Wenzlow | | | 0 | 0 | | | 7 | 3 | 1.277 | 552 | 42,9 | 33,3 |
| 12069656000 | Werder (Havel) | 26 | 34 | 101 | 134 | 96,2 | 94,1 | 576 | 574 | 2.242 | 2.265 | 21,0 | 22,5 |
| 12069665000 | Wiesenburg/Mark | 2 | 2 | 47 | 46 | 100,0 | 100,0 | 44 | 41 | 1.030 | 953 | 20,5 | 14,6 |
| 12069680000 | Wollin | 2 | 1 | 238 | 118 | 100,0 | 100,0 | 25 | 12 | 2.973 | 1.422 | 4,0 | 8,3 |
| 12069688000 | Wusterwitz | 4 | 6 | 131 | 197 | 100,0 | 100,0 | 43 | 46 | 1.411 | 1.512 | 16,3 | 28,3 |
| 12069696000 | Ziesar | 5 | 5 | 205 | 205 | 100,0 | 100,0 | 145 | 243 | 5.938 | 9.943 | 13,1 | 63,4 |

Auszug aus PKS des Landes Brandenburg
Kennzahlen für ausgewählte Deliktsbereiche

| Schlüssel | Bezeichnung | Bedrohung | | | | | | Diebstahl insgesamt | | | | | |
|-------------|------------------------|------------|------|------|------|---------|-------|---------------------|-------|-------|-------|---------|-------|
| | | 2018 | 2017 | 2018 | 2017 | 2018 | 2017 | 2018 | 2017 | 2018 | 2017 | 2018 | 2017 |
| | | erf. Fälle | | HZ | | AQ in % | | erf. Fälle | | HZ | | AQ in % | |
| 12070000000 | Landkreis Prignitz | 71 | 84 | 92 | 108 | 93,0 | 95,2 | 1.470 | 1.564 | 1.903 | 2.010 | 33,8 | 35,0 |
| 12070008000 | Bad Wilsnack | 1 | 3 | 39 | 116 | 100,0 | 66,7 | 23 | 38 | 893 | 1.475 | 30,4 | 10,5 |
| 12070028000 | Berge | | | 0 | 0 | | | 9 | 8 | 1.200 | 1.038 | 22,2 | 100,0 |
| 12070052000 | Breese | | 2 | 0 | 136 | | 100,0 | 6 | 6 | 402 | 408 | 0,0 | 16,7 |
| 12070060000 | Cumlosen | | | 0 | 0 | | | 1 | 5 | 140 | 692 | 0,0 | 0,0 |
| 12070096000 | Gerdshagen | | | 0 | 0 | | | 2 | 7 | 406 | 1.403 | 0,0 | 57,1 |
| 12070125000 | Groß Pankow (Prignitz) | 2 | 8 | 52 | 202 | 100,0 | 100,0 | 24 | 35 | 619 | 883 | 37,5 | 31,4 |
| 12070145000 | Gültz-Reetz | | 1 | 0 | 214 | | 100,0 | 1 | 2 | 217 | 427 | 0,0 | 100,0 |
| 12070149000 | Gumtow | | 1 | 0 | 29 | | 100,0 | 21 | 20 | 623 | 588 | 19,0 | 65,0 |
| 12070153000 | Halenbeck-Rohlsdorf | | | 0 | 0 | | | 5 | 5 | 984 | 951 | 0,0 | 20,0 |
| 12070173000 | Karstädt | 2 | 2 | 33 | 33 | 50,0 | 100,0 | 52 | 74 | 868 | 1.231 | 25,0 | 31,1 |
| 12070222000 | Kümmernitztal | | | 0 | 0 | | | 5 | 10 | 1.340 | 2.618 | 0,0 | 60,0 |
| 12070236000 | Lanz | | | 0 | 0 | | | 9 | 6 | 1.215 | 808 | 33,3 | 16,7 |
| 12070241000 | Legde/Quitzebel | | | 0 | 0 | | | 7 | 7 | 1.159 | 1.176 | 0,0 | 0,0 |
| 12070244000 | Lenzen (Elbe) | 1 | 2 | 47 | 93 | 100,0 | 100,0 | 32 | 60 | 1.498 | 2.778 | 21,9 | 18,3 |
| 12070246000 | Lenzerwische | | | 0 | 0 | | | 3 | 6 | 671 | 1.336 | 33,3 | 0,0 |
| 12070266000 | Marienfließ | 2 | | 283 | 0 | 100,0 | | 6 | 8 | 849 | 1.154 | 33,3 | 37,5 |
| 12070280000 | Meyenburg | 1 | 1 | 48 | 47 | 100,0 | 100,0 | 21 | 32 | 998 | 1.505 | 28,6 | 43,8 |
| 12070296000 | Perleberg | 20 | 27 | 162 | 218 | 85,0 | 92,6 | 316 | 267 | 2.566 | 2.159 | 44,0 | 43,1 |
| 12070300000 | Pirow | | 1 | 0 | 221 | | 100,0 | 2 | 7 | 459 | 1.549 | 50,0 | 57,1 |
| 12070302000 | Plattenburg | 2 | 5 | 60 | 147 | 100,0 | 100,0 | 26 | 41 | 782 | 1.202 | 15,4 | 24,4 |
| 12070316000 | Pritzwalk | 10 | 10 | 83 | 83 | 100,0 | 100,0 | 300 | 260 | 2.498 | 2.158 | 40,0 | 43,5 |
| 12070325000 | Putlitz | | 1 | 0 | 37 | | 100,0 | 46 | 39 | 1.699 | 1.425 | 17,4 | 25,6 |
| 12070348000 | Rühstädt | | | 0 | 0 | | | 5 | 6 | 1.064 | 1.271 | 40,0 | 50,0 |
| 12070393000 | Triglitz | | | 0 | 0 | | | 24 | 12 | 4.781 | 2.516 | 16,7 | 66,7 |
| 12070416000 | Weisen | | | 0 | 0 | | | 9 | 12 | 943 | 1.240 | 33,3 | 8,3 |
| 12070424000 | Wittenberge | 30 | 20 | 174 | 115 | 96,7 | 95,0 | 515 | 591 | 2.994 | 3.413 | 31,5 | 30,6 |
| 12071000000 | Landkreis Spree-Neiße | 156 | 134 | 135 | 115 | 92,3 | 93,3 | 2.853 | 3.433 | 2.471 | 2.939 | 21,8 | 20,8 |
| 12071028000 | Briesen | 1 | | 131 | 0 | 100,0 | | 5 | 2 | 655 | 262 | 20,0 | 0,0 |
| 12071032000 | Burg (Spreewald) | 7 | 4 | 164 | 93 | 100,0 | 100,0 | 61 | 75 | 1.427 | 1.737 | 19,7 | 6,7 |
| 12071041000 | Dissen-Striesow | | | 0 | 0 | | | 6 | 7 | 610 | 705 | 16,7 | 42,9 |
| 12071044000 | Döbern | 3 | 3 | 92 | 91 | 33,3 | 100,0 | 83 | 74 | 2.554 | 2.249 | 41,0 | 27,0 |
| 12071052000 | Drachhausen | 1 | | 125 | 0 | 100,0 | | 9 | 9 | 1.125 | 1.119 | 11,1 | 22,2 |

Auszug aus PKS des Landes Brandenburg
Kennzahlen für ausgewählte Deliktbereiche

| Schlüssel | Bezeichnung | Bedrohung | | | | | | Diebstahl insgesamt | | | | | |
|--------------------|---------------------------------|------------|------------|------------|------------|-------------|-------------|---------------------|--------------|--------------|--------------|-------------|-------------|
| | | 2018 | 2017 | 2018 | 2017 | 2018 | 2017 | 2018 | 2017 | 2018 | 2017 | 2018 | 2017 |
| | | erf. Fälle | | HZ | | AQ in % | | erf. Fälle | | HZ | | AQ in % | |
| 12071057000 | Drebkau | 7 | 14 | 125 | 250 | 100,0 | 100,0 | 62 | 49 | 1.111 | 873 | 14,5 | 26,5 |
| 12071060000 | Drehnow | | | 0 | 0 | | | 2 | 1 | 384 | 186 | 0,0 | 0,0 |
| 12071074000 | Felixsee | 1 | 2 | 53 | 104 | 100,0 | 100,0 | 19 | 21 | 1.001 | 1.087 | 5,3 | 14,3 |
| 12071076000 | Forst (Lausitz) | 43 | 28 | 234 | 150 | 95,3 | 92,9 | 898 | 1.266 | 4.893 | 6.788 | 24,5 | 19,4 |
| 12071153000 | Groß Schacksdorf-Simmersdorf | | 5 | 0 | 449 | | 100,0 | 15 | 17 | 1.463 | 1.526 | 40,0 | 17,6 |
| 12071160000 | Guben | 40 | 30 | 233 | 172 | 92,5 | 86,7 | 689 | 683 | 4.012 | 3.909 | 23,2 | 21,5 |
| 12071164000 | Guhrow | | | 0 | 0 | | | 2 | 7 | 384 | 1.346 | 50,0 | 71,4 |
| 12071176000 | Heinersbrück | | | 0 | 0 | | | 6 | 10 | 1.047 | 1.724 | 0,0 | 0,0 |
| 12071189000 | Jämlitz-Klein Düben | | | 0 | 0 | | | 8 | 4 | 1.709 | 846 | 0,0 | 25,0 |
| 12071193000 | Jänschwalde | 4 | 3 | 260 | 192 | 100,0 | 100,0 | 26 | 30 | 1.692 | 1.919 | 11,5 | 16,7 |
| 12071244000 | Kolkwitz | 3 | 11 | 33 | 120 | 66,7 | 100,0 | 119 | 129 | 1.295 | 1.404 | 12,6 | 17,1 |
| 12071294000 | Weiße-Malxetal | 2 | 1 | 123 | 62 | 100,0 | 100,0 | 18 | 23 | 1.108 | 1.416 | 22,2 | 21,7 |
| 12071301000 | Neuhausen/Spree | 3 | 1 | 61 | 20 | 100,0 | 100,0 | 50 | 47 | 1.013 | 949 | 18,0 | 10,6 |
| 12071304000 | Peitz | 4 | 3 | 92 | 68 | 100,0 | 66,7 | 74 | 95 | 1.696 | 2.159 | 16,2 | 9,5 |
| 12071337000 | Schenkendöbern | 4 | 1 | 111 | 28 | 100,0 | 0,0 | 38 | 38 | 1.052 | 1.052 | 13,2 | 7,9 |
| 12071341000 | Schmogrow-Fehrow | | 1 | 0 | 126 | | 100,0 | 3 | 7 | 380 | 884 | 0,0 | 42,9 |
| 12071372000 | Spremberg | 25 | 25 | 111 | 110 | 84,0 | 92,0 | 531 | 616 | 2.365 | 2.708 | 19,4 | 24,8 |
| 12071384000 | Tauer | 1 | | 144 | 0 | 100,0 | | 3 | 7 | 432 | 1.003 | 0,0 | 28,6 |
| 12071386000 | Teichland | | 1 | 0 | 87 | | 100,0 | 6 | 17 | 537 | 1.487 | 0,0 | 11,8 |
| 12071392000 | Tschernitz | | | 0 | 0 | | | 12 | 17 | 969 | 1.357 | 25,0 | 5,9 |
| 12071401000 | Turnow-Preilack | | | 0 | 0 | | | 5 | 8 | 437 | 697 | 20,0 | 12,5 |
| 12071408000 | Welzow | 6 | 1 | 172 | 28 | 100,0 | 200,0 | 84 | 133 | 2.407 | 3.744 | 21,4 | 38,3 |
| 12071412000 | Werben | | | 0 | 0 | | | 10 | 8 | 591 | 466 | 10,0 | 37,5 |
| 12071414000 | Wiesengrund | 1 | | 72 | 0 | 100,0 | | 9 | 33 | 649 | 2.400 | 11,1 | 3,0 |
| 12072000000 | Landkreis Teltow-Fläming | 241 | 240 | 144 | 146 | 93,4 | 92,5 | 3.884 | 4.192 | 2.327 | 2.544 | 24,8 | 27,0 |
| 12072002000 | Am Mellensee | 7 | 6 | 104 | 90 | 100,0 | 100,0 | 64 | 47 | 949 | 703 | 26,6 | 25,5 |
| 12072014000 | Baruth/Mark | 8 | | 193 | 0 | 87,5 | | 94 | 96 | 2.272 | 2.330 | 12,8 | 10,4 |
| 12072017000 | Blankenfelde-Mahlow | 37 | 31 | 135 | 115 | 94,6 | 90,3 | 675 | 720 | 2.465 | 2.675 | 20,7 | 20,0 |
| 12072053000 | Dahme/Mark | 3 | 2 | 61 | 40 | 100,0 | 100,0 | 68 | 60 | 1.379 | 1.201 | 20,6 | 25,0 |
| 12072055000 | Dahmetal | | | 0 | 0 | | | 8 | 3 | 1.681 | 630 | 62,5 | 0,0 |
| 12072120000 | Großbeeren | 24 | 20 | 286 | 243 | 95,8 | 95,0 | 222 | 263 | 2.645 | 3.197 | 27,9 | 18,3 |
| 12072157000 | Ihlow | | | 0 | 0 | | | 6 | 2 | 878 | 283 | 0,0 | 100,0 |
| 12072169000 | Jüterbog | 25 | 25 | 202 | 203 | 80,0 | 84,0 | 272 | 274 | 2.195 | 2.226 | 33,8 | 35,0 |

Auszug aus PKS des Landes Brandenburg
Kennzahlen für ausgewählte Deliktsbereiche

| Schlüssel | Bezeichnung | Bedrohung | | | | | | Diebstahl insgesamt | | | | | |
|--------------------|----------------------------|------------|------------|------------|------------|-------------|-------------|---------------------|--------------|--------------|--------------|-------------|-------------|
| | | 2018 | 2017 | 2018 | 2017 | 2018 | 2017 | 2018 | 2017 | 2018 | 2017 | 2018 | 2017 |
| | | erf. Fälle | | HZ | | AQ in % | | erf. Fälle | | HZ | | AQ in % | |
| 12072232000 | Luckenwalde | 45 | 57 | 218 | 278 | 93,3 | 91,2 | 714 | 758 | 3.454 | 3.694 | 28,3 | 40,9 |
| 12072240000 | Ludwigfelde | 31 | 31 | 121 | 123 | 96,8 | 96,8 | 889 | 964 | 3.464 | 3.819 | 26,0 | 23,8 |
| 12072297000 | Niedergörsdorf | 9 | 12 | 147 | 197 | 88,9 | 83,3 | 85 | 56 | 1.388 | 917 | 25,9 | 33,9 |
| 12072298000 | Niederer Fläming | 2 | | 65 | 0 | 100,0 | | 20 | 10 | 648 | 323 | 15,0 | 10,0 |
| 12072312000 | Nuthe-Urstromtal | 3 | 6 | 46 | 91 | 100,0 | 83,3 | 41 | 50 | 623 | 755 | 26,8 | 22,0 |
| 12072340000 | Rangsdorf | 10 | 9 | 89 | 81 | 90,0 | 100,0 | 197 | 252 | 1.747 | 2.257 | 18,8 | 15,1 |
| 12072426000 | Trebbin | 4 | 11 | 42 | 116 | 75,0 | 100,0 | 132 | 165 | 1.399 | 1.742 | 20,5 | 20,0 |
| 12072477000 | Zossen | 33 | 30 | 174 | 166 | 100,0 | 96,7 | 397 | 472 | 2.099 | 2.606 | 22,2 | 34,3 |
| 12073000000 | Landkreis Uckermark | 244 | 275 | 203 | 228 | 91,4 | 96,7 | 2.514 | 2.339 | 2.089 | 1.935 | 31,4 | 35,7 |
| 12073008000 | Angermünde | 31 | 23 | 224 | 167 | 96,8 | 95,7 | 365 | 287 | 2.638 | 2.080 | 27,9 | 37,6 |
| 12073032000 | Berkholz-Meyenburg | | 1 | 0 | 80 | | 100,0 | 11 | 12 | 897 | 957 | 9,1 | 0,0 |
| 12073069000 | Boitzenburger Land | 6 | 8 | 190 | 252 | 50,0 | 87,5 | 38 | 34 | 1.206 | 1.073 | 42,1 | 17,6 |
| 12073085000 | Brüssow | | | 0 | 0 | | | 9 | 10 | 484 | 531 | 22,2 | 50,0 |
| 12073093000 | Carmzow-Wallmow | | 1 | 0 | 157 | | 100,0 | 11 | 6 | 1.792 | 943 | 18,2 | 83,3 |
| 12073097000 | Casekow | 6 | 7 | 317 | 370 | 100,0 | 100,0 | 20 | 19 | 1.058 | 1.003 | 20,0 | 52,6 |
| 12073157000 | Flieth-Stegelitz | 1 | | 187 | 0 | 100,0 | | 9 | 4 | 1.679 | 738 | 22,2 | 25,0 |
| 12073189000 | Gartz (Oder) | 4 | 3 | 157 | 119 | 100,0 | 100,0 | 18 | 25 | 706 | 994 | 11,1 | 36,0 |
| 12073201000 | Gerswalde | 5 | 2 | 319 | 126 | 100,0 | 100,0 | 10 | 15 | 638 | 942 | 40,0 | 46,7 |
| 12073216000 | Göritz | | | 0 | 0 | | | 1 | 4 | 124 | 504 | 0,0 | 75,0 |
| 12073225000 | Gramzow | 1 | | 54 | 0 | 100,0 | | 13 | 14 | 700 | 738 | 15,4 | 21,4 |
| 12073261000 | Grünow | | | 0 | 0 | | | 2 | 9 | 212 | 972 | 100,0 | 11,1 |
| 12073309000 | Hohenselchow-Groß Pinnow | 2 | 1 | 256 | 127 | 50,0 | 100,0 | 6 | 3 | 769 | 382 | 50,0 | 66,7 |
| 12073384000 | Lychen | 2 | 5 | 62 | 155 | 50,0 | 100,0 | 48 | 46 | 1.497 | 1.428 | 35,4 | 45,7 |
| 12073386000 | Mark Landin | 3 | 1 | 296 | 100 | 100,0 | 100,0 | 7 | 11 | 691 | 1.103 | 57,1 | 18,2 |
| 12073393000 | Mescherin | 4 | | 485 | 0 | 100,0 | | 10 | 17 | 1.212 | 2.120 | 30,0 | 23,5 |
| 12073396000 | Milmersdorf | 6 | 8 | 415 | 552 | 100,0 | 100,0 | 15 | 17 | 1.037 | 1.174 | 33,3 | 17,6 |
| 12073404000 | Mittenwalde | | | 0 | 0 | | | 5 | 3 | 1.397 | 817 | 0,0 | 0,0 |
| 12073429000 | Nordwestuckermark | 2 | 8 | 47 | 187 | 100,0 | 75,0 | 35 | 25 | 824 | 585 | 8,6 | 8,0 |
| 12073430000 | Oberuckersee | 1 | 4 | 60 | 238 | 100,0 | 100,0 | 20 | 19 | 1.195 | 1.130 | 40,0 | 15,8 |
| 12073440000 | Pinnow | 3 | 6 | 333 | 685 | 100,0 | 116,7 | 15 | 7 | 1.667 | 799 | 6,7 | 14,3 |
| 12073452000 | Prenzlau | 61 | 71 | 319 | 368 | 95,1 | 97,2 | 611 | 664 | 3.197 | 3.444 | 50,9 | 43,8 |
| 12073458000 | Randowtal | 1 | | 108 | 0 | 100,0 | | 26 | 14 | 2.802 | 1.522 | 19,2 | 21,4 |
| 12073490000 | Schenkenberg | 1 | 1 | 160 | 164 | 100,0 | 100,0 | 8 | 7 | 1.280 | 1.149 | 0,0 | 14,3 |

Auszug aus PKS des Landes Brandenburg
Kennzahlen für ausgewählte Deliktbereiche

| Schlüssel | Bezeichnung | Bedrohung | | | | | | Diebstahl insgesamt | | | | | |
|-------------|--------------------|------------|------|------|------|---------|-------|---------------------|------|-------|-------|---------|------|
| | | 2018 | 2017 | 2018 | 2017 | 2018 | 2017 | 2018 | 2017 | 2018 | 2017 | 2018 | 2017 |
| | | erf. Fälle | | HZ | | AQ in % | | erf. Fälle | | HZ | | AQ in % | |
| 12073505000 | Schöneberg | 1 | 2 | 123 | 238 | 100,0 | 100,0 | 9 | 14 | 1.110 | 1.667 | 11,1 | 14,3 |
| 12073520000 | Schönfeld | 1 | 2 | 169 | 335 | 100,0 | 100,0 | 14 | 12 | 2.361 | 2.010 | 0,0 | 0,0 |
| 12073532000 | Schwedt/Oder | 57 | 49 | 190 | 162 | 87,7 | 95,9 | 830 | 657 | 2.760 | 2.177 | 23,3 | 30,3 |
| 12073565000 | Tantow | 1 | | 125 | 0 | 100,0 | | 7 | 6 | 874 | 769 | 0,0 | 16,7 |
| 12073569000 | Temmen-Ringenwalde | | 2 | 0 | 371 | | 100,0 | 7 | 2 | 1.321 | 371 | 14,3 | 0,0 |
| 12073572000 | Templin | 40 | 62 | 250 | 385 | 87,5 | 96,8 | 286 | 316 | 1.790 | 1.961 | 30,8 | 40,5 |
| 12073578000 | Uckerfelde | 2 | 1 | 215 | 106 | 100,0 | 100,0 | 16 | 18 | 1.719 | 1.909 | 18,8 | 16,7 |
| 12073579000 | Uckerland | 2 | 3 | 75 | 111 | 100,0 | 100,0 | 20 | 22 | 751 | 817 | 15,0 | 27,3 |
| 12073603000 | Passow | | 1 | 0 | 68 | | 100,0 | 9 | 17 | 619 | 1.161 | 0,0 | 23,5 |
| 12073645000 | Zichow | | 3 | 0 | 530 | | 100,0 | 3 | 3 | 531 | 530 | 33,3 | 0,0 |

Auszug aus PKS des Landes Brandenburg
Kennzahlen für ausgewählte Deliktbereiche

| Schlüssel | Bezeichnung | Diebstahl von Kraftwagen | | | | | | Diebstahl von Fahrrädern | | | | | |
|-------------------|-------------------------------|--------------------------|--------------|-----------|------------|-------------|-------------|--------------------------|---------------|------------|------------|-------------|-------------|
| | | 2018 | 2017 | 2018 | 2017 | 2018 | 2017 | 2018 | 2017 | 2018 | 2017 | 2018 | 2017 |
| | | erf. Fälle | | HZ | | AQ in % | | erf. Fälle | | HZ | | AQ in % | |
| 1200000000 | Bundesland Brandenburg | 2.350 | 2.513 | 94 | 101 | 18,4 | 20,2 | 12.415 | 12.243 | 496 | 491 | 10,9 | 11,2 |
| 1205100000 | Brandenburg an der Havel | 50 | 57 | 70 | 80 | 16,0 | 19,3 | 344 | 354 | 479 | 494 | 7,3 | 6,2 |
| 1205200000 | Cottbus | 164 | 157 | 162 | 156 | 13,4 | 12,7 | 921 | 1.007 | 912 | 1.003 | 8,6 | 10,1 |
| 1205300000 | Frankfurt (Oder) | 87 | 148 | 149 | 254 | 8,0 | 23,0 | 202 | 349 | 347 | 600 | 5,0 | 5,2 |
| 1205400000 | Potsdam | 153 | 236 | 87 | 137 | 19,6 | 27,1 | 1.986 | 1.416 | 1.130 | 824 | 5,2 | 20,9 |
| 1206000000 | Landkreis Barnim | 120 | 124 | 66 | 69 | 20,0 | 21,8 | 576 | 686 | 318 | 382 | 6,1 | 9,8 |
| 12060005000 | Ahrensfelde | 13 | 16 | 98 | 122 | 7,7 | 18,8 | 17 | 14 | 128 | 107 | 0,0 | 0,0 |
| 12060012000 | Althüttendorf | | 1 | 0 | 177 | | 0,0 | | | 0 | 0 | | |
| 12060020000 | Bernau bei Berlin | 36 | 37 | 94 | 98 | 22,2 | 10,8 | 188 | 187 | 492 | 496 | 5,3 | 17,1 |
| 12060024000 | Biesenthal | 3 | 3 | 52 | 53 | 33,3 | 33,3 | 8 | 6 | 140 | 106 | 0,0 | 0,0 |
| 12060034000 | Breydin | | | 0 | 0 | | | | 1 | 0 | 131 | | 0,0 |
| 12060036000 | Britz | | | 0 | 0 | | | 2 | 3 | 96 | 141 | 0,0 | 33,3 |
| 12060045000 | Chorin | | 1 | 0 | 44 | | 0,0 | 1 | | 43 | 0 | 0,0 | |
| 12060052000 | Eberswalde | 31 | 30 | 77 | 75 | 38,7 | 20,0 | 160 | 189 | 398 | 472 | 10,0 | 10,1 |
| 12060068000 | Friedrichswalde | | | 0 | 0 | | | | | 0 | 0 | | |
| 12060092000 | Hohenfinow | | | 0 | 0 | | | | | 0 | 0 | | |
| 12060100000 | Joachimsthal | | 2 | 0 | 58 | | 50,0 | 5 | | 148 | 0 | 20,0 | |
| 12060128000 | Liepe | | | 0 | 0 | | | | | 0 | 0 | | |
| 12060149000 | Lunow-Stolzenhagen | | 1 | 0 | 83 | | 0,0 | | | 0 | 0 | | |
| 12060154000 | Marlenwerder | | | 0 | 0 | | | 2 | 1 | 118 | 59 | 0,0 | 0,0 |
| 12060161000 | Melchow | | | 0 | 0 | | | | 2 | 0 | 215 | | 0,0 |
| 12060172000 | Niederfinow | | 1 | 0 | 167 | | 0,0 | | 1 | 0 | 167 | | 100,0 |
| 12060176000 | Oderberg | | 1 | 0 | 46 | | 100,0 | | 2 | 0 | 92 | | 50,0 |
| 12060181000 | Panketal | 14 | 7 | 69 | 34 | 7,1 | 28,6 | 122 | 174 | 598 | 855 | 1,6 | 5,2 |
| 12060185000 | Parsteinsee | | | 0 | 0 | | | | | 0 | 0 | | |
| 12060192000 | Rüdnitz | 3 | 1 | 151 | 52 | 0,0 | 0,0 | 2 | 5 | 101 | 260 | 0,0 | 0,0 |
| 12060198000 | Schorfheide | 2 | 4 | 20 | 40 | 0,0 | 0,0 | 5 | 9 | 50 | 90 | 0,0 | 0,0 |
| 12060250000 | Sydower Fließ | | 1 | 0 | 107 | | 0,0 | | | 0 | 0 | | |
| 12060269000 | Wandlitz | 15 | 10 | 66 | 45 | 6,7 | 60,0 | 55 | 84 | 244 | 376 | 0,0 | 4,8 |
| 12060280000 | Werneuchen | 3 | 7 | 34 | 82 | 0,0 | 28,6 | 8 | 8 | 91 | 93 | 62,5 | 0,0 |
| 12060296000 | Ziethen | | 1 | 0 | 226 | | 100,0 | 1 | | 226 | 0 | 100,0 | |

Auszug aus PKS des Landes Brandenburg
Kennzahlen für ausgewählte Deliktbereiche

| Schlüssel | Bezeichnung | Diebstahl von Kraftwagen | | | | | | Diebstahl von Fahrrädern | | | | | |
|-------------|---------------------------|--------------------------|------|-------|------|---------|-------|--------------------------|------|-------|-------|---------|------|
| | | 2018 | 2017 | 2018 | 2017 | 2018 | 2017 | 2018 | 2017 | 2018 | 2017 | 2018 | 2017 |
| | | erf. Fälle | | HZ | | AQ in % | | erf. Fälle | | HZ | | AQ in % | |
| 12061000000 | Landkreis Dahme-Spreewald | 213 | 214 | 127 | 129 | 20,2 | 13,6 | 914 | 860 | 546 | 518 | 8,3 | 6,4 |
| 12061005000 | Alt Zauche-Wußwerk | | | 0 | 0 | | | | | 0 | 0 | | |
| 12061017000 | Bersteland | | 1 | 0 | 111 | | 0,0 | 1 | 2 | 114 | 222 | 0,0 | 0,0 |
| 12061020000 | Bestensee | 4 | 9 | 51 | 120 | 25,0 | 11,1 | 15 | 23 | 193 | 307 | 6,7 | 0,0 |
| 12061061000 | Byhleguhre-Byhlen | | | 0 | 0 | | | 1 | | 137 | 0 | 0,0 | |
| 12061097000 | Drahnsdorf | | | 0 | 0 | | | | 1 | 0 | 163 | | 0,0 |
| 12061112000 | Eichwalde | 6 | 5 | 93 | 77 | 0,0 | 0,0 | 90 | 121 | 1.396 | 1.864 | 1,1 | 2,5 |
| 12061164000 | Golßen | 1 | 1 | 39 | 39 | 200,0 | 0,0 | 8 | 1 | 313 | 39 | 37,5 | 0,0 |
| 12061192000 | Groß Köris | 6 | 2 | 262 | 88 | 0,0 | 50,0 | 4 | 2 | 174 | 88 | 0,0 | 0,0 |
| 12061216000 | Halbe | 3 | 2 | 125 | 81 | 0,0 | 50,0 | 3 | 6 | 125 | 244 | 0,0 | 16,7 |
| 12061217000 | Heidesee | 3 | 2 | 42 | 28 | 0,0 | 50,0 | 9 | 10 | 126 | 141 | 0,0 | 10,0 |
| 12061219000 | Heideblick | 1 | 1 | 28 | 28 | 0,0 | 100,0 | | 1 | 0 | 28 | | 0,0 |
| 12061224000 | Jamlitz | | | 0 | 0 | | | | 1 | 0 | 188 | | 0,0 |
| 12061244000 | Kasel-Golzig | | | 0 | 0 | | | 1 | | 145 | 0 | 100,0 | |
| 12061260000 | Königs Wusterhausen | 53 | 78 | 144 | 214 | 9,4 | 9,0 | 380 | 334 | 1.035 | 916 | 9,5 | 4,5 |
| 12061265000 | Krausnick-Groß Wasserburg | 8 | 4 | 1.345 | 668 | 12,5 | 0,0 | 2 | | 336 | 0 | 50,0 | |
| 12061308000 | Lieberose | | | 0 | 0 | | | | 1 | 0 | 74 | | 0,0 |
| 12061316000 | Lübben (Spreewald) | 21 | 15 | 150 | 108 | 52,4 | 13,3 | 128 | 114 | 917 | 822 | 16,4 | 15,8 |
| 12061320000 | Luckau | 2 | 4 | 21 | 42 | 50,0 | 25,0 | 18 | 12 | 185 | 125 | 5,6 | 25,0 |
| 12061328000 | Märkisch Buchholz | | | 0 | 0 | | | 1 | | 124 | 0 | 0,0 | |
| 12061329000 | Märkische Heide | 2 | 3 | 52 | 77 | 50,0 | 66,7 | | 1 | 0 | 26 | | 0,0 |
| 12061332000 | Mittenwalde | 12 | 15 | 132 | 168 | 25,0 | 6,7 | 11 | 7 | 121 | 78 | 9,1 | 28,6 |
| 12061344000 | Münchehofe | | | 0 | 0 | | | | | 0 | 0 | | |
| 12061352000 | Neu Zauche | | 1 | 0 | 90 | | 0,0 | | 1 | 0 | 90 | | 0,0 |
| 12061405000 | Rietzneuendorf-Staakow | | | 0 | 0 | | | | | 0 | 0 | | |
| 12061428000 | Schlepzig | | | 0 | 0 | | | | 1 | 0 | 164 | | 0,0 |
| 12061433000 | Schönefeld | 54 | 36 | 369 | 250 | 11,1 | 5,6 | 41 | 30 | 280 | 208 | 7,3 | 10,0 |
| 12061435000 | Schönwald | 2 | | 173 | 0 | 50,0 | | | 1 | 0 | 85 | | 0,0 |
| 12061444000 | Schulzendorf | 3 | 5 | 37 | 63 | 0,0 | 40,0 | 6 | 10 | 73 | 126 | 0,0 | 20,0 |
| 12061448000 | Schwerin | | 1 | 0 | 123 | | 100,0 | 1 | | 122 | 0 | 0,0 | |
| 12061450000 | Schwielochsee | | 1 | 0 | 67 | | 100,0 | 3 | 1 | 202 | 67 | 0,0 | 0,0 |
| 12061470000 | Spreewaldheide | 1 | | 208 | 0 | 0,0 | | 1 | | 208 | 0 | 0,0 | |
| 12061471000 | Steinreich | 1 | | 204 | 0 | 100,0 | | | | 0 | 0 | | |

Auszug aus PKS des Landes Brandenburg
Kennzahlen für ausgewählte Deliktbereiche

| Schlüssel | Bezeichnung | Diebstahl von Kraftwagen | | | | | | Diebstahl von Fahrrädern | | | | | |
|--------------------|------------------------------|--------------------------|-----------|-----------|-----------|-------------|-------------|--------------------------|------------|------------|------------|------------|-------------|
| | | 2018 | 2017 | 2018 | 2017 | 2018 | 2017 | 2018 | 2017 | 2018 | 2017 | 2018 | 2017 |
| | | erf. Fälle | | HZ | | AQ in % | | erf. Fälle | | HZ | | AQ in % | |
| 12061476000 | Straupitz | | | 0 | 0 | | | | 1 | 0 | 105 | | 0,0 |
| 12061492000 | Teupitz | 2 | 4 | 106 | 214 | 50,0 | 25,0 | 4 | | 213 | 0 | 0,0 | |
| 12061510000 | Unterspreewald | 2 | 1 | 241 | 118 | 50,0 | 0,0 | | | 0 | 0 | | |
| 12061540000 | Wildau | 16 | 17 | 159 | 169 | 37,5 | 17,6 | 73 | 69 | 723 | 686 | 6,8 | 4,3 |
| 12061572000 | Zeuthen | 10 | 6 | 89 | 53 | 10,0 | 16,7 | 113 | 109 | 1.000 | 967 | 1,8 | 2,8 |
| 12062000000 | Landkreis Elbe-Elster | 28 | 33 | 27 | 32 | 28,6 | 42,4 | 343 | 337 | 332 | 323 | 9,0 | 10,7 |
| 12062024000 | Bad Liebenwerda | 3 | 5 | 32 | 54 | 100,0 | 0,0 | 29 | 30 | 312 | 323 | 13,8 | 10,0 |
| 12062088000 | Crinitz | | | 0 | 0 | | | | | 0 | 0 | | |
| 12062092000 | Doberlug-Kirchhain | 1 | 1 | 11 | 11 | 0,0 | 0,0 | 28 | 36 | 310 | 392 | 21,4 | 11,1 |
| 12062124000 | Elsterwerda | 4 | 4 | 50 | 49 | 0,0 | 0,0 | 44 | 44 | 552 | 542 | 11,4 | 6,8 |
| 12062128000 | Falkenberg/Elster | 4 | 1 | 62 | 15 | 25,0 | 100,0 | 17 | 24 | 265 | 372 | 11,8 | 8,3 |
| 12062134000 | Fichtwald | | | 0 | 0 | | | | | 0 | 0 | | |
| 12062140000 | Finsterwalde | 4 | 3 | 24 | 18 | 75,0 | 66,7 | 162 | 99 | 987 | 600 | 6,8 | 11,1 |
| 12062177000 | Gorden-Staupitz | 1 | | 105 | 0 | 0,0 | | | 1 | 0 | 105 | | 0,0 |
| 12062196000 | Gröden | | | 0 | 0 | | | 1 | 4 | 74 | 290 | 0,0 | 0,0 |
| 12062208000 | Großthiemig | | | 0 | 0 | | | 1 | | 96 | 0 | 0,0 | |
| 12062219000 | Heideland | | | 0 | 0 | | | | | 0 | 0 | | |
| 12062224000 | Herzberg/Elster | 2 | 10 | 22 | 110 | 0,0 | 20,0 | 44 | 56 | 484 | 613 | 2,3 | 19,6 |
| 12062232000 | Hirschfeld | | | 0 | 0 | | | 1 | 1 | 81 | 80 | 0,0 | 0,0 |
| 12062237000 | Hohenbucko | | | 0 | 0 | | | | | 0 | 0 | | |
| 12062240000 | Hohenleipisch | 1 | 1 | 49 | 49 | 0,0 | 0,0 | 1 | | 49 | 0 | 0,0 | |
| 12062282000 | Kremitzau | | | 0 | 0 | | | | | 0 | 0 | | |
| 12062289000 | Lebusa | | | 0 | 0 | | | | | 0 | 0 | | |
| 12062293000 | Lichterfeld-Schacksdorf | | 1 | 0 | 90 | | 100,0 | 2 | 6 | 197 | 541 | 0,0 | 16,7 |
| 12062333000 | Massen-Niederlausitz | 1 | 2 | 53 | 104 | 0,0 | 50,0 | 5 | 10 | 264 | 521 | 0,0 | 0,0 |
| 12062336000 | Merzdorf | | | 0 | 0 | | | | | 0 | 0 | | |
| 12062341000 | Mühlberg/Elbe | 1 | 1 | 27 | 26 | 0,0 | 100,0 | | | 0 | 0 | | |
| 12062372000 | Plessa | | | 0 | 0 | | | 3 | 5 | 113 | 187 | 33,3 | 0,0 |
| 12062410000 | Röderland | | 1 | 0 | 26 | | 0,0 | 1 | 7 | 26 | 179 | 0,0 | 0,0 |
| 12062417000 | Rückersdorf | 1 | 1 | 74 | 72 | 0,0 | 100,0 | | 1 | 0 | 72 | | 0,0 |
| 12062425000 | Sallgast | 1 | | 68 | 0 | 0,0 | | | | 0 | 0 | | |
| 12062440000 | Schilda | | | 0 | 0 | | | | | 0 | 0 | | |
| 12062445000 | Schlieben | | | 0 | 0 | | | 2 | | 83 | 0 | 0,0 | |

Auszug aus PKS des Landes Brandenburg
Kennzahlen für ausgewählte Deliktbereiche

| Schlüssel | Bezeichnung | Diebstahl von Kraftwagen | | | | | | Diebstahl von Fahrrädern | | | | | |
|--------------------|----------------------------|--------------------------|------------|-----------|-----------|-------------|-------------|--------------------------|------------|------------|------------|------------|-------------|
| | | 2018 | 2017 | 2018 | 2017 | 2018 | 2017 | 2018 | 2017 | 2018 | 2017 | 2018 | 2017 |
| | | erf. Fälle | | HZ | | AQ in % | | erf. Fälle | | HZ | | AQ in % | |
| 12062453000 | Schönborn | | 1 | 0 | 64 | | 100,0 | | | 0 | 0 | | |
| 12062461000 | Schönwalde | | | 0 | 0 | | | | 3 | 0 | 97 | | 0,0 |
| 12062464000 | Schraden | | | 0 | 0 | | | | | 0 | 0 | | |
| 12062469000 | Sonnenwalde | 1 | | 31 | 0 | 100,0 | | 2 | 5 | 61 | 153 | 50,0 | 0,0 |
| 12062492000 | Tröbitz | 1 | | 143 | 0 | 0,0 | | | 2 | 0 | 280 | | 0,0 |
| 12062500000 | Uebigau-Wahrenbrück | 2 | 1 | 38 | 19 | 0,0 | 100,0 | | 3 | 0 | 56 | | 33,3 |
| 12063000000 | Landkreis Havelland | 113 | 127 | 70 | 80 | 10,6 | 15,0 | 880 | 879 | 548 | 550 | 7,3 | 13,4 |
| 12063036000 | Brieselang | 5 | 9 | 43 | 78 | 20,0 | 0,0 | 44 | 38 | 376 | 329 | 4,5 | 5,3 |
| 12063056000 | Dallgow-Döberitz | 14 | 12 | 141 | 121 | 7,1 | 0,0 | 41 | 64 | 412 | 644 | 2,4 | 7,8 |
| 12063080000 | Falkensee | 44 | 46 | 101 | 107 | 11,4 | 15,2 | 371 | 301 | 852 | 698 | 7,5 | 7,0 |
| 12063088000 | Friesack | 1 | 1 | 39 | 39 | 0,0 | 100,0 | 3 | | 118 | 0 | 33,3 | |
| 12063094000 | Gollenberg | | | 0 | 0 | | | | | 0 | 0 | | |
| 12063112000 | Großderschau | 1 | | 224 | 0 | 0,0 | | | 1 | 0 | 225 | | 0,0 |
| 12063134000 | Havelaue | | | 0 | 0 | | | | | 0 | 0 | | |
| 12063142000 | Wiesenaue | 1 | 1 | 129 | 130 | 0,0 | 100,0 | | | 0 | 0 | | |
| 12063148000 | Ketzin | 3 | 4 | 46 | 62 | 0,0 | 50,0 | 2 | 5 | 31 | 77 | 0,0 | 0,0 |
| 12063161000 | Kleßen-Görne | | | 0 | 0 | | | | 1 | 0 | 278 | | 0,0 |
| 12063165000 | Kotzen | | | 0 | 0 | | | | 1 | 0 | 167 | | 0,0 |
| 12063186000 | Märkisch Luch | | | 0 | 0 | | | 1 | | 80 | 0 | 0,0 | |
| 12063189000 | Milower Land | 1 | 1 | 23 | 23 | 100,0 | 0,0 | 1 | 1 | 23 | 23 | 0,0 | 0,0 |
| 12063202000 | Mühlenberge | | | 0 | 0 | | | | | 0 | 0 | | |
| 12063208000 | Nauen | 15 | 15 | 85 | 86 | 0,0 | 20,0 | 74 | 65 | 418 | 373 | 8,1 | 4,6 |
| 12063212000 | Nennhausen | | 1 | 0 | 53 | | 0,0 | 2 | 3 | 108 | 159 | 0,0 | 0,0 |
| 12063228000 | Paulinenaue | 1 | 1 | 77 | 80 | 100,0 | 0,0 | 1 | 3 | 77 | 239 | 0,0 | 0,0 |
| 12063240000 | Pessin | 1 | 1 | 152 | 151 | 100,0 | 0,0 | | | 0 | 0 | | |
| 12063244000 | Premnitz | | 6 | 0 | 71 | | 66,7 | 21 | 30 | 251 | 356 | 4,8 | 3,3 |
| 12063252000 | Rathenow | 9 | 9 | 37 | 37 | 11,1 | 0,0 | 266 | 328 | 1.094 | 1.353 | 7,1 | 25,6 |
| 12063256000 | Retzow | | | 0 | 0 | | | | | 0 | 0 | | |
| 12063260000 | Rhinow | | 1 | 0 | 62 | | 0,0 | 2 | 1 | 125 | 62 | 0,0 | 0,0 |
| 12063273000 | Schönwalde-Glien | 2 | 4 | 21 | 42 | 0,0 | 0,0 | 8 | 6 | 84 | 63 | 75,0 | 33,3 |
| 12063274000 | Seeblick | 3 | | 335 | 0 | 0,0 | | | | 0 | 0 | | |
| 12063293000 | Stechow-Ferchesar | | 1 | 0 | 110 | | 0,0 | 2 | | 221 | 0 | 0,0 | |
| 12063357000 | Wustermark | 12 | 14 | 131 | 157 | 8,3 | 7,1 | 41 | 31 | 448 | 347 | 0,0 | 0,0 |

Auszug aus PKS des Landes Brandenburg
Kennzahlen für ausgewählte Deliktbereiche

| Schlüssel | Bezeichnung | Diebstahl von Kraftwagen | | | | | | Diebstahl von Fahrrädern | | | | | |
|-------------|-----------------------------|--------------------------|------|------|------|---------|-------|--------------------------|------|------|------|---------|-------|
| | | 2018 | 2017 | 2018 | 2017 | 2018 | 2017 | 2018 | 2017 | 2018 | 2017 | 2018 | 2017 |
| | | erf. Fälle | | HZ | | AQ in % | | erf. Fälle | | HZ | | AQ in % | |
| 12064000000 | Landkreis Märkisch-Oderland | 194 | 170 | 101 | 89 | 14,4 | 26,5 | 761 | 778 | 394 | 406 | 8,1 | 7,5 |
| 12064009000 | Alt Tucheband | | | 0 | 0 | | | | | 0 | 0 | | |
| 12064029000 | Altlandsberg | 9 | 3 | 96 | 32 | 0,0 | 33,3 | 11 | 10 | 117 | 108 | 0,0 | 40,0 |
| 12064044000 | Bad Freienwalde (Oder) | 17 | 9 | 138 | 73 | 23,5 | 22,2 | 16 | 11 | 130 | 89 | 0,0 | 9,1 |
| 12064053000 | Beiersdorf-Freudenberg | | | 0 | 0 | | | | | 0 | 0 | | |
| 12064057000 | Bleyen-Genschmar | | | 0 | 0 | | | | | 0 | 0 | | |
| 12064061000 | Bliesdorf | 1 | | 89 | 0 | 0,0 | | | 2 | 0 | 175 | | 0,0 |
| 12064084000 | Buckow (Märkische Schweiz) | 3 | | 203 | 0 | 33,3 | | 1 | | 68 | 0 | 0,0 | |
| 12064125000 | Falkenberg | 1 | | 45 | 0 | 0,0 | | 1 | 1 | 45 | 45 | 0,0 | 0,0 |
| 12064128000 | Falkenhagen (Mark) | 1 | | 143 | 0 | 0,0 | | | 1 | 0 | 143 | | 0,0 |
| 12064130000 | Fichtenhöhe | | | 0 | 0 | | | | 1 | 0 | 199 | | 0,0 |
| 12064136000 | Fredersdorf-Vogelsdorf | 10 | 7 | 73 | 52 | 10,0 | 0,0 | 99 | 121 | 719 | 892 | 19,2 | 5,8 |
| 12064153000 | Garzau-Garzin | | | 0 | 0 | | | 1 | | 213 | 0 | 0,0 | |
| 12064172000 | Golzow | | | 0 | 0 | | | 4 | | 491 | 0 | 0,0 | |
| 12064190000 | Gusow-Platkow | 5 | | 386 | 0 | 20,0 | | 2 | 7 | 155 | 563 | 50,0 | 0,0 |
| 12064205000 | Heckelberg-Brunow | | | 0 | 0 | | | | | 0 | 0 | | |
| 12064222000 | Höhenland | 1 | | 99 | 0 | 0,0 | | 2 | | 197 | 0 | 50,0 | |
| 12064227000 | Hoppegarten | 42 | 24 | 234 | 135 | 11,9 | 16,7 | 161 | 163 | 896 | 915 | 1,2 | 4,3 |
| 12064266000 | Küstriner Vorland | 2 | 1 | 78 | 39 | 0,0 | 100,0 | 1 | 8 | 39 | 314 | 0,0 | 25,0 |
| 12064268000 | Lebus | | | 0 | 0 | | | 1 | 1 | 32 | 32 | 100,0 | 0,0 |
| 12064274000 | Letschin | 1 | | 25 | 0 | 0,0 | | 5 | 11 | 126 | 275 | 0,0 | 9,1 |
| 12064288000 | Lietzen | | | 0 | 0 | | | | 1 | 0 | 130 | | 100,0 |
| 12064290000 | Lindendorf | | 2 | 0 | 148 | | 0,0 | 9 | 10 | 668 | 742 | 0,0 | 10,0 |
| 12064303000 | Märkische Höhe | | 3 | 0 | 525 | | 66,7 | | | 0 | 0 | | |
| 12064317000 | Müncheberg | 8 | 7 | 117 | 103 | 12,5 | 57,1 | 10 | 9 | 146 | 132 | 10,0 | 0,0 |
| 12064336000 | Neuenhagen bei Berlin | 9 | 13 | 50 | 73 | 22,2 | 15,4 | 70 | 127 | 389 | 710 | 5,7 | 3,9 |
| 12064340000 | Neuhardenberg | 2 | 8 | 75 | 306 | 0,0 | 25,0 | 5 | 1 | 189 | 38 | 0,0 | 100,0 |
| 12064349000 | Neulewin | | 2 | 0 | 221 | | 0,0 | | 3 | 0 | 331 | | 0,0 |
| 12064365000 | Neutrebbin | 1 | | 72 | 0 | 100,0 | | 2 | | 144 | 0 | 100,0 | |
| 12064370000 | Oberbarnim | 1 | 2 | 66 | 139 | 0,0 | 50,0 | 1 | | 66 | 0 | 0,0 | |
| 12064371000 | Oderau | 1 | | 63 | 0 | 0,0 | | 1 | | 63 | 0 | 0,0 | |
| 12064380000 | Petershagen/Eggersdorf | 11 | 12 | 73 | 82 | 9,1 | 8,3 | 53 | 62 | 352 | 421 | 15,1 | 6,5 |
| 12064388000 | Podelzig | 1 | | 119 | 0 | 100,0 | | | | 0 | 0 | | |

Auszug aus PKS des Landes Brandenburg
Kennzahlen für ausgewählte Deliktbereiche

| Schlüssel | Bezeichnung | Diebstahl von Kraftwagen | | | | | | Diebstahl von Fahrrädern | | | | | |
|--------------------|----------------------------|--------------------------|------------|-----------|-----------|-------------|-------------|--------------------------|--------------|------------|------------|-------------|------------|
| | | 2018 | 2017 | 2018 | 2017 | 2018 | 2017 | 2018 | 2017 | 2018 | 2017 | 2018 | 2017 |
| | | erf. Fälle | | HZ | | AQ in % | | erf. Fälle | | HZ | | AQ in % | |
| 12064393000 | Prötzel | 1 | | 100 | 0 | 0,0 | | | 0 | 0 | | | |
| 12064408000 | Rehfelde | 4 | 2 | 80 | 41 | 25,0 | 100,0 | 15 | 10 | 301 | 206 | 6,7 | 0,0 |
| 12064417000 | Reichenow-Möglin | | | 0 | 0 | | | | | 0 | 0 | | |
| 12064420000 | Reitwein | | | 0 | 0 | | | | | 0 | 0 | | |
| 12064428000 | Rüdersdorf bei Berlin | 21 | 26 | 135 | 169 | 4,8 | 46,2 | 23 | 16 | 148 | 104 | 4,3 | 12,5 |
| 12064448000 | Seelow | 2 | 8 | 37 | 147 | 0,0 | 12,5 | 25 | 22 | 462 | 404 | 28,0 | 18,2 |
| 12064472000 | Strausberg | 32 | 32 | 121 | 121 | 15,6 | 28,1 | 234 | 156 | 882 | 591 | 4,7 | 7,1 |
| 12064480000 | Treplin | | | 0 | 0 | | | | | 0 | 0 | | |
| 12064482000 | Vierlinden | | | 0 | 0 | | | | 4 | 0 | 271 | | 50,0 |
| 12064484000 | Waldsiedersdorf | | | 0 | 0 | | | | 1 | 0 | 124 | | 0,0 |
| 12064512000 | Wriezen | 6 | 9 | 83 | 123 | 33,3 | 11,1 | 8 | 19 | 110 | 259 | 25,0 | 26,3 |
| 12064538000 | Zechin | 1 | | 150 | 0 | 0,0 | | | | 0 | 0 | | |
| 12064539000 | Zeschdorf | | | 0 | 0 | | | | | 0 | 0 | | |
| 12065000000 | Landkreis Oberhavel | 152 | 130 | 72 | 62 | 19,1 | 23,8 | 1.126 | 1.084 | 536 | 520 | 19,6 | 5,8 |
| 12065036000 | Birkenwerder | 7 | 4 | 86 | 50 | 28,6 | 25,0 | 124 | 67 | 1.532 | 836 | 41,9 | 4,5 |
| 12065084000 | Fürstenberg/Havel | 3 | 2 | 51 | 34 | 0,0 | 50,0 | 13 | 20 | 222 | 340 | 23,1 | 20,0 |
| 12065096000 | Glienicke/Nordbahn | 13 | 5 | 106 | 41 | 0,0 | 20,0 | 30 | 20 | 245 | 164 | 0,0 | 0,0 |
| 12065100000 | Gransee | 2 | 4 | 34 | 68 | 50,0 | 25,0 | 10 | 15 | 170 | 254 | 10,0 | 13,3 |
| 12065117000 | Großwoltersdorf | | | 0 | 0 | | | | | 0 | 0 | | |
| 12065136000 | Hennigsdorf | 29 | 22 | 110 | 84 | 20,7 | 50,0 | 183 | 163 | 694 | 624 | 5,5 | 7,4 |
| 12065144000 | Hohen Neuendorf | 21 | 10 | 81 | 39 | 23,8 | 10,0 | 221 | 184 | 850 | 716 | 45,7 | 5,4 |
| 12065165000 | Kremmen | 5 | 15 | 67 | 205 | 0,0 | 20,0 | 22 | 21 | 293 | 287 | 9,1 | 0,0 |
| 12065180000 | Leegebruch | 1 | | 15 | 0 | 0,0 | | 19 | 12 | 280 | 178 | 10,5 | 0,0 |
| 12065193000 | Liebenwalde | 2 | 2 | 47 | 47 | 0,0 | 100,0 | 2 | 3 | 47 | 70 | 50,0 | 0,0 |
| 12065198000 | Löwenberger Land | 5 | 2 | 61 | 25 | 20,0 | 0,0 | 16 | 9 | 196 | 111 | 12,5 | 0,0 |
| 12065225000 | Mühlenbecker Land | 17 | 7 | 113 | 47 | 5,9 | 14,3 | 60 | 89 | 400 | 600 | 26,7 | 2,2 |
| 12065251000 | Oberkrämer | 8 | 4 | 71 | 36 | 12,5 | 0,0 | 23 | 16 | 205 | 145 | 0,0 | 0,0 |
| 12065256000 | Oranienburg | 26 | 43 | 59 | 98 | 34,6 | 14,0 | 319 | 364 | 725 | 826 | 5,6 | 6,3 |
| 12065276000 | Schönermark | | | 0 | 0 | | | 1 | 1 | 222 | 223 | 100,0 | 0,0 |
| 12065301000 | Sonnenberg | | | 0 | 0 | | | | | 0 | 0 | | |
| 12065310000 | Stechlin | | | 0 | 0 | | | | | 0 | 0 | | |
| 12065332000 | Velten | 10 | 7 | 84 | 59 | 20,0 | 28,6 | 37 | 45 | 313 | 381 | 10,8 | 6,7 |
| 12065356000 | Zehdenick | 3 | 3 | 22 | 22 | 33,3 | 33,3 | 46 | 55 | 342 | 409 | 17,4 | 7,3 |

Auszug aus PKS des Landes Brandenburg
Kennzahlen für ausgewählte Deliktbereiche

| Schlüssel | Bezeichnung | Diebstahl von Kraftwagen | | | | | | Diebstahl von Fahrrädern | | | | | |
|--------------------|--|--------------------------|------------|------------|------------|-------------|-------------|--------------------------|------------|------------|------------|-------------|-------------|
| | | 2018 | 2017 | 2018 | 2017 | 2018 | 2017 | 2018 | 2017 | 2018 | 2017 | 2018 | 2017 |
| | | erf. Fälle | | HZ | | AQ in % | | erf. Fälle | | HZ | | AQ in % | |
| 12066000000 | Landkreis Oberspreewald-Lausitz | 64 | 109 | 58 | 97 | 26,6 | 19,3 | 902 | 610 | 812 | 545 | 11,4 | 11,3 |
| 12066008000 | Altdöbern | | 1 | 0 | 40 | | 0,0 | 6 | 7 | 246 | 278 | 0,0 | 14,3 |
| 12066041000 | Bronkow | | | 0 | 0 | | | | | 0 | 0 | | |
| 12066052000 | Calau | 3 | 7 | 39 | 89 | 0,0 | 0,0 | 19 | 23 | 244 | 294 | 10,5 | 17,4 |
| 12066064000 | Frauendorf | | | 0 | 0 | | | | | 0 | 0 | | |
| 12066104000 | Großmehlen | | 1 | 0 | 91 | | 0,0 | | | 0 | 0 | | |
| 12066112000 | Großräschen | 5 | 8 | 58 | 93 | 0,0 | 25,0 | 45 | 25 | 523 | 290 | 15,6 | 12,0 |
| 12066116000 | Grünewald | | | 0 | 0 | | | 1 | | 188 | 0 | 0,0 | |
| 12066120000 | Guteborn | | | 0 | 0 | | | | | 0 | 0 | | |
| 12066124000 | Hermsdorf | | | 0 | 0 | | | | | 0 | 0 | | |
| 12066132000 | Hohenbocka | 1 | | 103 | 0 | 0,0 | | | 1 | 0 | 102 | | 0,0 |
| 12066168000 | Kroppen | | | 0 | 0 | | | | | 0 | 0 | | |
| 12066176000 | Lauchhammer | 8 | 2 | 55 | 14 | 37,5 | 50,0 | 49 | 41 | 336 | 277 | 10,2 | 17,1 |
| 12066188000 | Lindenau | | | 0 | 0 | | | 3 | 1 | 406 | 135 | 0,0 | 0,0 |
| 12066196000 | Lübbenau/Spreewald | 19 | 35 | 118 | 217 | 31,6 | 28,6 | 319 | 114 | 1.983 | 708 | 3,8 | 7,9 |
| 12066202000 | Luckaitztal | | | 0 | 0 | | | | 1 | 0 | 123 | | 0,0 |
| 12066226000 | Neu-Seeland | | 1 | 0 | 169 | | 0,0 | | 2 | 0 | 338 | | 50,0 |
| 12066228000 | Neupetershain | 1 | | 84 | 0 | 0,0 | | 1 | 1 | 84 | 81 | 0,0 | 0,0 |
| 12066240000 | Ortrand | | 1 | 0 | 47 | | 0,0 | 3 | 6 | 140 | 280 | 66,7 | 33,3 |
| 12066272000 | Ruhland | 2 | 2 | 55 | 54 | 0,0 | 0,0 | 13 | 13 | 356 | 352 | 7,7 | 0,0 |
| 12066285000 | Schipkau | 3 | | 44 | 0 | 0,0 | | 22 | 14 | 324 | 207 | 4,5 | 7,1 |
| 12066292000 | Schwarzbach | | | 0 | 0 | | | | 1 | 0 | 151 | | 0,0 |
| 12066296000 | Schwarzheide | 2 | 9 | 35 | 158 | 150,0 | 0,0 | 17 | 24 | 299 | 420 | 23,5 | 12,5 |
| 12066304000 | Senftenberg | 15 | 28 | 61 | 113 | 13,3 | 7,1 | 380 | 288 | 1.547 | 1.163 | 17,4 | 12,5 |
| 12066316000 | Tettau | 1 | | 129 | 0 | 100,0 | | | 7 | 0 | 894 | | 0,0 |
| 12066320000 | Vetschau/Spreewald | 4 | 14 | 49 | 169 | 50,0 | 35,7 | 24 | 41 | 293 | 494 | 12,5 | 4,9 |
| 12067000000 | Landkreis Oder-Spree | 309 | 301 | 173 | 168 | 12,6 | 13,3 | 687 | 715 | 385 | 400 | 7,0 | 9,4 |
| 12067024000 | Bad Saarow | 10 | 7 | 178 | 128 | 0,0 | 0,0 | 35 | 14 | 624 | 256 | 0,0 | 7,1 |
| 12067036000 | Beeskow | 7 | 9 | 87 | 111 | 71,4 | 22,2 | 36 | 38 | 446 | 469 | 13,9 | 13,2 |
| 12067040000 | Berkenbrück | | | 0 | 0 | | | 4 | 1 | 398 | 100 | 0,0 | 0,0 |
| 12067072000 | Briesen (Mark) | 3 | 8 | 107 | 287 | 33,3 | 25,0 | 3 | 8 | 107 | 287 | 33,3 | 0,0 |
| 12067076000 | Brieskow-Finkenheerd | 3 | | 132 | 0 | 0,0 | | 6 | 4 | 265 | 174 | 0,0 | 0,0 |
| 12067112000 | Diensdorf-Radlow | | | 0 | 0 | | | | 1 | 0 | 176 | | 0,0 |

Auszug aus PKS des Landes Brandenburg
Kennzahlen für ausgewählte Deliktbereiche

| Schlüssel | Bezeichnung | Diebstahl von Kraftwagen | | | | | | Diebstahl von Fahrrädern | | | | | |
|-------------|-----------------------|--------------------------|------|------|------|---------|-------|--------------------------|------|-------|-------|---------|-------|
| | | 2018 | 2017 | 2018 | 2017 | 2018 | 2017 | 2018 | 2017 | 2018 | 2017 | 2018 | 2017 |
| | | erf. Fälle | | HZ | | AQ in % | | erf. Fälle | | HZ | | AQ in % | |
| 12067120000 | Eisenhüttenstadt | 81 | 63 | 323 | 239 | 7,4 | 11,1 | 125 | 157 | 499 | 596 | 12,8 | 11,5 |
| 12067124000 | Erkner | 46 | 56 | 389 | 479 | 10,9 | 1,8 | 165 | 134 | 1.396 | 1.146 | 1,8 | 8,2 |
| 12067137000 | Friedland | 3 | | 101 | 0 | 66,7 | | | | 0 | 0 | | |
| 12067144000 | Fürstenwalde/Spree | 45 | 55 | 140 | 172 | 17,8 | 20,0 | 189 | 213 | 589 | 665 | 7,4 | 6,1 |
| 12067173000 | Gosen-Neu Zittau | 6 | 5 | 189 | 163 | 33,3 | 20,0 | 5 | 10 | 158 | 326 | 0,0 | 0,0 |
| 12067180000 | Groß Lindow | 2 | | 117 | 0 | 0,0 | | 2 | 1 | 117 | 58 | 0,0 | 0,0 |
| 12067201000 | Grünheide (Mark) | 26 | 43 | 304 | 509 | 11,5 | 9,3 | 30 | 15 | 351 | 178 | 3,3 | 0,0 |
| 12067205000 | Grunow-Dammendorf | | | 0 | 0 | | | | | 0 | 0 | | |
| 12067237000 | Jacobsdorf | 1 | 4 | 53 | 212 | 0,0 | 100,0 | | 3 | 0 | 159 | | 66,7 |
| 12067288000 | Langewahl | | 1 | 0 | 119 | | 0,0 | | | 0 | 0 | | |
| 12067292000 | Lawitz | | 1 | 0 | 168 | | 0,0 | | | 0 | 0 | | |
| 12067324000 | Mixdorf | | | 0 | 0 | | | | | 0 | 0 | | |
| 12067336000 | Müllrose | 1 | 2 | 22 | 44 | 100,0 | 0,0 | 10 | 12 | 218 | 263 | 0,0 | 0,0 |
| 12067338000 | Neißemünde | 4 | 3 | 243 | 189 | 0,0 | 33,3 | | 1 | 0 | 63 | | 0,0 |
| 12067357000 | Neuzelle | 16 | 5 | 374 | 117 | 0,0 | 0,0 | 6 | 13 | 140 | 304 | 50,0 | 0,0 |
| 12067397000 | Ragow-Merz | | 1 | 0 | 197 | | 0,0 | | | 0 | 0 | | |
| 12067408000 | Rauen | | | 0 | 0 | | | 1 | 1 | 51 | 50 | 0,0 | 0,0 |
| 12067413000 | Reichenwalde | | 3 | 0 | 264 | | 0,0 | | 1 | 0 | 88 | | 0,0 |
| 12067426000 | Rietz-Neuendorf | 5 | 3 | 123 | 73 | 0,0 | 33,3 | | 2 | 0 | 49 | | 100,0 |
| 12067438000 | Schlaubetal | 3 | 2 | 162 | 109 | 0,0 | 50,0 | | 1 | 0 | 54 | | 0,0 |
| 12067440000 | Schöneiche bei Berlin | 9 | 11 | 72 | 89 | 11,1 | 9,1 | 23 | 28 | 184 | 227 | 4,3 | 14,3 |
| 12067458000 | Siehdichum | 3 | | 193 | 0 | 33,3 | | | | 0 | 0 | | |
| 12067469000 | Spreehagen | 11 | 1 | 337 | 31 | 0,0 | 0,0 | | | 0 | 0 | | |
| 12067473000 | Steinhöfel | 4 | 4 | 91 | 92 | 25,0 | 25,0 | 5 | 7 | 113 | 160 | 60,0 | 85,7 |
| 12067481000 | Storkow (Mark) | 8 | 6 | 88 | 66 | 0,0 | 16,7 | 18 | 26 | 198 | 287 | 0,0 | 19,2 |
| 12067493000 | Tauche | | 1 | 0 | 26 | | 0,0 | 4 | | 105 | 0 | 0,0 | |
| 12067508000 | Vogelsang | | | 0 | 0 | | | 1 | 2 | 139 | 275 | 0,0 | 0,0 |
| 12067520000 | Wendisch Rietz | 2 | 1 | 127 | 65 | 0,0 | 0,0 | 1 | 7 | 64 | 457 | 0,0 | 0,0 |
| 12067528000 | Wiesenu | | | 0 | 0 | | | 1 | | 81 | 0 | 0,0 | |
| 12067544000 | Woltersdorf | 10 | 6 | 122 | 74 | 20,0 | 33,3 | 17 | 14 | 207 | 172 | 5,9 | 0,0 |
| 12067552000 | Ziltendorf | | | 0 | 0 | | | | 1 | 0 | 65 | | 0,0 |

Auszug aus PKS des Landes Brandenburg
Kennzahlen für ausgewählte Deliktsbereiche

| Schlüssel | Bezeichnung | Diebstahl von Kraftwagen | | | | | | Diebstahl von Fahrrädern | | | | | |
|--------------------|-------------------------------------|--------------------------|------------|-----------|-----------|-------------|-------------|--------------------------|------------|------------|------------|-------------|-------------|
| | | 2018 | 2017 | 2018 | 2017 | 2018 | 2017 | 2018 | 2017 | 2018 | 2017 | 2018 | 2017 |
| | | erf. Fälle | | HZ | | AQ in % | | erf. Fälle | | HZ | | AQ in % | |
| 12068000000 | Landkreis Ostprignitz-Ruppin | 54 | 61 | 54 | 61 | 64,8 | 37,7 | 316 | 278 | 318 | 280 | 17,1 | 10,4 |
| 12068052000 | Breddin | | 1 | 0 | 113 | | 100,0 | 1 | 1 | 113 | 113 | 0,0 | 100,0 |
| 12068072000 | Dabergotz | 1 | | 161 | 0 | 0,0 | | | | 0 | 0 | | |
| 12068109000 | Dreetz | | | 0 | 0 | | | | 1 | 0 | 87 | | 0,0 |
| 12068117000 | Fehrbellin | 6 | 4 | 68 | 45 | 16,7 | 50,0 | 15 | 8 | 169 | 90 | 33,3 | 0,0 |
| 12068181000 | Heiligengrabe | | | 0 | 0 | | | 5 | 2 | 114 | 45 | 60,0 | 0,0 |
| 12068188000 | Herzberg (Mark) | 4 | | 613 | 0 | 75,0 | | 1 | | 153 | 0 | 100,0 | |
| 12068264000 | Kyritz | 4 | 1 | 43 | 11 | 100,0 | 100,0 | 19 | 22 | 203 | 239 | 15,8 | 9,1 |
| 12068280000 | Lindow (Mark) | 2 | 1 | 65 | 33 | 0,0 | 100,0 | 9 | 9 | 295 | 297 | 11,1 | 11,1 |
| 12068306000 | Märkisch Linden | | | 0 | 0 | | | | | 0 | 0 | | |
| 12068320000 | Neuruppin | 19 | 26 | 62 | 84 | 57,9 | 23,1 | 169 | 154 | 547 | 496 | 11,2 | 12,3 |
| 12068324000 | Neustadt (Dosse) | | 3 | 0 | 88 | | 33,3 | 12 | 13 | 347 | 382 | 16,7 | 7,7 |
| 12068353000 | Rheinsberg | 11 | 10 | 136 | 123 | 90,9 | 50,0 | 16 | 24 | 197 | 294 | 6,3 | 12,5 |
| 12068372000 | Rüthnick | | | 0 | 0 | | | 1 | | 212 | 0 | 0,0 | |
| 12068409000 | Sieversdorf-Hohenofen | | 1 | 0 | 140 | | 100,0 | | | 0 | 0 | | |
| 12068413000 | Storbeck-Frankendorf | | | 0 | 0 | | | | | 0 | 0 | | |
| 12068417000 | Stüdenitz-Schönermark | | | 0 | 0 | | | | | 0 | 0 | | |
| 12068425000 | Temnitzquell | | | 0 | 0 | | | | 1 | 0 | 132 | | 100,0 |
| 12068426000 | Temnitztal | 1 | 1 | 69 | 68 | 100,0 | 0,0 | | 1 | 0 | 68 | | 0,0 |
| 12068437000 | Vielitzsee | | | 0 | 0 | | | | 1 | 0 | 218 | | 0,0 |
| 12068452000 | Walsleben | | 1 | 0 | 126 | | 0,0 | 2 | 2 | 254 | 252 | 0,0 | 0,0 |
| 12068468000 | Wittstock/Dosse | 5 | 9 | 35 | 63 | 80,0 | 33,3 | 58 | 35 | 406 | 245 | 32,8 | 2,9 |
| 12068477000 | Wusterhausen/Dosse | 1 | 3 | 17 | 50 | 100,0 | 66,7 | 7 | 4 | 119 | 67 | 0,0 | 0,0 |
| 12068501000 | Zernitz-Lohm | | | 0 | 0 | | | 1 | | 116 | 0 | 0,0 | |
| 12069000000 | Landkreis Potsdam-Mittelmark | 174 | 146 | 82 | 69 | 17,8 | 21,2 | 637 | 704 | 299 | 332 | 41,8 | 22,4 |
| 12069017000 | Beelitz | 5 | 12 | 41 | 99 | 0,0 | 8,3 | 14 | 33 | 115 | 271 | 0,0 | 3,0 |
| 12069018000 | Beetzsee | | 1 | 0 | 39 | | 0,0 | 3 | | 116 | 0 | 0,0 | |
| 12069019000 | Beetzseeheide | | | 0 | 0 | | | | | 0 | 0 | | |
| 12069020000 | Bad Belzig | 9 | 2 | 81 | 18 | 22,2 | 0,0 | 54 | 40 | 485 | 360 | 9,3 | 0,0 |
| 12069028000 | Bensdorf | | | 0 | 0 | | | 2 | | 165 | 0 | 0,0 | |
| 12069052000 | Borkheide | 2 | 2 | 100 | 102 | 0,0 | 50,0 | 10 | 6 | 499 | 307 | 0,0 | 0,0 |
| 12069056000 | Borkwalde | | 1 | 0 | 67 | | 0,0 | 2 | 2 | 134 | 134 | 0,0 | 0,0 |
| 12069076000 | Brück | 2 | 2 | 50 | 50 | 0,0 | 0,0 | 11 | 16 | 275 | 400 | 0,0 | 18,8 |

Auszug aus PKS des Landes Brandenburg
Kennzahlen für ausgewählte Deliktsbereiche

| Schlüssel | Bezeichnung | Diebstahl von Kraftwagen | | | | | | Diebstahl von Fahrrädern | | | | | |
|-------------|--------------------|--------------------------|------|------|------|---------|------|--------------------------|------|------|------|---------|------|
| | | 2018 | 2017 | 2018 | 2017 | 2018 | 2017 | 2018 | 2017 | 2018 | 2017 | 2018 | 2017 |
| | | erf. Fälle | | HZ | | AQ in % | | erf. Fälle | | HZ | | AQ in % | |
| 12069089000 | Buckautal | | | 0 | 0 | | | | | 0 | 0 | | |
| 12069216000 | Golzow | | | 0 | 0 | | | | | 0 | 0 | | |
| 12069224000 | Görzke | 1 | 2 | 81 | 162 | 0,0 | 0,0 | 1 | | 81 | 0 | 0,0 | |
| 12069232000 | Gräben | | | 0 | 0 | | | | | 0 | 0 | | |
| 12069249000 | Groß Kreuz/Emster | 5 | 6 | 60 | 73 | 40,0 | 0,0 | 7 | 16 | 84 | 193 | 0,0 | 12,5 |
| 12069270000 | Havelsee | 1 | | 31 | 0 | 0,0 | | 4 | 3 | 124 | 92 | 25,0 | 33,3 |
| 12069304000 | Kleinmachnow | 18 | 22 | 87 | 107 | 16,7 | 22,7 | 85 | 167 | 412 | 809 | 136,5 | 29,3 |
| 12069306000 | Kloster Lehnin | 9 | 11 | 83 | 101 | 11,1 | 27,3 | 11 | 13 | 101 | 119 | 18,2 | 7,7 |
| 12069345000 | Linthe | | 3 | 0 | 335 | | 66,7 | | | 0 | 0 | | |
| 12069397000 | Michendorf | 11 | 9 | 88 | 73 | 0,0 | 0,0 | 30 | 26 | 241 | 212 | 10,0 | 0,0 |
| 12069402000 | Mühlenfließ | | | 0 | 0 | | | | | 0 | 0 | | |
| 12069448000 | Niemegk | 1 | 1 | 49 | 49 | 0,0 | 0,0 | 3 | 1 | 147 | 49 | 0,0 | 0,0 |
| 12069454000 | Nuthetal | 9 | 5 | 99 | 56 | 11,1 | 0,0 | 47 | 50 | 518 | 558 | 6,4 | 82,0 |
| 12069460000 | Päwesin | 1 | | 200 | 0 | 100,0 | | | | 0 | 0 | | |
| 12069470000 | Planebruch | | | 0 | 0 | | | | | 0 | 0 | | |
| 12069474000 | Planetal | | | 0 | 0 | | | 1 | | 108 | 0 | 0,0 | |
| 12069485000 | Rabenstein/Fläming | 1 | | 123 | 0 | 0,0 | | 1 | | 123 | 0 | 0,0 | |
| 12069537000 | Rosenau | | | 0 | 0 | | | | | 0 | 0 | | |
| 12069541000 | Roskow | | | 0 | 0 | | | | | 0 | 0 | | |
| 12069590000 | Schwielowsee | 5 | 6 | 47 | 57 | 20,0 | 16,7 | 12 | 12 | 113 | 114 | 0,0 | 8,3 |
| 12069596000 | Seddiner See | 7 | 9 | 152 | 203 | 71,4 | 11,1 | 15 | 12 | 326 | 270 | 20,0 | 0,0 |
| 12069604000 | Stahnsdorf | 26 | 4 | 170 | 26 | 23,1 | 25,0 | 39 | 26 | 255 | 171 | 53,8 | 42,3 |
| 12069616000 | Teltow | 30 | 19 | 116 | 74 | 20,0 | 52,6 | 182 | 166 | 706 | 647 | 59,3 | 24,1 |
| 12069632000 | Treuenbrietzen | | 4 | 0 | 54 | | 50,0 | 9 | 25 | 120 | 335 | 0,0 | 4,0 |
| 12069648000 | Wenzlow | | | 0 | 0 | | | | | 0 | 0 | | |
| 12069656000 | Werder (Havel) | 22 | 15 | 86 | 59 | 9,1 | 20,0 | 80 | 73 | 311 | 288 | 5,0 | 4,1 |
| 12069665000 | Wiesenburg/Mark | 1 | 3 | 23 | 70 | 0,0 | 0,0 | 2 | 1 | 47 | 23 | 0,0 | 0,0 |
| 12069680000 | Wollin | 1 | | 119 | 0 | 0,0 | | | | 0 | 0 | | |
| 12069688000 | Wusterwitz | 1 | 4 | 33 | 131 | 0,0 | 25,0 | 11 | 9 | 361 | 296 | 0,0 | 11,1 |
| 12069696000 | Ziesar | 6 | 3 | 246 | 123 | 16,7 | 0,0 | 1 | 7 | 41 | 286 | 0,0 | 42,9 |

Auszug aus PKS des Landes Brandenburg
Kennzahlen für ausgewählte Deliktsbereiche

| Schlüssel | Bezeichnung | Diebstahl von Kraftwagen | | | | | | Diebstahl von Fahrrädern | | | | | |
|-------------|------------------------|--------------------------|------|------|------|---------|-------|--------------------------|------|------|------|---------|-------|
| | | 2018 | 2017 | 2018 | 2017 | 2018 | 2017 | 2018 | 2017 | 2018 | 2017 | 2018 | 2017 |
| | | erf. Fälle | | HZ | | AQ in % | | erf. Fälle | | HZ | | AQ in % | |
| 12070000000 | Landkreis Prignitz | 20 | 23 | 26 | 30 | 20,0 | 52,2 | 169 | 228 | 219 | 293 | 15,4 | 14,0 |
| 12070008000 | Bad Wilsnack | | | 0 | 0 | | | 2 | 4 | 78 | 155 | 0,0 | 0,0 |
| 12070028000 | Berge | | 1 | 0 | 130 | | 100,0 | | 1 | 0 | 130 | | 100,0 |
| 12070052000 | Breese | | | 0 | 0 | | | | | 0 | 0 | | |
| 12070060000 | Cumlosen | | | 0 | 0 | | | | | 0 | 0 | | |
| 12070096000 | Gerdshagen | | | 0 | 0 | | | | | 0 | 0 | | |
| 12070125000 | Groß Pankow (Prignitz) | | 1 | 0 | 25 | | 100,0 | | 2 | 0 | 50 | | 50,0 |
| 12070145000 | Gültz-Reetz | | | 0 | 0 | | | | | 0 | 0 | | |
| 12070149000 | Gumtow | | 2 | 0 | 59 | | 100,0 | | | 0 | 0 | | |
| 12070153000 | Halenbeck-Rohlsdorf | | | 0 | 0 | | | | 1 | 0 | 190 | | 100,0 |
| 12070173000 | Karstädt | | 4 | 0 | 67 | | 75,0 | 1 | 7 | 17 | 116 | 0,0 | 28,6 |
| 12070222000 | Kümmernitztal | | 1 | 0 | 262 | | 0,0 | | | 0 | 0 | | |
| 12070236000 | Lanz | | | 0 | 0 | | | | 1 | 0 | 135 | | 0,0 |
| 12070241000 | Legde/Quitzebel | | | 0 | 0 | | | | | 0 | 0 | | |
| 12070244000 | Lenzen (Elbe) | | | 0 | 0 | | | | 7 | 0 | 324 | | 57,1 |
| 12070246000 | Lenzerwische | | | 0 | 0 | | | | | 0 | 0 | | |
| 12070266000 | Marienfließ | | 1 | 0 | 144 | | 0,0 | | | 0 | 0 | | |
| 12070280000 | Meyenburg | | 1 | 0 | 47 | | 0,0 | 1 | 2 | 48 | 94 | 0,0 | 50,0 |
| 12070296000 | Perleberg | 4 | 4 | 32 | 32 | 0,0 | 100,0 | 38 | 51 | 309 | 412 | 18,4 | 11,8 |
| 12070300000 | Pirow | | | 0 | 0 | | | | | 0 | 0 | | |
| 12070302000 | Plattenburg | | 2 | 0 | 59 | | 0,0 | 1 | 3 | 30 | 88 | 0,0 | 33,3 |
| 12070316000 | Pritzwalk | 7 | 2 | 58 | 17 | 14,3 | 0,0 | 37 | 21 | 308 | 174 | 24,3 | 14,3 |
| 12070325000 | Putlitz | 2 | | 74 | 0 | 0,0 | | | 2 | 0 | 73 | | 0,0 |
| 12070348000 | Rühstädt | | | 0 | 0 | | | 1 | 1 | 213 | 212 | 100,0 | 100,0 |
| 12070393000 | Triglitz | 1 | | 199 | 0 | 100,0 | | | | 0 | 0 | | |
| 12070416000 | Weisen | | | 0 | 0 | | | 1 | 1 | 105 | 103 | 100,0 | 0,0 |
| 12070424000 | Wittenberge | 6 | 4 | 35 | 23 | 33,3 | 25,0 | 87 | 124 | 506 | 716 | 9,2 | 8,9 |
| 12071000000 | Landkreis Spree-Neiße | 196 | 187 | 170 | 160 | 17,3 | 15,5 | 630 | 975 | 546 | 835 | 6,5 | 8,6 |
| 12071028000 | Briesen | 1 | 1 | 131 | 131 | 0,0 | 0,0 | 1 | | 131 | 0 | 0,0 | |
| 12071032000 | Burg (Spreewald) | 6 | 7 | 140 | 162 | 16,7 | 0,0 | 9 | 12 | 210 | 278 | 0,0 | 0,0 |
| 12071041000 | Dissen-Striesow | | | 0 | 0 | | | | | 0 | 0 | | |
| 12071044000 | Döbern | 15 | 13 | 462 | 395 | 0,0 | 7,7 | 13 | 18 | 400 | 547 | 0,0 | 0,0 |
| 12071052000 | Drachhausen | | | 0 | 0 | | | 3 | 2 | 375 | 249 | 0,0 | 0,0 |

Auszug aus PKS des Landes Brandenburg
Kennzahlen für ausgewählte Deliktbereiche

| Schlüssel | Bezeichnung | Diebstahl von Kraftwagen | | | | | | Diebstahl von Fahrrädern | | | | | |
|--------------------|---------------------------------|--------------------------|------------|------------|------------|-------------|-------------|--------------------------|------------|------------|------------|------------|------------|
| | | 2018 | 2017 | 2018 | 2017 | 2018 | 2017 | 2018 | 2017 | 2018 | 2017 | 2018 | 2017 |
| | | erf. Fälle | | HZ | | AQ in % | | erf. Fälle | | HZ | | AQ in % | |
| 12071057000 | Drebkau | 3 | 7 | 54 | 125 | 66,7 | 42,9 | 9 | 2 | 161 | 36 | 11,1 | 0,0 |
| 12071060000 | Drehnow | | | 0 | 0 | | | | | 0 | 0 | | |
| 12071074000 | Felixsee | 1 | 2 | 53 | 104 | 0,0 | 0,0 | 1 | 4 | 53 | 207 | 0,0 | 25,0 |
| 12071076000 | Forst (Lausitz) | 83 | 47 | 452 | 252 | 18,1 | 8,5 | 274 | 545 | 1.493 | 2.922 | 8,8 | 8,4 |
| 12071153000 | Groß Schacksdorf-Simmersdorf | | 2 | 0 | 180 | | 0,0 | 3 | 2 | 293 | 180 | 33,3 | 50,0 |
| 12071160000 | Guben | 35 | 35 | 204 | 200 | 8,6 | 14,3 | 207 | 196 | 1.205 | 1.122 | 2,4 | 6,1 |
| 12071164000 | Guhrow | | | 0 | 0 | | | | 2 | 0 | 385 | | 0,0 |
| 12071176000 | Heinersbrück | 1 | 1 | 175 | 172 | 0,0 | 0,0 | | 1 | 0 | 172 | | 0,0 |
| 12071189000 | Jämlitz-Klein Düben | 5 | | 1.068 | 0 | 0,0 | | | | 0 | 0 | | |
| 12071193000 | Jänschwalde | 1 | 2 | 65 | 128 | 0,0 | 0,0 | 3 | 2 | 195 | 128 | 33,3 | 0,0 |
| 12071244000 | Kolkwitz | 6 | 9 | 65 | 98 | 0,0 | 33,3 | 12 | 19 | 131 | 207 | 16,7 | 0,0 |
| 12071294000 | Weiß-Malxetal | 4 | 1 | 246 | 62 | 50,0 | 0,0 | 1 | 2 | 62 | 123 | 0,0 | 50,0 |
| 12071301000 | Neuhausen/Spree | 1 | 2 | 20 | 40 | 0,0 | 0,0 | 4 | 2 | 81 | 40 | 0,0 | 0,0 |
| 12071304000 | Peitz | 4 | 8 | 92 | 182 | 75,0 | 50,0 | 11 | 29 | 252 | 659 | 9,1 | 3,4 |
| 12071337000 | Schenkendöbern | 2 | 3 | 55 | 83 | 50,0 | 0,0 | 3 | 6 | 83 | 166 | 0,0 | 16,7 |
| 12071341000 | Schmogrow-Fehrow | | | 0 | 0 | | | | | 0 | 0 | | |
| 12071372000 | Spremberg | 25 | 42 | 111 | 185 | 24,0 | 11,9 | 67 | 111 | 298 | 488 | 6,0 | 18,0 |
| 12071384000 | Tauer | | | 0 | 0 | | | | 1 | 0 | 143 | | 0,0 |
| 12071386000 | Teichland | | | 0 | 0 | | | | 2 | | 179 | 0 | 0,0 |
| 12071392000 | Tschernitz | 1 | | 81 | 0 | 0,0 | | 1 | 3 | 81 | 239 | 0,0 | 0,0 |
| 12071401000 | Turnow-Preilack | | | 0 | 0 | | | | 1 | 0 | 87 | | 0,0 |
| 12071408000 | Welzow | | 3 | 0 | 84 | | 100,0 | 6 | 10 | 172 | 282 | 16,7 | 0,0 |
| 12071412000 | Werben | 1 | 2 | 59 | 116 | 0,0 | 0,0 | | | 0 | 0 | | |
| 12071414000 | Wiesengrund | 1 | | 72 | 0 | 0,0 | | | 5 | 0 | 364 | | 20,0 |
| 12072000000 | Landkreis Teltow-Fläming | 190 | 203 | 114 | 123 | 22,6 | 21,2 | 665 | 672 | 398 | 408 | 9,2 | 8,2 |
| 12072002000 | Am Mellensee | 3 | 4 | 44 | 60 | 0,0 | 50,0 | 2 | 1 | 30 | 15 | 0,0 | 100,0 |
| 12072014000 | Baruth/Mark | 5 | 3 | 121 | 73 | 20,0 | 33,3 | | 6 | 0 | 146 | | 16,7 |
| 12072017000 | Blankenfelde-Mahlow | 39 | 40 | 142 | 149 | 17,9 | 22,5 | 150 | 150 | 548 | 557 | 12,0 | 5,3 |
| 12072053000 | Dahme/Mark | 4 | 1 | 81 | 20 | 75,0 | 0,0 | 9 | 7 | 183 | 140 | 0,0 | 0,0 |
| 12072055000 | Dahmetal | 1 | | 210 | 0 | 100,0 | | | 1 | 0 | 210 | | 0,0 |
| 12072120000 | Großbeeren | 19 | 16 | 226 | 194 | 15,8 | 18,8 | 15 | 20 | 179 | 243 | 0,0 | 15,0 |
| 12072157000 | Ihlow | | | 0 | 0 | | | | | 0 | 0 | | |
| 12072169000 | Jüterbog | 16 | 13 | 129 | 106 | 31,3 | 38,5 | 46 | 53 | 371 | 431 | 13,0 | 3,8 |

Auszug aus PKS des Landes Brandenburg
Kennzahlen für ausgewählte Deliktsbereiche

| Schlüssel | Bezeichnung | Diebstahl von Kraftwagen | | | | | | Diebstahl von Fahrrädern | | | | | |
|--------------------|----------------------------|--------------------------|-----------|-----------|-----------|-------------|-------------|--------------------------|------------|------------|------------|-------------|-------------|
| | | 2018 | 2017 | 2018 | 2017 | 2018 | 2017 | 2018 | 2017 | 2018 | 2017 | 2018 | 2017 |
| | | erf. Fälle | | HZ | | AQ in % | | erf. Fälle | | HZ | | AQ in % | |
| 12072232000 | Luckenwalde | 13 | 16 | 63 | 78 | 38,5 | 6,3 | 144 | 119 | 697 | 580 | 13,2 | 16,8 |
| 12072240000 | Ludwigfelde | 58 | 56 | 226 | 222 | 12,1 | 10,7 | 181 | 204 | 705 | 808 | 5,5 | 5,4 |
| 12072297000 | Niedergörsdorf | 2 | 2 | 33 | 33 | 0,0 | 50,0 | 9 | 2 | 147 | 33 | 22,2 | 0,0 |
| 12072298000 | Niederer Fläming | | | 0 | 0 | | | 1 | | 32 | 0 | 0,0 | |
| 12072312000 | Nuthe-Urstromtal | 2 | 2 | 30 | 30 | 0,0 | 0,0 | | 1 | 0 | 15 | | 100,0 |
| 12072340000 | Rangsdorf | 12 | 15 | 106 | 134 | 8,3 | 13,3 | 42 | 48 | 372 | 430 | 2,4 | 4,2 |
| 12072426000 | Trebbin | 4 | 6 | 42 | 63 | 25,0 | 50,0 | 16 | 20 | 170 | 211 | 6,3 | 0,0 |
| 12072477000 | Zossen | 12 | 29 | 63 | 160 | 75,0 | 34,5 | 50 | 40 | 264 | 221 | 8,0 | 15,0 |
| 12073000000 | Landkreis Uckermark | 66 | 86 | 55 | 71 | 27,3 | 15,1 | 352 | 311 | 292 | 257 | 14,2 | 14,5 |
| 12073008000 | Angermünde | 7 | 8 | 51 | 58 | 42,9 | 0,0 | 65 | 23 | 470 | 167 | 15,4 | 21,7 |
| 12073032000 | Berkholz-Meyenburg | | | 0 | 0 | | | | | 0 | 0 | | |
| 12073069000 | Boitzenburger Land | 2 | 4 | 63 | 126 | 50,0 | 25,0 | 3 | | 95 | 0 | 0,0 | |
| 12073085000 | Brüssow | | | 0 | 0 | | | | | 0 | 0 | | |
| 12073093000 | Carmzow-Wallmow | | | 0 | 0 | | | 1 | 1 | 163 | 157 | 0,0 | 100,0 |
| 12073097000 | Casekow | 2 | 2 | 106 | 106 | 50,0 | 100,0 | 3 | | 159 | 0 | 33,3 | |
| 12073157000 | Flieth-Stegelitz | | | 0 | 0 | | | | | 0 | 0 | | |
| 12073189000 | Gartz (Oder) | | 2 | 0 | 80 | | 0,0 | 1 | | 39 | 0 | 0,0 | |
| 12073201000 | Gerswalde | | 2 | 0 | 126 | | 50,0 | | | 0 | 0 | | |
| 12073216000 | Göritz | | | 0 | 0 | | | | | 0 | 0 | | |
| 12073225000 | Gramzow | | | 0 | 0 | | | | | 0 | 0 | | |
| 12073261000 | Grünow | | | 0 | 0 | | | | | 0 | 0 | | |
| 12073309000 | Hohenselchow-Groß Pinnow | | | 0 | 0 | | | | | 0 | 0 | | |
| 12073384000 | Lychen | 4 | 2 | 125 | 62 | 100,0 | 0,0 | 3 | 8 | 94 | 248 | 0,0 | 12,5 |
| 12073386000 | Mark Landin | 1 | | 99 | 0 | 0,0 | | | | 0 | 0 | | |
| 12073393000 | Mescherin | | | 0 | 0 | | | | | 0 | 0 | | |
| 12073396000 | Milmersdorf | 1 | | 69 | 0 | 0,0 | | | 1 | 0 | 69 | | 0,0 |
| 12073404000 | Mittenwalde | | | 0 | 0 | | | | | 0 | 0 | | |
| 12073429000 | Nordwestuckermark | | | 0 | 0 | | | | 1 | 0 | 23 | | 0,0 |
| 12073430000 | Oberuckersee | | | 0 | 0 | | | 2 | 2 | 120 | 119 | 50,0 | 0,0 |
| 12073440000 | Pinnow | | | 0 | 0 | | | 1 | 1 | 111 | 114 | 0,0 | 0,0 |
| 12073452000 | Prenzlau | 12 | 26 | 63 | 135 | 16,7 | 19,2 | 87 | 89 | 455 | 462 | 23,0 | 16,9 |
| 12073458000 | Randowtal | 1 | 1 | 108 | 109 | 0,0 | 100,0 | 2 | | 216 | 0 | 0,0 | |
| 12073490000 | Schenkenberg | | | 0 | 0 | | | | | 0 | 0 | | |

Auszug aus PKS des Landes Brandenburg
Kennzahlen für ausgewählte Deliktbereiche

| Schlüssel | Bezeichnung | Diebstahl von Kraftwagen | | | | | | Diebstahl von Fahrrädern | | | | | |
|-------------|--------------------|--------------------------|------|------|------|---------|------|--------------------------|------|------|------|---------|-------|
| | | 2018 | 2017 | 2018 | 2017 | 2018 | 2017 | 2018 | 2017 | 2018 | 2017 | 2018 | 2017 |
| | | erf. Fälle | | HZ | | AQ in % | | erf. Fälle | | HZ | | AQ in % | |
| 12073505000 | Schöneberg | | | 0 | 0 | | | | 1 | 0 | 119 | | 0,0 |
| 12073520000 | Schönfeld | 1 | 1 | 169 | 168 | 0,0 | 0,0 | | | 0 | 0 | | |
| 12073532000 | Schwedt/Oder | 25 | 28 | 83 | 93 | 8,0 | 7,1 | 135 | 126 | 449 | 417 | 8,1 | 7,9 |
| 12073565000 | Tantow | | | 0 | 0 | | | 1 | | 125 | 0 | 0,0 | |
| 12073569000 | Temmen-Ringenwalde | | | 0 | 0 | | | | | 0 | 0 | | |
| 12073572000 | Templin | 8 | 9 | 50 | 56 | 37,5 | 11,1 | 46 | 53 | 288 | 329 | 15,2 | 20,8 |
| 12073578000 | Uckerfelde | 1 | | 107 | 0 | 100,0 | | 1 | 2 | 107 | 212 | 0,0 | 0,0 |
| 12073579000 | Uckerland | 1 | 1 | 38 | 37 | 100,0 | 0,0 | | 1 | 0 | 37 | | 0,0 |
| 12073603000 | Passow | | | 0 | 0 | | | 1 | 2 | 69 | 137 | 0,0 | 100,0 |
| 12073645000 | Zichow | | | 0 | 0 | | | | | 0 | 0 | | |

Auszug aus PKS des Landes Brandenburg
Kennzahlen für ausgewählte Deliktsbereiche

| Schlüssel | Bezeichnung | Diebstahl in/aus Garagen/Carports | | | | | | Diebstahl in/aus Bungalows, Gartenlauben, -anlagen... | | | | | |
|-------------------|-------------------------------|-----------------------------------|--------------|-----------|-----------|-------------|-------------|---|--------------|------------|------------|-------------|-------------|
| | | 2018 | 2017 | 2018 | 2017 | 2018 | 2017 | 2018 | 2017 | 2018 | 2017 | 2018 | 2017 |
| | | erf. Fälle | | HZ | | AQ in % | | erf. Fälle | | HZ | | AQ in % | |
| 1200000000 | Bundesland Brandenburg | 1.989 | 2.173 | 79 | 87 | 13,4 | 11,2 | 2.608 | 3.335 | 104 | 134 | 14,6 | 14,3 |
| 1205100000 | Brandenburg an der Havel | 26 | 37 | 36 | 52 | 19,2 | 13,5 | 98 | 48 | 136 | 67 | 4,1 | 20,8 |
| 1205200000 | Cottbus | 129 | 117 | 128 | 117 | 9,3 | 12,0 | 108 | 276 | 107 | 275 | 16,7 | 12,3 |
| 1205300000 | Frankfurt (Oder) | 47 | 126 | 81 | 217 | 2,1 | 2,4 | 171 | 163 | 294 | 280 | 5,3 | 14,7 |
| 1205400000 | Potsdam | 82 | 59 | 47 | 34 | 36,6 | 13,6 | 89 | 117 | 51 | 68 | 7,9 | 6,0 |
| 1206000000 | Landkreis Barnim | 81 | 61 | 45 | 34 | 6,2 | 14,8 | 122 | 237 | 67 | 132 | 7,4 | 9,7 |
| 12060005000 | Ahrensfelde | 8 | 6 | 60 | 46 | 12,5 | 0,0 | 12 | 11 | 90 | 84 | 0,0 | 9,1 |
| 12060012000 | Althüttendorf | | | 0 | 0 | | | 1 | | 171 | 0 | 0,0 | |
| 12060020000 | Bernau bei Berlin | 8 | 6 | 21 | 16 | 0,0 | 16,7 | 26 | 45 | 68 | 119 | 3,8 | 6,7 |
| 12060024000 | Biesenthal | | 3 | 0 | 53 | | 0,0 | 2 | 7 | 35 | 123 | 0,0 | 0,0 |
| 12060034000 | Breydin | | | 0 | 0 | | | | | 0 | 0 | | |
| 12060036000 | Britz | | 1 | 0 | 47 | | 0,0 | | | 0 | 0 | | |
| 12060045000 | Chorin | | 1 | 0 | 44 | | 100,0 | 1 | | 43 | 0 | 0,0 | |
| 12060052000 | Eberswalde | 51 | 24 | 127 | 60 | 2,0 | 8,3 | 39 | 100 | 97 | 250 | 5,1 | 10,0 |
| 12060068000 | Friedrichswalde | 1 | | 125 | 0 | 0,0 | | | | 0 | 0 | | |
| 12060092000 | Hohenfinow | | | 0 | 0 | | | 1 | 1 | 190 | 189 | 100,0 | 0,0 |
| 12060100000 | Joachimsthal | 1 | 1 | 30 | 29 | 0,0 | 0,0 | | 5 | 0 | 145 | | 0,0 |
| 12060128000 | Liepe | | | 0 | 0 | | | | 1 | 0 | 157 | | 0,0 |
| 12060149000 | Lunow-Stolzenhagen | 1 | 1 | 83 | 83 | 0,0 | 0,0 | | | 0 | 0 | | |
| 12060154000 | Marlenwerder | 1 | | 59 | 0 | 0,0 | | | 2 | 0 | 118 | | 50,0 |
| 12060161000 | Melchow | | | 0 | 0 | | | | 1 | 0 | 107 | | 0,0 |
| 12060172000 | Niederfinow | | | 0 | 0 | | | | | 0 | 0 | | |
| 12060176000 | Oderberg | 1 | 1 | 46 | 46 | 0,0 | 100,0 | 4 | 2 | 184 | 92 | 0,0 | 0,0 |
| 12060181000 | Panketal | 3 | 6 | 15 | 29 | 0,0 | 16,7 | 8 | 35 | 39 | 172 | 0,0 | 8,6 |
| 12060185000 | Parsteinsee | | | 0 | 0 | | | 1 | | 185 | 0 | 0,0 | |
| 12060192000 | Rüdnitz | | | 0 | 0 | | | 1 | | 50 | 0 | 0,0 | |
| 12060198000 | Schorfheide | | 4 | 0 | 40 | | 25,0 | 13 | 7 | 131 | 70 | 30,8 | 0,0 |
| 12060250000 | Sydower Fließ | | 1 | 0 | 107 | | 0,0 | 1 | 1 | 103 | 107 | 0,0 | 0,0 |
| 12060269000 | Wandlitz | 3 | 4 | 13 | 18 | 0,0 | 25,0 | 9 | 14 | 40 | 63 | 11,1 | 35,7 |
| 12060280000 | Werneuchen | 3 | 2 | 34 | 23 | 66,7 | 50,0 | 3 | 4 | 34 | 47 | 0,0 | 0,0 |
| 12060296000 | Ziethen | | | 0 | 0 | | | | 1 | 0 | 226 | | 0,0 |

Auszug aus PKS des Landes Brandenburg
Kennzahlen für ausgewählte Deliktbereiche

| Schlüssel | Bezeichnung | Diebstahl in/aus Garagen/Carports | | | | | | Diebstahl in/aus Bungalows, Gartenlauben, -anlagen... | | | | | |
|-------------|---------------------------|-----------------------------------|------|------|------|---------|-------|---|------|------|------|---------|------|
| | | 2018 | 2017 | 2018 | 2017 | 2018 | 2017 | 2018 | 2017 | 2018 | 2017 | 2018 | 2017 |
| | | erf. Fälle | | HZ | | AQ in % | | erf. Fälle | | HZ | | AQ in % | |
| 12061000000 | Landkreis Dahme-Spreewald | 96 | 120 | 57 | 72 | 3,1 | 9,2 | 175 | 216 | 105 | 130 | 22,3 | 14,4 |
| 12061005000 | Alt Zauche-Wußwerk | | | 0 | 0 | | | 1 | | 205 | 0 | 0,0 | |
| 12061017000 | Bersteland | | 1 | 0 | 111 | | 0,0 | | 2 | 0 | 222 | | 0,0 |
| 12061020000 | Bestensee | 6 | 10 | 77 | 133 | 0,0 | 0,0 | 16 | 10 | 206 | 133 | 6,3 | 0,0 |
| 12061061000 | Byhleguhre-Byhlen | | | 0 | 0 | | | 1 | | 137 | 0 | 100,0 | |
| 12061097000 | Drahnsdorf | | | 0 | 0 | | | | | 0 | 0 | | |
| 12061112000 | Eichwalde | 7 | 3 | 109 | 46 | 0,0 | 33,3 | 6 | 5 | 93 | 77 | 0,0 | 0,0 |
| 12061164000 | Golßen | 3 | 1 | 118 | 39 | 33,3 | 0,0 | 3 | 1 | 118 | 39 | 0,0 | 0,0 |
| 12061192000 | Groß Köris | | 1 | 0 | 44 | | 100,0 | 3 | 11 | 131 | 486 | 0,0 | 0,0 |
| 12061216000 | Halbe | 1 | 3 | 42 | 122 | 0,0 | 0,0 | 1 | 2 | 42 | 81 | 100,0 | 50,0 |
| 12061217000 | Heidesee | 1 | 1 | 14 | 14 | 0,0 | 0,0 | 7 | 11 | 98 | 156 | 128,6 | 0,0 |
| 12061219000 | Heideblick | 2 | 1 | 56 | 28 | 0,0 | 100,0 | 2 | 11 | 56 | 305 | 0,0 | 90,9 |
| 12061224000 | Jamlitz | | | 0 | 0 | | | 1 | | 191 | 0 | 0,0 | |
| 12061244000 | Kasel-Golzig | | | 0 | 0 | | | | | 0 | 0 | | |
| 12061260000 | Königs Wusterhausen | 15 | 47 | 41 | 129 | 0,0 | 10,6 | 37 | 65 | 101 | 178 | 29,7 | 6,2 |
| 12061265000 | Krausnick-Groß Wasserburg | | 1 | 0 | 167 | | 0,0 | 1 | 1 | 168 | 167 | 0,0 | 0,0 |
| 12061308000 | Lieberose | 2 | 1 | 145 | 74 | 0,0 | 100,0 | | 3 | 0 | 221 | | 33,3 |
| 12061316000 | Lübben (Spreewald) | 19 | 3 | 136 | 22 | 5,3 | 0,0 | 8 | 12 | 57 | 87 | 0,0 | 16,7 |
| 12061320000 | Luckau | 7 | 3 | 72 | 31 | 0,0 | 0,0 | 14 | 5 | 144 | 52 | 7,1 | 20,0 |
| 12061328000 | Märkisch Buchholz | | | 0 | 0 | | | 1 | | 124 | 0 | 0,0 | |
| 12061329000 | Märkische Heide | | | 0 | 0 | | | | 4 | 0 | 102 | | 25,0 |
| 12061332000 | Mittenwalde | 4 | 11 | 44 | 123 | 0,0 | 0,0 | 14 | 19 | 154 | 212 | 0,0 | 5,3 |
| 12061344000 | Münchehofe | | | 0 | 0 | | | 1 | | 212 | 0 | 0,0 | |
| 12061352000 | Neu Zauche | | 1 | 0 | 90 | | 0,0 | 1 | 1 | 91 | 90 | 100,0 | 0,0 |
| 12061405000 | Rietzneuendorf-Staakow | | | 0 | 0 | | | | 1 | 0 | 163 | | 0,0 |
| 12061428000 | Schlepzig | | 1 | 0 | 164 | | 0,0 | | | 0 | 0 | | |
| 12061433000 | Schönefeld | 13 | 5 | 89 | 35 | 0,0 | 0,0 | 7 | 14 | 48 | 97 | 0,0 | 7,1 |
| 12061435000 | Schönwald | | 1 | 0 | 85 | | 0,0 | | 2 | 0 | 171 | | 0,0 |
| 12061444000 | Schulzendorf | 1 | 3 | 12 | 38 | 0,0 | 0,0 | 3 | 8 | 37 | 100 | 0,0 | 0,0 |
| 12061448000 | Schwerin | 1 | | 122 | 0 | 0,0 | | 2 | 1 | 244 | 123 | 0,0 | 0,0 |
| 12061450000 | Schwielochsee | 1 | 1 | 67 | 67 | 0,0 | 0,0 | 6 | 5 | 403 | 336 | 16,7 | 20,0 |
| 12061470000 | Spreewaldheide | | | 0 | 0 | | | | | 0 | 0 | | |
| 12061471000 | Steinreich | | 1 | 0 | 198 | | 100,0 | | | 0 | 0 | | |

Auszug aus PKS des Landes Brandenburg
Kennzahlen für ausgewählte Deliktbereiche

| Schlüssel | Bezeichnung | Diebstahl in/aus Garagen/Carports | | | | | | Diebstahl in/aus Bungalows, Gartenlauben, -anlagen... | | | | | |
|--------------------|------------------------------|-----------------------------------|------------|-----------|-----------|------------|------------|---|------------|------------|------------|-------------|-------------|
| | | 2018 | 2017 | 2018 | 2017 | 2018 | 2017 | 2018 | 2017 | 2018 | 2017 | 2018 | 2017 |
| | | erf. Fälle | | HZ | | AQ in % | | erf. Fälle | | HZ | | AQ in % | |
| 12061476000 | Straupitz | | | 0 | 0 | | | | 1 | 0 | 105 | | 0,0 |
| 12061492000 | Teupitz | | | 0 | 0 | | | 5 | 2 | 266 | 107 | 0,0 | 50,0 |
| 12061510000 | Unterspreewald | | | 0 | 0 | | | | | 0 | 0 | | |
| 12061540000 | Wildau | 10 | 18 | 99 | 179 | 10,0 | 5,6 | 17 | 13 | 168 | 129 | 70,6 | 38,5 |
| 12061572000 | Zeuthen | 3 | 2 | 27 | 18 | 0,0 | 0,0 | 17 | 6 | 150 | 53 | 5,9 | 33,3 |
| 12062000000 | Landkreis Elbe-Elster | 100 | 103 | 97 | 99 | 7,0 | 4,9 | 152 | 222 | 147 | 213 | 13,2 | 15,3 |
| 12062024000 | Bad Liebenwerda | 14 | 23 | 151 | 248 | 21,4 | 13,0 | 21 | 33 | 226 | 355 | 4,8 | 12,1 |
| 12062088000 | Crinitz | | | 0 | 0 | | | 7 | | 585 | 0 | 0,0 | |
| 12062092000 | Doberlug-Kirchhain | 4 | 4 | 44 | 44 | 50,0 | 0,0 | 13 | 18 | 144 | 196 | 7,7 | 0,0 |
| 12062124000 | Elsterwerda | 10 | 34 | 125 | 419 | 0,0 | 0,0 | 16 | 35 | 201 | 431 | 6,3 | 5,7 |
| 12062128000 | Falkenberg/Elster | 20 | 7 | 312 | 108 | 0,0 | 0,0 | 18 | 6 | 281 | 93 | 55,6 | 0,0 |
| 12062134000 | Fichtwald | | | 0 | 0 | | | | 1 | 0 | 154 | | 100,0 |
| 12062140000 | Finsterwalde | 26 | 14 | 158 | 85 | 0,0 | 0,0 | 24 | 43 | 146 | 261 | 8,3 | 16,3 |
| 12062177000 | Gorden-Staupitz | | | 0 | 0 | | | 3 | 2 | 314 | 209 | 0,0 | 0,0 |
| 12062196000 | Gröden | | | 0 | 0 | | | 1 | 1 | 74 | 73 | 0,0 | 0,0 |
| 12062208000 | Großthiemig | | | 0 | 0 | | | | 1 | 0 | 96 | | 0,0 |
| 12062219000 | Heideland | | | 0 | 0 | | | | | 0 | 0 | | |
| 12062224000 | Herzberg/Elster | 16 | 3 | 176 | 33 | 0,0 | 33,3 | 18 | 16 | 198 | 175 | 11,1 | 31,3 |
| 12062232000 | Hirschfeld | 1 | 2 | 81 | 159 | 100,0 | 50,0 | 6 | 1 | 485 | 80 | 0,0 | 0,0 |
| 12062237000 | Hohenbucko | 1 | | 158 | 0 | 0,0 | | | | 0 | 0 | | |
| 12062240000 | Hohenleipisch | | 2 | 0 | 97 | | 0,0 | 3 | 11 | 148 | 535 | 0,0 | 36,4 |
| 12062282000 | Kremitzau | 1 | | 127 | 0 | 0,0 | | | | 0 | 0 | | |
| 12062289000 | Lebusa | | | 0 | 0 | | | | | 0 | 0 | | |
| 12062293000 | Lichterfeld-Schacksdorf | | | 0 | 0 | | | | | 0 | 0 | | |
| 12062333000 | Massen-Niederlausitz | 1 | 1 | 53 | 52 | 0,0 | 0,0 | 2 | 5 | 106 | 261 | 50,0 | 80,0 |
| 12062336000 | Merzdorf | | | 0 | 0 | | | | | 0 | 0 | | |
| 12062341000 | Mühlberg/Elbe | 1 | | 27 | 0 | 0,0 | | 9 | 3 | 240 | 79 | 0,0 | 33,3 |
| 12062372000 | Plessa | 1 | 1 | 38 | 37 | 0,0 | 0,0 | | 4 | 0 | 150 | | 50,0 |
| 12062410000 | Röderland | | 4 | 0 | 102 | | 0,0 | 1 | 11 | 26 | 281 | 0,0 | 9,1 |
| 12062417000 | Rückersdorf | | | 0 | 0 | | | 3 | 8 | 221 | 575 | 0,0 | 25,0 |
| 12062425000 | Sallgast | | | 0 | 0 | | | | | 0 | 0 | | |
| 12062440000 | Schilda | | | 0 | 0 | | | 1 | | 210 | 0 | 0,0 | |
| 12062445000 | Schlieben | | | 0 | 0 | | | 1 | | 41 | 0 | 0,0 | |

Auszug aus PKS des Landes Brandenburg
Kennzahlen für ausgewählte Deliktsbereiche

| Schlüssel | Bezeichnung | Diebstahl in/aus Garagen/Carports | | | | | | Diebstahl in/aus Bungalows, Gartenlauben, -anlagen... | | | | | |
|-------------|----------------------------|-----------------------------------|-----------|-----------|-----------|-------------|-------------|---|------------|-----------|------------|-------------|-------------|
| | | 2018 | 2017 | 2018 | 2017 | 2018 | 2017 | 2018 | 2017 | 2018 | 2017 | 2018 | 2017 |
| | | erf. Fälle | | HZ | | AQ in % | | erf. Fälle | | HZ | | AQ in % | |
| 12062453000 | Schönborn | | 3 | 0 | 193 | | 0,0 | 1 | | 64 | 0 | 0,0 | |
| 12062461000 | Schönwalde | | 2 | 0 | 65 | | 0,0 | | 2 | 0 | 65 | | 0,0 |
| 12062464000 | Schraden | | | 0 | 0 | | | | | 0 | 0 | | |
| 12062469000 | Sonnenwalde | 1 | | 31 | 0 | 0,0 | | 3 | 15 | 92 | 460 | 33,3 | 6,7 |
| 12062492000 | Tröbitz | 2 | 1 | 287 | 140 | 50,0 | 0,0 | | 5 | 0 | 699 | | 0,0 |
| 12062500000 | Uebigau-Wahrenbrück | 1 | 2 | 19 | 38 | 0,0 | 0,0 | 1 | 1 | 19 | 19 | 100,0 | 0,0 |
| 12063000000 | Landkreis Havelland | 64 | 72 | 40 | 45 | 15,6 | 34,7 | 150 | 167 | 93 | 105 | 38,7 | 11,4 |
| 12063036000 | Brieselang | 1 | | 9 | 0 | 0,0 | | 4 | 5 | 34 | 43 | 0,0 | 0,0 |
| 12063056000 | Dallgow-Döberitz | 6 | 4 | 60 | 40 | 0,0 | 100,0 | 4 | 5 | 40 | 50 | 25,0 | 40,0 |
| 12063080000 | Falkensee | 9 | 14 | 21 | 32 | 11,1 | 21,4 | 23 | 12 | 53 | 28 | 13,0 | 16,7 |
| 12063088000 | Friesack | 6 | | 235 | 0 | 50,0 | | 1 | 7 | 39 | 273 | 0,0 | 0,0 |
| 12063094000 | Gollenberg | | | 0 | 0 | | | 1 | | 246 | 0 | 0,0 | |
| 12063112000 | Großderschau | | | 0 | 0 | | | | | 0 | 0 | | |
| 12063134000 | Havelaue | | | 0 | 0 | | | | | 0 | 0 | | |
| 12063142000 | Wiesenaue | | 1 | 0 | 130 | | 100,0 | | | 0 | 0 | | |
| 12063148000 | Ketzin | 3 | | 46 | 0 | 0,0 | | 57 | 16 | 877 | 247 | 75,4 | 43,8 |
| 12063161000 | Kleßen-Görne | | | 0 | 0 | | | | | 0 | 0 | | |
| 12063165000 | Kotzen | | | 0 | 0 | | | | | 0 | 0 | | |
| 12063186000 | Märkisch Luch | | | 0 | 0 | | | | | 0 | 0 | | |
| 12063189000 | Milower Land | 1 | | 23 | 0 | 0,0 | | 2 | 1 | 47 | 23 | 0,0 | 100,0 |
| 12063202000 | Mühlenberge | | | 0 | 0 | | | | | 0 | 0 | | |
| 12063208000 | Nauen | 22 | 19 | 124 | 109 | 18,2 | 78,9 | 18 | 51 | 102 | 292 | 27,8 | 5,9 |
| 12063212000 | Nennhausen | 2 | | 108 | 0 | 0,0 | | | 1 | 0 | 53 | | 0,0 |
| 12063228000 | Paulinenaue | | 2 | 0 | 159 | | 0,0 | 1 | | 77 | 0 | 0,0 | |
| 12063240000 | Pessin | | | 0 | 0 | | | | | 0 | 0 | | |
| 12063244000 | Premnitz | 4 | 3 | 48 | 36 | 25,0 | 0,0 | 7 | 18 | 84 | 214 | 14,3 | 0,0 |
| 12063252000 | Rathenow | 5 | 14 | 21 | 58 | 0,0 | 14,3 | 24 | 32 | 99 | 132 | 8,3 | 6,3 |
| 12063256000 | Retzow | | | 0 | 0 | | | | | 0 | 0 | | |
| 12063260000 | Rhinow | 2 | 1 | 125 | 62 | 0,0 | 0,0 | 1 | 1 | 62 | 62 | 0,0 | 0,0 |
| 12063273000 | Schönwalde-Glien | | 3 | 0 | 32 | | 0,0 | 2 | 4 | 21 | 42 | 0,0 | 0,0 |
| 12063274000 | Seeblick | | | 0 | 0 | | | 1 | | 112 | 0 | 0,0 | |
| 12063293000 | Stechow-Ferchesar | | | 0 | 0 | | | 1 | | 110 | 0 | 0,0 | |
| 12063357000 | Wustermark | 3 | 11 | 33 | 123 | 33,3 | 0,0 | 3 | 14 | 33 | 157 | 100,0 | 14,3 |

Auszug aus PKS des Landes Brandenburg
Kennzahlen für ausgewählte Deliktbereiche

| Schlüssel | Bezeichnung | Diebstahl in/aus Garagen/Carports | | | | | | Diebstahl in/aus Bungalows, Gartenlauben, -anlagen... | | | | | |
|-------------|-----------------------------|-----------------------------------|------|------|-------|---------|------|---|------|------|-------|---------|-------|
| | | 2018 | 2017 | 2018 | 2017 | 2018 | 2017 | 2018 | 2017 | 2018 | 2017 | 2018 | 2017 |
| | | erf. Fälle | | HZ | | AQ in % | | erf. Fälle | | HZ | | AQ in % | |
| 12064000000 | Landkreis Märkisch-Oderland | 150 | 200 | 78 | 104 | 8,7 | 10,5 | 191 | 215 | 99 | 112 | 11,5 | 20,0 |
| 12064009000 | Alt Tucheband | | | 0 | 0 | | | | | 0 | 0 | | |
| 12064029000 | Altlandsberg | 1 | 2 | 11 | 22 | 0,0 | 0,0 | 7 | 7 | 75 | 75 | 28,6 | 42,9 |
| 12064044000 | Bad Freienwalde (Oder) | 14 | 15 | 114 | 122 | 0,0 | 0,0 | 13 | 9 | 105 | 73 | 7,7 | 22,2 |
| 12064053000 | Beiersdorf-Freudenberg | | | 0 | 0 | | | | | 0 | 0 | | |
| 12064057000 | Bleyen-Genschmar | 1 | | 220 | 0 | 0,0 | | 1 | | 220 | 0 | 0,0 | |
| 12064061000 | Bliesdorf | | | 0 | 0 | | | | 1 | 0 | 87 | | 0,0 |
| 12064084000 | Buckow (Märkische Schweiz) | | | 0 | 0 | | | | 9 | 0 | 604 | | 11,1 |
| 12064125000 | Falkenberg | 2 | 1 | 91 | 45 | 0,0 | 0,0 | | | 0 | 0 | | |
| 12064128000 | Falkenhagen (Mark) | 1 | 1 | 143 | 143 | 0,0 | 0,0 | 1 | | 143 | 0 | 0,0 | |
| 12064130000 | Fichtenhöhe | | 1 | 0 | 199 | | 0,0 | | | 0 | 0 | | |
| 12064136000 | Fredersdorf-Vogelsdorf | 7 | 5 | 51 | 37 | 0,0 | 0,0 | 9 | 9 | 65 | 66 | 0,0 | 0,0 |
| 12064153000 | Garzau-Garzin | | | 0 | 0 | | | 1 | 6 | 213 | 1.310 | 0,0 | 0,0 |
| 12064172000 | Golzow | | | 0 | 0 | | | 2 | | 245 | 0 | 0,0 | |
| 12064190000 | Gusow-Platow | | | 0 | 0 | | | | | 0 | 0 | | |
| 12064205000 | Heckelberg-Brunow | | | 0 | 0 | | | | 1 | 0 | 150 | | 100,0 |
| 12064222000 | Höhenland | | | 0 | 0 | | | | | 0 | 0 | | |
| 12064227000 | Hoppegarten | 8 | 9 | 45 | 51 | 12,5 | 0,0 | 4 | 16 | 22 | 90 | 0,0 | 6,3 |
| 12064266000 | Küstriner Vorland | 4 | 2 | 156 | 79 | 25,0 | 0,0 | 6 | 1 | 233 | 39 | 0,0 | 100,0 |
| 12064268000 | Lebus | 2 | 2 | 63 | 64 | 0,0 | 0,0 | | | 0 | 0 | | |
| 12064274000 | Letschin | 7 | 20 | 176 | 500 | 14,3 | 0,0 | 5 | 3 | 126 | 75 | 40,0 | 0,0 |
| 12064288000 | Lietzen | | 1 | 0 | 130 | | 0,0 | | | 0 | 0 | | |
| 12064290000 | Lindendorf | | | 0 | 0 | | | 1 | 1 | 74 | 74 | 0,0 | 0,0 |
| 12064303000 | Märkische Höhe | | 2 | 0 | 350 | | 50,0 | | 1 | 0 | 175 | | 0,0 |
| 12064317000 | Müncheberg | 3 | 3 | 44 | 44 | 66,7 | 0,0 | 14 | 10 | 205 | 147 | 7,1 | 10,0 |
| 12064336000 | Neuenhagen bei Berlin | 7 | 7 | 39 | 39 | 0,0 | 0,0 | 7 | 14 | 39 | 78 | 0,0 | 14,3 |
| 12064340000 | Neuhardenberg | 13 | 5 | 490 | 191 | 0,0 | 0,0 | 1 | 2 | 38 | 76 | 0,0 | 0,0 |
| 12064349000 | Neulewin | 1 | 12 | 111 | 1.325 | 0,0 | 0,0 | 4 | 8 | 442 | 883 | 0,0 | 0,0 |
| 12064365000 | Neutrebbin | | 1 | 0 | 72 | | 0,0 | 2 | | 144 | 0 | 0,0 | |
| 12064370000 | Oberbarnim | | | 0 | 0 | | | 8 | 7 | 524 | 485 | 25,0 | 0,0 |
| 12064371000 | Oderau | 2 | 11 | 126 | 694 | 0,0 | 9,1 | 1 | 2 | 63 | 126 | 0,0 | 0,0 |
| 12064380000 | Petershagen/Eggersdorf | 4 | 7 | 27 | 48 | 25,0 | 14,3 | 4 | 10 | 27 | 68 | 25,0 | 0,0 |
| 12064388000 | Podelzig | | 1 | 0 | 117 | | 0,0 | | | 0 | 0 | | |

Auszug aus PKS des Landes Brandenburg
Kennzahlen für ausgewählte Deliktbereiche

| Schlüssel | Bezeichnung | Diebstahl in/aus Garagen/Carports | | | | | | Diebstahl in/aus Bungalows, Gartenlauben, -anlagen... | | | | | |
|--------------------|----------------------------|-----------------------------------|------------|-----------|-----------|-------------|-------------|---|------------|-----------|------------|-------------|------------|
| | | 2018 | 2017 | 2018 | 2017 | 2018 | 2017 | 2018 | 2017 | 2018 | 2017 | 2018 | 2017 |
| | | erf. Fälle | | HZ | | AQ in % | | erf. Fälle | | HZ | | AQ in % | |
| 12064393000 | Prötzel | | | 0 | 0 | | | 3 | 2 | 299 | 198 | 0,0 | 0,0 |
| 12064408000 | Rehfelde | 1 | | 20 | 0 | 0,0 | | 3 | 4 | 60 | 83 | 0,0 | 0,0 |
| 12064417000 | Reichenow-Möglin | | 2 | 0 | 366 | | 0,0 | | | 0 | 0 | | |
| 12064420000 | Reitwein | | | 0 | 0 | | | | | 0 | 0 | | |
| 12064428000 | Rüdersdorf bei Berlin | 5 | 20 | 32 | 130 | 0,0 | 25,0 | 13 | 12 | 83 | 78 | 30,8 | 25,0 |
| 12064448000 | Seelow | 2 | 1 | 37 | 18 | 0,0 | 0,0 | 10 | 15 | 185 | 275 | 10,0 | 6,7 |
| 12064472000 | Strausberg | 49 | 60 | 185 | 227 | 10,2 | 18,3 | 44 | 48 | 166 | 182 | 18,2 | 56,3 |
| 12064480000 | Treplin | | | 0 | 0 | | | | | 0 | 0 | | |
| 12064482000 | Vierlinden | | | 0 | 0 | | | | 1 | 0 | 68 | | 0,0 |
| 12064484000 | Waldsiedersdorf | 2 | 1 | 247 | 124 | 50,0 | 0,0 | 7 | 5 | 865 | 618 | 0,0 | 0,0 |
| 12064512000 | Wriezen | 13 | 7 | 179 | 95 | 0,0 | 28,6 | 19 | 9 | 262 | 123 | 0,0 | 0,0 |
| 12064538000 | Zechin | 1 | | 150 | 0 | 100,0 | | 1 | 1 | 150 | 155 | 0,0 | 0,0 |
| 12064539000 | Zeschdorf | | 1 | 0 | 80 | | 0,0 | | 1 | 0 | 80 | | 0,0 |
| 12065000000 | Landkreis Oberhavel | 103 | 105 | 49 | 50 | 16,5 | 14,3 | 133 | 273 | 63 | 131 | 27,1 | 7,0 |
| 12065036000 | Birkenwerder | | 2 | 0 | 25 | | 0,0 | 1 | 7 | 12 | 87 | 0,0 | 42,9 |
| 12065084000 | Fürstenberg/Havel | 3 | 8 | 51 | 136 | 66,7 | 0,0 | 4 | 6 | 68 | 102 | 0,0 | 33,3 |
| 12065096000 | Glienicke/Nordbahn | 7 | | 57 | 0 | 14,3 | | 8 | 1 | 65 | 8 | 0,0 | 0,0 |
| 12065100000 | Gransee | 2 | 4 | 34 | 68 | 0,0 | 50,0 | 4 | 1 | 68 | 17 | 0,0 | 0,0 |
| 12065117000 | Großwoltersdorf | | 1 | 0 | 130 | | 0,0 | 1 | | 131 | 0 | 0,0 | |
| 12065136000 | Hennigsdorf | 10 | 21 | 38 | 80 | 20,0 | 42,9 | 3 | 29 | 11 | 111 | 33,3 | 0,0 |
| 12065144000 | Hohen Neuendorf | 5 | 10 | 19 | 39 | 40,0 | 10,0 | 8 | 14 | 31 | 54 | 0,0 | 14,3 |
| 12065165000 | Kremmen | | 4 | 0 | 55 | | 0,0 | 4 | 4 | 53 | 55 | 0,0 | 0,0 |
| 12065180000 | Leegebruch | 2 | 1 | 29 | 15 | 0,0 | 0,0 | 1 | 1 | 15 | 15 | 0,0 | 0,0 |
| 12065193000 | Liebenwalde | 2 | 1 | 47 | 23 | 0,0 | 0,0 | 5 | 8 | 117 | 187 | 0,0 | 12,5 |
| 12065198000 | Löwenberger Land | 3 | 11 | 37 | 136 | 0,0 | 0,0 | 7 | 9 | 86 | 111 | 0,0 | 11,1 |
| 12065225000 | Mühlenbecker Land | 2 | 7 | 13 | 47 | 50,0 | 0,0 | 12 | 15 | 80 | 101 | 8,3 | 0,0 |
| 12065251000 | Oberkrämer | 3 | 9 | 27 | 82 | 33,3 | 0,0 | 20 | 12 | 178 | 109 | 5,0 | 8,3 |
| 12065256000 | Oranienburg | 46 | 13 | 105 | 29 | 6,5 | 15,4 | 27 | 90 | 61 | 204 | 100,0 | 4,4 |
| 12065276000 | Schönermark | 1 | | 222 | 0 | 100,0 | | | | 0 | 0 | | |
| 12065301000 | Sonnenberg | | | 0 | 0 | | | | | 0 | 0 | | |
| 12065310000 | Stechlin | | 1 | 0 | 82 | | 0,0 | | | 0 | 0 | | |
| 12065332000 | Velten | 6 | 5 | 51 | 42 | 50,0 | 20,0 | 16 | 64 | 135 | 542 | 25,0 | 4,7 |
| 12065356000 | Zehdenick | 11 | 7 | 82 | 52 | 9,1 | 0,0 | 12 | 12 | 89 | 89 | 16,7 | 16,7 |

Auszug aus PKS des Landes Brandenburg
Kennzahlen für ausgewählte Deliktsbereiche

| Schlüssel | Bezeichnung | Diebstahl in/aus Garagen/Carports | | | | | | Diebstahl in/aus Bungalows, Gartenlauben, -anlagen... | | | | | |
|-------------|---------------------------------|-----------------------------------|------|------|------|---------|------|---|------|------|-------|---------|-------|
| | | 2018 | 2017 | 2018 | 2017 | 2018 | 2017 | 2018 | 2017 | 2018 | 2017 | 2018 | 2017 |
| | | erf. Fälle | | HZ | | AQ in % | | erf. Fälle | | HZ | | AQ in % | |
| 12066000000 | Landkreis Oberspreewald-Lausitz | 208 | 235 | 187 | 210 | 8,7 | 7,7 | 135 | 206 | 121 | 184 | 8,1 | 20,4 |
| 12066008000 | Altdöbern | 3 | 3 | 123 | 119 | 0,0 | 33,3 | 1 | 13 | 41 | 516 | 0,0 | 7,7 |
| 12066041000 | Bronkow | | | 0 | 0 | | | | | 0 | 0 | | |
| 12066052000 | Calau | 3 | 9 | 39 | 115 | 0,0 | 11,1 | 8 | 5 | 103 | 64 | 25,0 | 20,0 |
| 12066064000 | Frauendorf | | | 0 | 0 | | | | | 0 | 0 | | |
| 12066104000 | Großmehlen | | 1 | 0 | 91 | | 0,0 | | | 0 | 0 | | |
| 12066112000 | Großräschen | 12 | 5 | 140 | 58 | 16,7 | 20,0 | 7 | 9 | 81 | 104 | 14,3 | 22,2 |
| 12066116000 | Grünewald | | | 0 | 0 | | | | | 0 | 0 | | |
| 12066120000 | Guteborn | | | 0 | 0 | | | | | 0 | 0 | | |
| 12066124000 | Hermisdorf | | | 0 | 0 | | | | | 0 | 0 | | |
| 12066132000 | Hohenbocka | | | 0 | 0 | | | | | 0 | 0 | | |
| 12066168000 | Kroppen | | 1 | 0 | 147 | | 0,0 | | | 0 | 0 | | |
| 12066176000 | Lauchhammer | 27 | 40 | 185 | 270 | 3,7 | 15,0 | 16 | 13 | 110 | 88 | 6,3 | 15,4 |
| 12066188000 | Lindenau | | | 0 | 0 | | | | | 0 | 0 | | |
| 12066196000 | Lübbenau/Spreewald | 52 | 34 | 323 | 211 | 15,4 | 2,9 | 36 | 23 | 224 | 143 | 2,8 | 17,4 |
| 12066202000 | Luckaitztal | | | 0 | 0 | | | 1 | | 124 | 0 | 0,0 | |
| 12066226000 | Neu-Seeland | | | 0 | 0 | | | | 6 | 0 | 1.015 | | 0,0 |
| 12066228000 | Neupetershain | | | 0 | 0 | | | | 5 | 0 | 407 | | 0,0 |
| 12066240000 | Ortrand | 2 | | 94 | 0 | 0,0 | | 1 | 1 | 47 | 47 | 100,0 | 0,0 |
| 12066272000 | Ruhland | 2 | 2 | 55 | 54 | 50,0 | 0,0 | | 1 | 0 | 27 | | 100,0 |
| 12066285000 | Schipkau | 7 | 7 | 103 | 103 | 0,0 | 14,3 | 21 | 4 | 309 | 59 | 4,8 | 0,0 |
| 12066292000 | Schwarzbach | | | 0 | 0 | | | | | 0 | 0 | | |
| 12066296000 | Schwarzheide | 11 | 12 | 194 | 210 | 0,0 | 16,7 | 2 | 36 | 35 | 630 | 0,0 | 25,0 |
| 12066304000 | Senftenberg | 59 | 89 | 240 | 359 | 3,4 | 4,5 | 29 | 49 | 118 | 198 | 3,4 | 24,5 |
| 12066316000 | Tettau | | | 0 | 0 | | | | | 0 | 0 | | |
| 12066320000 | Vetschau/Spreewald | 30 | 32 | 367 | 386 | 13,3 | 3,1 | 13 | 41 | 159 | 494 | 23,1 | 24,4 |
| 12067000000 | Landkreis Oder-Spree | 189 | 239 | 106 | 134 | 3,7 | 6,7 | 206 | 240 | 116 | 134 | 10,2 | 10,8 |
| 12067024000 | Bad Saarow | 4 | 2 | 71 | 37 | 0,0 | 0,0 | 27 | 2 | 481 | 37 | 7,4 | 0,0 |
| 12067036000 | Beeskow | 1 | 9 | 12 | 111 | 0,0 | 11,1 | 9 | 7 | 111 | 86 | 22,2 | 0,0 |
| 12067040000 | Berkenbrück | 1 | | 100 | 0 | 0,0 | | | 2 | 0 | 199 | | 0,0 |
| 12067072000 | Briesen (Mark) | | 1 | 0 | 36 | | 0,0 | | 7 | 0 | 252 | | 0,0 |
| 12067076000 | Brieskow-Finkenheerd | 4 | 3 | 177 | 130 | 0,0 | 0,0 | 2 | 1 | 88 | 43 | 0,0 | 0,0 |
| 12067112000 | Diensdorf-Radlow | | | 0 | 0 | | | | | 0 | 0 | | |

Auszug aus PKS des Landes Brandenburg
Kennzahlen für ausgewählte Deliktbereiche

| Schlüssel | Bezeichnung | Diebstahl in/aus Garagen/Carports | | | | | | Diebstahl in/aus Bungalows, Gartenlauben, -anlagen... | | | | | |
|-------------|-----------------------|-----------------------------------|------|------|------|---------|-------|---|------|-------|-------|---------|-------|
| | | 2018 | 2017 | 2018 | 2017 | 2018 | 2017 | 2018 | 2017 | 2018 | 2017 | 2018 | 2017 |
| | | erf. Fälle | | HZ | | AQ in % | | erf. Fälle | | HZ | | AQ in % | |
| 12067120000 | Eisenhüttenstadt | 89 | 83 | 355 | 315 | 1,1 | 2,4 | 32 | 35 | 128 | 133 | 12,5 | 8,6 |
| 12067124000 | Erkner | 6 | 8 | 51 | 68 | 0,0 | 0,0 | 5 | 5 | 42 | 43 | 20,0 | 20,0 |
| 12067137000 | Friedland | | | 0 | 0 | | | 2 | | 68 | 0 | 0,0 | |
| 12067144000 | Fürstenwalde/Spree | 34 | 59 | 106 | 184 | 5,9 | 8,5 | 76 | 58 | 237 | 181 | 7,9 | 8,6 |
| 12067173000 | Gosen-Neu Zittau | 2 | 3 | 63 | 98 | 0,0 | 33,3 | | 6 | 0 | 195 | | 16,7 |
| 12067180000 | Groß Lindow | 1 | 2 | 58 | 117 | 0,0 | 0,0 | 2 | 4 | 117 | 233 | 0,0 | 0,0 |
| 12067201000 | Grünheide (Mark) | 3 | 2 | 35 | 24 | 0,0 | 0,0 | 4 | 7 | 47 | 83 | 0,0 | 0,0 |
| 12067205000 | Grunow-Dammendorf | | | 0 | 0 | | | 2 | 4 | 401 | 797 | 0,0 | 25,0 |
| 12067237000 | Jacobsdorf | | | 0 | 0 | | | | 6 | 0 | 318 | | 0,0 |
| 12067288000 | Langewahl | | | 0 | 0 | | | | | 0 | 0 | | |
| 12067292000 | Lawitz | | 1 | 0 | 168 | | 0,0 | 6 | 2 | 1.022 | 336 | 0,0 | 0,0 |
| 12067324000 | Mixdorf | | | 0 | 0 | | | | | 0 | 0 | | |
| 12067336000 | Müllrose | 1 | 4 | 22 | 88 | 0,0 | 25,0 | 5 | 17 | 109 | 372 | 0,0 | 5,9 |
| 12067338000 | Neißemünde | 2 | 6 | 122 | 377 | 0,0 | 0,0 | 1 | | 61 | 0 | 0,0 | |
| 12067357000 | Neuzelle | 9 | 14 | 210 | 327 | 33,3 | 0,0 | 4 | 6 | 94 | 140 | 0,0 | 0,0 |
| 12067397000 | Ragow-Merz | | | 0 | 0 | | | | | 0 | 0 | | |
| 12067408000 | Rauen | 1 | 3 | 51 | 151 | 0,0 | 100,0 | | 1 | 0 | 50 | | 200,0 |
| 12067413000 | Reichenwalde | | | 0 | 0 | | | 2 | 3 | 179 | 264 | 100,0 | 0,0 |
| 12067426000 | Rietz-Neuendorf | 1 | | 25 | 0 | 0,0 | | 2 | | 49 | 0 | 50,0 | |
| 12067438000 | Schlaubetal | 2 | 1 | 108 | 54 | 50,0 | 0,0 | | | 0 | 0 | | |
| 12067440000 | Schöneiche bei Berlin | 3 | 5 | 24 | 41 | 0,0 | 20,0 | 4 | 4 | 32 | 32 | 0,0 | 0,0 |
| 12067458000 | Siehdichum | 1 | 1 | 64 | 66 | 0,0 | 0,0 | | | 0 | 0 | | |
| 12067469000 | Spreehagen | 2 | | 61 | 0 | 0,0 | | 1 | 3 | 31 | 93 | 0,0 | 0,0 |
| 12067473000 | Steinhöfel | 3 | 2 | 68 | 46 | 0,0 | 50,0 | 8 | 2 | 181 | 46 | 25,0 | 100,0 |
| 12067481000 | Storkow (Mark) | 12 | 18 | 132 | 198 | 0,0 | 5,6 | 3 | 5 | 33 | 55 | 33,3 | 20,0 |
| 12067493000 | Tauche | 1 | | 26 | 0 | 0,0 | | | 3 | 0 | 77 | | 33,3 |
| 12067508000 | Vogelsang | 1 | 3 | 139 | 413 | 0,0 | 0,0 | 1 | 17 | 139 | 2.338 | 0,0 | 5,9 |
| 12067520000 | Wendisch Rietz | | 6 | 0 | 392 | | 0,0 | 2 | 8 | 127 | 523 | 0,0 | 75,0 |
| 12067528000 | Wiesenu | 2 | 1 | 162 | 79 | 0,0 | 0,0 | | 14 | 0 | 1.112 | | 0,0 |
| 12067544000 | Woltersdorf | 3 | 1 | 37 | 12 | 0,0 | 0,0 | 6 | 7 | 73 | 86 | 0,0 | 14,3 |
| 12067552000 | Ziltendorf | | 1 | 0 | 65 | | 0,0 | | 4 | 0 | 262 | | 0,0 |

Auszug aus PKS des Landes Brandenburg
Kennzahlen für ausgewählte Deliktsbereiche

| Schlüssel | Bezeichnung | Diebstahl in/aus Garagen/Carports | | | | | | Diebstahl in/aus Bungalows, Gartenlauben, -anlagen... | | | | | |
|-------------|-------------------------------------|-----------------------------------|------|------|------|---------|-------|---|------|------|------|---------|-------|
| | | 2018 | 2017 | 2018 | 2017 | 2018 | 2017 | 2018 | 2017 | 2018 | 2017 | 2018 | 2017 |
| | | erf. Fälle | | HZ | | AQ in % | | erf. Fälle | | HZ | | AQ in % | |
| 12068000000 | Landkreis Ostprignitz-Ruppin | 78 | 72 | 78 | 72 | 10,3 | 16,7 | 113 | 164 | 114 | 165 | 18,6 | 26,2 |
| 12068052000 | Breddin | | 1 | 0 | 113 | | 100,0 | | | 0 | 0 | | |
| 12068072000 | Dabergotz | | | 0 | 0 | | | | | 0 | 0 | | |
| 12068109000 | Dreetz | | 5 | 0 | 436 | | 0,0 | | 4 | 0 | 349 | | 0,0 |
| 12068117000 | Fehrbellin | 9 | 3 | 101 | 34 | 22,2 | 33,3 | 2 | 1 | 23 | 11 | 50,0 | 200,0 |
| 12068181000 | Heiligengrabe | 1 | 1 | 23 | 23 | 100,0 | 0,0 | 2 | 6 | 46 | 136 | 50,0 | 0,0 |
| 12068188000 | Herzberg (Mark) | 2 | 5 | 306 | 759 | 50,0 | 0,0 | | 1 | 0 | 152 | | 0,0 |
| 12068264000 | Kyritz | 3 | 24 | 32 | 261 | 33,3 | 8,3 | 27 | 41 | 288 | 446 | 0,0 | 7,3 |
| 12068280000 | Lindow (Mark) | 1 | 1 | 33 | 33 | 100,0 | 0,0 | 2 | 3 | 65 | 99 | 0,0 | 0,0 |
| 12068306000 | Märkisch Linden | | | 0 | 0 | | | 1 | | 85 | 0 | | 0,0 |
| 12068320000 | Neuruppin | 24 | 9 | 78 | 29 | 4,2 | 33,3 | 26 | 33 | 84 | 106 | 34,6 | 57,6 |
| 12068324000 | Neustadt (Dosse) | 6 | 2 | 174 | 59 | 0,0 | 50,0 | | 5 | 0 | 147 | | 40,0 |
| 12068353000 | Rheinsberg | 20 | 6 | 247 | 74 | 0,0 | 0,0 | 9 | 16 | 111 | 196 | 11,1 | 12,5 |
| 12068372000 | Rüthnick | | | 0 | 0 | | | | | 0 | 0 | | |
| 12068409000 | Sieversdorf-Hohenofen | 1 | 1 | 143 | 140 | 0,0 | 0,0 | | | 0 | 0 | | |
| 12068413000 | Storbeck-Frankendorf | | | 0 | 0 | | | | | 0 | 0 | | |
| 12068417000 | Stüdenitz-Schönermark | | | 0 | 0 | | | | | 0 | 0 | | |
| 12068425000 | Temnitzquell | | 1 | 0 | 132 | | 100,0 | 1 | 2 | 132 | 265 | 100,0 | 0,0 |
| 12068426000 | Temnitztal | | | 0 | 0 | | | | | 0 | 0 | | |
| 12068437000 | Vielitzsee | 1 | | 216 | 0 | 0,0 | | 1 | | 216 | 0 | | 0,0 |
| 12068452000 | Walsleben | | 1 | 0 | 126 | | 0,0 | | 1 | 0 | 126 | | 0,0 |
| 12068468000 | Wittstock/Dosse | 8 | 10 | 56 | 70 | 12,5 | 20,0 | 39 | 25 | 273 | 175 | 20,5 | 56,0 |
| 12068477000 | Wusterhausen/Dosse | 2 | 2 | 34 | 34 | 0,0 | 50,0 | 3 | 26 | 51 | 437 | 0,0 | 3,8 |
| 12068501000 | Zernitz-Lohm | | | 0 | 0 | | | | | 0 | 0 | | |
| 12069000000 | Landkreis Potsdam-Mittelmark | 100 | 70 | 47 | 33 | 29,0 | 10,0 | 133 | 156 | 62 | 74 | 11,3 | 11,5 |
| 12069017000 | Beelitz | 6 | 4 | 49 | 33 | 0,0 | 0,0 | 7 | 5 | 57 | 41 | 14,3 | 20,0 |
| 12069018000 | Beetzsee | 1 | | 39 | 0 | 0,0 | | 1 | 3 | 39 | 118 | 0,0 | 66,7 |
| 12069019000 | Beetzseeheide | 1 | | 145 | 0 | 0,0 | | | | 0 | 0 | | |
| 12069020000 | Bad Belzig | 4 | 2 | 36 | 18 | 25,0 | 0,0 | 5 | 22 | 45 | 198 | 20,0 | 0,0 |
| 12069028000 | Bensdorf | 1 | | 82 | 0 | 0,0 | | | | 0 | 0 | | |
| 12069052000 | Borkheide | | | 0 | 0 | | | 1 | | 50 | 0 | | 0,0 |
| 12069056000 | Borkwalde | 1 | | 67 | 0 | 0,0 | | | 2 | 0 | 134 | | 0,0 |
| 12069076000 | Brück | | | 0 | 0 | | | 3 | 1 | 75 | 25 | 0,0 | 0,0 |

Auszug aus PKS des Landes Brandenburg
Kennzahlen für ausgewählte Deliktsbereiche

| Schlüssel | Bezeichnung | Diebstahl in/aus Garagen/Carports | | | | | | Diebstahl in/aus Bungalows, Gartenlauben, -anlagen... | | | | | |
|-------------|--------------------|-----------------------------------|------|------|------|---------|------|---|------|------|------|---------|------|
| | | 2018 | 2017 | 2018 | 2017 | 2018 | 2017 | 2018 | 2017 | 2018 | 2017 | 2018 | 2017 |
| | | erf. Fälle | | HZ | | AQ in % | | erf. Fälle | | HZ | | AQ in % | |
| 12069089000 | Buckautal | | | 0 | 0 | | | | 1 | 0 | 202 | | 0,0 |
| 12069216000 | Golzow | | | 0 | 0 | | | | | 0 | 0 | | |
| 12069224000 | Görzke | 1 | | 81 | 0 | 0,0 | | | | 0 | 0 | | |
| 12069232000 | Gräben | | | 0 | 0 | | | | 1 | 0 | 196 | | 0,0 |
| 12069249000 | Groß Kreuz/Emster | 3 | 7 | 36 | 85 | 0,0 | 42,9 | 13 | 3 | 155 | 36 | 23,1 | 0,0 |
| 12069270000 | Havelsee | | | 0 | 0 | | | 2 | 2 | 62 | 62 | 0,0 | 0,0 |
| 12069304000 | Kleinmachnow | 12 | 16 | 58 | 78 | 158,3 | 0,0 | 12 | 10 | 58 | 48 | 16,7 | 30,0 |
| 12069306000 | Kloster Lehnin | 2 | 1 | 18 | 9 | 0,0 | 0,0 | 5 | 7 | 46 | 64 | 20,0 | 14,3 |
| 12069345000 | Linthe | 1 | | 110 | 0 | 0,0 | | 1 | | 110 | 0 | 100,0 | |
| 12069397000 | Michendorf | 2 | 1 | 16 | 8 | 0,0 | 0,0 | 19 | 10 | 153 | 81 | 0,0 | 10,0 |
| 12069402000 | Mühlenfließ | | | 0 | 0 | | | 2 | | 227 | 0 | 0,0 | |
| 12069448000 | Niemegk | | | 0 | 0 | | | 3 | 1 | 147 | 49 | 0,0 | 0,0 |
| 12069454000 | Nuthetal | 1 | 12 | 11 | 134 | 100,0 | 8,3 | 2 | 6 | 22 | 67 | 0,0 | 33,3 |
| 12069460000 | Päwesin | | | 0 | 0 | | | | 1 | 0 | 192 | | 0,0 |
| 12069470000 | Planebruch | | | 0 | 0 | | | | | 0 | 0 | | |
| 12069474000 | Planetal | | | 0 | 0 | | | 1 | | 108 | 0 | 0,0 | |
| 12069485000 | Rabenstein/Fläming | 3 | | 368 | 0 | 0,0 | | | | 0 | 0 | | |
| 12069537000 | Rosenau | 6 | | 656 | 0 | 0,0 | | | | 0 | 0 | | |
| 12069541000 | Roskow | | | 0 | 0 | | | 2 | 4 | 170 | 337 | 0,0 | 0,0 |
| 12069590000 | Schwielowsee | 3 | 7 | 28 | 66 | 0,0 | 0,0 | 12 | 23 | 113 | 218 | 8,3 | 4,3 |
| 12069596000 | Seddiner See | 11 | 7 | 239 | 158 | 9,1 | 14,3 | 3 | 6 | 65 | 135 | 0,0 | 0,0 |
| 12069604000 | Stahnsdorf | 6 | 1 | 39 | 7 | 33,3 | 0,0 | 6 | 8 | 39 | 52 | 0,0 | 12,5 |
| 12069616000 | Teltow | 21 | 8 | 82 | 31 | 19,0 | 25,0 | 8 | 15 | 31 | 58 | 37,5 | 20,0 |
| 12069632000 | Treuenbrietzen | | 1 | 0 | 13 | | 0,0 | 7 | 5 | 94 | 67 | 0,0 | 0,0 |
| 12069648000 | Wenzlow | | | 0 | 0 | | | | | 0 | 0 | | |
| 12069656000 | Werder (Havel) | 11 | 3 | 43 | 12 | 9,1 | 0,0 | 13 | 13 | 51 | 51 | 7,7 | 7,7 |
| 12069665000 | Wiesenburg/Mark | | | 0 | 0 | | | 2 | 4 | 47 | 93 | 0,0 | 0,0 |
| 12069680000 | Wollin | | | 0 | 0 | | | | | 0 | 0 | | |
| 12069688000 | Wusterwitz | 1 | | 33 | 0 | 0,0 | | 3 | 2 | 98 | 66 | 33,3 | 0,0 |
| 12069696000 | Ziesar | 2 | | 82 | 0 | 0,0 | | | 1 | 0 | 41 | | 0,0 |

Auszug aus PKS des Landes Brandenburg
Kennzahlen für ausgewählte Deliktbereiche

| Schlüssel | Bezeichnung | Diebstahl in/aus Garagen/Carports | | | | | | Diebstahl in/aus Bungalows, Gartenlauben, -anlagen... | | | | | |
|-------------|------------------------|-----------------------------------|------|------|------|---------|-------|---|------|------|-------|---------|-------|
| | | 2018 | 2017 | 2018 | 2017 | 2018 | 2017 | 2018 | 2017 | 2018 | 2017 | 2018 | 2017 |
| | | erf. Fälle | | HZ | | AQ in % | | erf. Fälle | | HZ | | AQ in % | |
| 12070000000 | Landkreis Prignitz | 39 | 65 | 50 | 84 | 23,1 | 16,9 | 89 | 134 | 115 | 172 | 12,4 | 6,7 |
| 12070008000 | Bad Wilsnack | 1 | | 39 | 0 | 0,0 | | | 2 | 0 | 78 | | 0,0 |
| 12070028000 | Berge | | 1 | 0 | 130 | | 200,0 | | | 0 | 0 | | |
| 12070052000 | Breese | | 1 | 0 | 68 | | 0,0 | | | 0 | 0 | | |
| 12070060000 | Cumlosen | | | 0 | 0 | | | | 1 | 0 | 138 | | 0,0 |
| 12070096000 | Gerdshagen | | | 0 | 0 | | | | | 0 | 0 | | |
| 12070125000 | Groß Pankow (Prignitz) | | 1 | 0 | 25 | | 0,0 | 1 | 3 | 26 | 76 | 0,0 | 0,0 |
| 12070145000 | Gültitz-Reetz | | | 0 | 0 | | | | 1 | 0 | 214 | | 100,0 |
| 12070149000 | Gumtow | 1 | | 30 | 0 | 100,0 | | 1 | 1 | 30 | 29 | 0,0 | 100,0 |
| 12070153000 | Halenbeck-Rohlsdorf | | 1 | 0 | 190 | | 100,0 | | 1 | 0 | 190 | | 0,0 |
| 12070173000 | Karstädt | | 3 | 0 | 50 | | 33,3 | 8 | 7 | 134 | 116 | 25,0 | 14,3 |
| 12070222000 | Kümmernitztal | | | 0 | 0 | | | | | 0 | 0 | | |
| 12070236000 | Lanz | | | 0 | 0 | | | | | 0 | 0 | | |
| 12070241000 | Legde/Quitzebel | | 1 | 0 | 168 | | 0,0 | 2 | | 331 | 0 | 0,0 | |
| 12070244000 | Lenzen (Elbe) | 1 | 2 | 47 | 93 | 0,0 | 100,0 | | 23 | 0 | 1.065 | | 0,0 |
| 12070246000 | Lenzerwische | | | 0 | 0 | | | 1 | | 224 | 0 | 0,0 | |
| 12070266000 | Marienfließ | | | 0 | 0 | | | | | 0 | 0 | | |
| 12070280000 | Meyenburg | | 1 | 0 | 47 | | 0,0 | 3 | 3 | 143 | 141 | 0,0 | 0,0 |
| 12070296000 | Perleberg | 6 | 14 | 49 | 113 | 0,0 | 21,4 | 13 | 4 | 106 | 32 | 15,4 | 25,0 |
| 12070300000 | Pirow | | | 0 | 0 | | | | 1 | 0 | 221 | | 0,0 |
| 12070302000 | Plattenburg | 1 | 1 | 30 | 29 | 100,0 | 0,0 | | 2 | 0 | 59 | | 0,0 |
| 12070316000 | Pritzwalk | 16 | 13 | 133 | 108 | 31,3 | 0,0 | 9 | 15 | 75 | 124 | 33,3 | 13,3 |
| 12070325000 | Putlitz | | 2 | 0 | 73 | | 50,0 | | 3 | 0 | 110 | | 0,0 |
| 12070348000 | Rühstädt | | | 0 | 0 | | | | | 0 | 0 | | |
| 12070393000 | Triglitz | | | 0 | 0 | | | | | 0 | 0 | | |
| 12070416000 | Weisen | 1 | 1 | 105 | 103 | 100,0 | 0,0 | | 3 | 0 | 310 | | 0,0 |
| 12070424000 | Wittenberge | 12 | 23 | 70 | 133 | 8,3 | 4,3 | 51 | 64 | 296 | 370 | 7,8 | 4,7 |
| 12071000000 | Landkreis Spree-Neiße | 215 | 290 | 186 | 248 | 9,8 | 12,1 | 192 | 233 | 166 | 199 | 8,3 | 14,2 |
| 12071028000 | Briesen | 2 | | 262 | 0 | 0,0 | | | | 0 | 0 | | |
| 12071032000 | Burg (Spreevald) | | 1 | 0 | 23 | | 0,0 | 1 | 1 | 23 | 23 | 0,0 | 0,0 |
| 12071041000 | Dissen-Striesow | | | 0 | 0 | | | | 3 | 0 | 302 | | 100,0 |
| 12071044000 | Döbern | 6 | 5 | 185 | 152 | 0,0 | 20,0 | 1 | | 31 | 0 | 0,0 | |
| 12071052000 | Drachhausen | | | 0 | 0 | | | | | 0 | 0 | | |

Auszug aus PKS des Landes Brandenburg
Kennzahlen für ausgewählte Deliktbereiche

| Schlüssel | Bezeichnung | Diebstahl in/aus Garagen/Carports | | | | | | Diebstahl in/aus Bungalows, Gartenlauben, -anlagen... | | | | | |
|--------------------|---------------------------------|-----------------------------------|------------|-----------|-----------|-------------|-------------|---|-----------|-----------|-----------|-------------|-------------|
| | | 2018 | 2017 | 2018 | 2017 | 2018 | 2017 | 2018 | 2017 | 2018 | 2017 | 2018 | 2017 |
| | | erf. Fälle | | HZ | | AQ in % | | erf. Fälle | | HZ | | AQ in % | |
| 12071057000 | Drebkau | 4 | 4 | 72 | 71 | 25,0 | 0,0 | 10 | 2 | 179 | 36 | 0,0 | 0,0 |
| 12071060000 | Drehnow | | | 0 | 0 | | | | | 0 | 0 | | |
| 12071074000 | Felixsee | 1 | | 53 | 0 | 0,0 | | 8 | 1 | 421 | 52 | 0,0 | 0,0 |
| 12071076000 | Forst (Lausitz) | 82 | 107 | 447 | 574 | 12,2 | 3,7 | 45 | 85 | 245 | 456 | 24,4 | 4,7 |
| 12071153000 | Groß Schacksdorf-Simmersdorf | 1 | 5 | 98 | 449 | 200,0 | 0,0 | | 2 | 0 | 180 | | 0,0 |
| 12071160000 | Guben | 13 | 28 | 76 | 160 | 15,4 | 7,1 | 62 | 44 | 361 | 252 | 0,0 | 9,1 |
| 12071164000 | Guhrow | | 2 | 0 | 385 | | 100,0 | 2 | | 384 | 0 | 0,0 | |
| 12071176000 | Heinersbrück | | | 0 | 0 | | | | | 0 | 0 | | |
| 12071189000 | Jämlitz-Klein Düben | 3 | | 641 | 0 | 0,0 | | | | 0 | 0 | | |
| 12071193000 | Jänschwalde | 2 | | 130 | 0 | 0,0 | | | | 0 | 0 | | |
| 12071244000 | Kolkwitz | 16 | 17 | 174 | 185 | 0,0 | 11,8 | 4 | | 44 | 0 | 0,0 | |
| 12071294000 | Weiße-Malxetal | 2 | | 123 | 0 | 0,0 | | 2 | 1 | 123 | 62 | 0,0 | 0,0 |
| 12071301000 | Neuhausen/Spree | 8 | 2 | 162 | 40 | 0,0 | 0,0 | 1 | 4 | 20 | 81 | 100,0 | 0,0 |
| 12071304000 | Peitz | 3 | | 69 | 0 | 0,0 | | 1 | 2 | 23 | 45 | 0,0 | 0,0 |
| 12071337000 | Schenkendöbern | | 7 | 0 | 194 | | 0,0 | 1 | 2 | 28 | 55 | 0,0 | 0,0 |
| 12071341000 | Schmogrow-Fehrow | | | 0 | 0 | | | | 1 | 0 | 126 | | 100,0 |
| 12071372000 | Spremberg | 64 | 77 | 285 | 338 | 4,7 | 10,4 | 39 | 64 | 174 | 281 | 5,1 | 17,2 |
| 12071384000 | Tauer | | | 0 | 0 | | | | | 0 | 0 | | |
| 12071386000 | Teichland | | | 0 | 0 | | | 1 | 1 | 89 | 87 | 0,0 | 100,0 |
| 12071392000 | Tschernitz | 2 | 5 | 161 | 399 | 0,0 | 0,0 | | 1 | 0 | 80 | | 0,0 |
| 12071401000 | Turnow-Preilack | | | 0 | 0 | | | 1 | 1 | 87 | 87 | 0,0 | 0,0 |
| 12071408000 | Welzow | 6 | 29 | 172 | 816 | 50,0 | 48,3 | 13 | 15 | 372 | 422 | 15,4 | 60,0 |
| 12071412000 | Werben | | 1 | 0 | 58 | | 0,0 | | 1 | 0 | 58 | | 0,0 |
| 12071414000 | Wiesengrund | | | 0 | 0 | | | | 2 | 0 | 145 | | 0,0 |
| 12072000000 | Landkreis Teltow-Fläming | 133 | 104 | 80 | 63 | 26,3 | 16,3 | 91 | 98 | 55 | 59 | 15,4 | 10,2 |
| 12072002000 | Am Mellensee | 2 | 3 | 30 | 45 | 50,0 | 0,0 | 3 | 4 | 44 | 60 | 33,3 | 0,0 |
| 12072014000 | Baruth/Mark | 14 | 9 | 338 | 218 | 0,0 | 0,0 | 2 | 4 | 48 | 97 | 0,0 | 0,0 |
| 12072017000 | Blankenfelde-Mahlow | 19 | 16 | 69 | 59 | 21,1 | 0,0 | 9 | 7 | 33 | 26 | 22,2 | 28,6 |
| 12072053000 | Dahme/Mark | 1 | 1 | 20 | 20 | 100,0 | 0,0 | 11 | 10 | 223 | 200 | 27,3 | 0,0 |
| 12072055000 | Dahmetal | | | 0 | 0 | | | | | 0 | 0 | | |
| 12072120000 | Großbeeren | 5 | 4 | 60 | 49 | 0,0 | 50,0 | 3 | 5 | 36 | 61 | 0,0 | 0,0 |
| 12072157000 | Ihlow | | | 0 | 0 | | | 1 | | 146 | 0 | 0,0 | |
| 12072169000 | Jüterbog | 32 | 8 | 258 | 65 | 59,4 | 25,0 | 11 | 7 | 89 | 57 | 0,0 | 14,3 |

Auszug aus PKS des Landes Brandenburg
Kennzahlen für ausgewählte Deliktsbereiche

| Schlüssel | Bezeichnung | Diebstahl in/aus Garagen/Carports | | | | | | Diebstahl in/aus Bungalows, Gartenlauben, -anlagen... | | | | | |
|--------------------|----------------------------|-----------------------------------|-----------|------------|-----------|-------------|-------------|---|------------|------------|------------|-------------|-------------|
| | | 2018 | 2017 | 2018 | 2017 | 2018 | 2017 | 2018 | 2017 | 2018 | 2017 | 2018 | 2017 |
| | | erf. Fälle | | HZ | | AQ in % | | erf. Fälle | | HZ | | AQ in % | |
| 12072232000 | Luckenwalde | 15 | 12 | 73 | 58 | 13,3 | 8,3 | 10 | 11 | 48 | 54 | 20,0 | 18,2 |
| 12072240000 | Ludwigfelde | 21 | 28 | 82 | 111 | 23,8 | 35,7 | 20 | 23 | 78 | 91 | 25,0 | 4,3 |
| 12072297000 | Niedergörsdorf | 1 | 1 | 16 | 16 | 0,0 | 0,0 | | | 0 | 0 | | |
| 12072298000 | Niederer Fläming | | | 0 | 0 | | | 1 | | 32 | 0 | 0,0 | |
| 12072312000 | Nuthe-Urstromtal | 4 | 1 | 61 | 15 | 25,0 | 0,0 | 1 | 3 | 15 | 45 | 0,0 | 0,0 |
| 12072340000 | Rangsdorf | 6 | 6 | 53 | 54 | 16,7 | 0,0 | 4 | 2 | 35 | 18 | 0,0 | 0,0 |
| 12072426000 | Trebbin | 2 | 5 | 21 | 53 | 0,0 | 0,0 | 4 | 7 | 42 | 74 | 0,0 | 28,6 |
| 12072477000 | Zossen | 11 | 10 | 58 | 55 | 9,1 | 20,0 | 11 | 15 | 58 | 83 | 9,1 | 13,3 |
| 12073000000 | Landkreis Uckermark | 149 | 97 | 124 | 80 | 24,2 | 10,3 | 259 | 170 | 215 | 141 | 19,3 | 30,6 |
| 12073008000 | Angermünde | 27 | 8 | 195 | 58 | 11,1 | 25,0 | 34 | 45 | 246 | 326 | 8,8 | 60,0 |
| 12073032000 | Berkholz-Meyenburg | 1 | | 82 | 0 | 0,0 | | 9 | 8 | 734 | 638 | 11,1 | 0,0 |
| 12073069000 | Boitzenburger Land | 2 | 2 | 63 | 63 | 100,0 | 0,0 | 12 | 1 | 381 | 32 | 33,3 | 0,0 |
| 12073085000 | Brüssow | 2 | 1 | 108 | 53 | 100,0 | 0,0 | | | 0 | 0 | | |
| 12073093000 | Carmzow-Wallmow | 1 | 2 | 163 | 314 | 0,0 | 50,0 | 2 | 1 | 326 | 157 | 0,0 | 100,0 |
| 12073097000 | Casekow | 4 | 2 | 212 | 106 | 0,0 | 0,0 | 1 | 1 | 53 | 53 | 0,0 | 0,0 |
| 12073157000 | Flieth-Stegelitz | | | 0 | 0 | | | | | 0 | 0 | | |
| 12073189000 | Gartz (Oder) | 1 | 1 | 39 | 40 | 0,0 | 0,0 | 1 | 8 | 39 | 318 | 0,0 | 12,5 |
| 12073201000 | Gerswalde | 2 | 1 | 128 | 63 | 50,0 | 0,0 | 1 | 1 | 64 | 63 | 100,0 | 100,0 |
| 12073216000 | Göritz | | | 0 | 0 | | | | | 0 | 0 | | |
| 12073225000 | Gramzow | | | 0 | 0 | | | | | 0 | 0 | | |
| 12073261000 | Grünow | | 1 | 0 | 108 | | 0,0 | | | 0 | 0 | | |
| 12073309000 | Hohenselchow-Groß Pinnow | | | 0 | 0 | | | | 1 | 0 | 127 | | 0,0 |
| 12073384000 | Lychen | | 1 | 0 | 31 | | 100,0 | 3 | 1 | 94 | 31 | 66,7 | 0,0 |
| 12073386000 | Mark Landin | | | 0 | 0 | | | | 1 | 0 | 100 | | 0,0 |
| 12073393000 | Mescherin | | | 0 | 0 | | | | 2 | 0 | 249 | | 0,0 |
| 12073396000 | Milmersdorf | 1 | 1 | 69 | 69 | 0,0 | 0,0 | 2 | 2 | 138 | 138 | 0,0 | 100,0 |
| 12073404000 | Mittenwalde | | | 0 | 0 | | | | | 0 | 0 | | |
| 12073429000 | Nordwestuckermark | 9 | 2 | 212 | 47 | 0,0 | 0,0 | 6 | 3 | 141 | 70 | 33,3 | 0,0 |
| 12073430000 | Oberuckersee | | | 0 | 0 | | | 1 | 3 | 60 | 178 | 0,0 | 0,0 |
| 12073440000 | Pinnow | | | 0 | 0 | | | | | 0 | 0 | | |
| 12073452000 | Prenzlau | 47 | 32 | 246 | 166 | 48,9 | 6,3 | 36 | 26 | 188 | 135 | 16,7 | 34,6 |
| 12073458000 | Randowtal | 7 | | 754 | 0 | 0,0 | | | | 0 | 0 | | |
| 12073490000 | Schenkenberg | | | 0 | 0 | | | 1 | 1 | 160 | 164 | 0,0 | 0,0 |

Auszug aus PKS des Landes Brandenburg
Kennzahlen für ausgewählte Deliktbereiche

| Schlüssel | Bezeichnung | Diebstahl in/aus Garagen/Carports | | | | | | Diebstahl in/aus Bungalows, Gartenlauben, -anlagen... | | | | | |
|-------------|--------------------|-----------------------------------|------|------|------|---------|-------|---|------|------|------|---------|------|
| | | 2018 | 2017 | 2018 | 2017 | 2018 | 2017 | 2018 | 2017 | 2018 | 2017 | 2018 | 2017 |
| | | erf. Fälle | | HZ | | AQ in % | | erf. Fälle | | HZ | | AQ in % | |
| 12073505000 | Schöneberg | | 1 | 0 | 119 | | 0,0 | 2 | 1 | 247 | 119 | 0,0 | 0,0 |
| 12073520000 | Schönfeld | 2 | | 337 | 0 | 0,0 | | | | 0 | 0 | | |
| 12073532000 | Schwedt/Oder | 30 | 31 | 100 | 103 | 13,3 | 9,7 | 138 | 55 | 459 | 182 | 20,3 | 14,5 |
| 12073565000 | Tantow | | | 0 | 0 | | | | | 0 | 0 | | |
| 12073569000 | Temmen-Ringenwalde | 1 | | 189 | 0 | 0,0 | | | 1 | 0 | 186 | | 0,0 |
| 12073572000 | Templin | 11 | 10 | 69 | 62 | 9,1 | 0,0 | 10 | 7 | 63 | 43 | 30,0 | 42,9 |
| 12073578000 | Uckerfelde | | | 0 | 0 | | | | | 0 | 0 | | |
| 12073579000 | Uckerland | 1 | 1 | 38 | 37 | 0,0 | 100,0 | | | 0 | 0 | | |
| 12073603000 | Passow | | | 0 | 0 | | | | 1 | 0 | 68 | | 0,0 |
| 12073645000 | Zichow | | | 0 | 0 | | | | | 0 | 0 | | |

Auszug aus PKS des Landes Brandenburg
Kennzahlen für ausgewählte Deliktbereiche

| Schlüssel | Bezeichnung | Ladendiebstahl | | | | | | Wohnungseinbruchdiebstahl | | | | | |
|-------------------|-------------------------------|----------------|--------------|------------|------------|-------------|-------------|---------------------------|--------------|------------|------------|-------------|-------------|
| | | 2018 | 2017 | 2018 | 2017 | 2018 | 2017 | 2018 | 2017 | 2018 | 2017 | 2018 | 2017 |
| | | erf. Fälle | | HZ | | AQ in % | | erf. Fälle | | HZ | | AQ in % | |
| 1200000000 | Bundesland Brandenburg | 7.996 | 8.960 | 319 | 359 | 87,8 | 90,7 | 2.593 | 3.167 | 104 | 127 | 18,9 | 22,4 |
| 1205100000 | Brandenburg an der Havel | 269 | 312 | 374 | 435 | 87,7 | 88,8 | 56 | 66 | 78 | 92 | 23,2 | 30,3 |
| 1205200000 | Cottbus | 479 | 585 | 474 | 583 | 90,6 | 86,7 | 62 | 105 | 61 | 105 | 17,7 | 20,0 |
| 1205300000 | Frankfurt (Oder) | 525 | 552 | 901 | 949 | 88,4 | 94,0 | 41 | 51 | 70 | 88 | 14,6 | 25,5 |
| 1205400000 | Potsdam | 1.244 | 1.504 | 708 | 875 | 89,5 | 91,8 | 190 | 176 | 108 | 102 | 6,3 | 12,5 |
| 1206000000 | Landkreis Barnim | 502 | 538 | 278 | 300 | 86,9 | 88,3 | 185 | 237 | 102 | 132 | 23,8 | 13,9 |
| 12060005000 | Ahrensfelde | 166 | 206 | 1.247 | 1.576 | 80,7 | 85,4 | 22 | 58 | 165 | 444 | 9,1 | 6,9 |
| 12060012000 | Althüttendorf | | | 0 | 0 | | | 1 | 1 | 171 | 177 | 0,0 | 0,0 |
| 12060020000 | Bernau bei Berlin | 137 | 78 | 359 | 207 | 92,0 | 92,3 | 36 | 30 | 94 | 80 | 8,3 | 23,3 |
| 12060024000 | Biesenthal | 3 | 2 | 52 | 35 | 100,0 | 100,0 | 3 | 7 | 52 | 123 | 0,0 | 14,3 |
| 12060034000 | Breydin | | | 0 | 0 | | | 1 | | 132 | 0 | 100,0 | |
| 12060036000 | Britz | | | 0 | 0 | | | 2 | | 96 | 0 | 0,0 | |
| 12060045000 | Chorin | | 1 | 0 | 44 | | 100,0 | 2 | 2 | 86 | 87 | 0,0 | 50,0 |
| 12060052000 | Eberswalde | 157 | 216 | 390 | 540 | 92,4 | 95,4 | 50 | 43 | 124 | 107 | 46,0 | 16,3 |
| 12060068000 | Friedrichswalde | | | 0 | 0 | | | | 1 | 0 | 125 | 0,0 | 0,0 |
| 12060092000 | Hohenfinow | | | 0 | 0 | | | | | 0 | 0 | | |
| 12060100000 | Joachimsthal | 1 | 2 | 30 | 58 | 0,0 | 50,0 | | 2 | 0 | 58 | | 50,0 |
| 12060128000 | Liepe | | | 0 | 0 | | | | | 0 | 0 | | |
| 12060149000 | Lunow-Stolzenhagen | | | 0 | 0 | | | | | 0 | 0 | | |
| 12060154000 | Marlenwerder | | | 0 | 0 | | | 2 | 2 | 118 | 118 | 50,0 | 0,0 |
| 12060161000 | Melchow | | | 0 | 0 | | | 1 | | 105 | 0 | 100,0 | |
| 12060172000 | Niederfinow | | | 0 | 0 | | | | | 0 | 0 | | |
| 12060176000 | Oderberg | | 1 | 0 | 46 | | 100,0 | 1 | 1 | 46 | 46 | 100,0 | 0,0 |
| 12060181000 | Panketal | 6 | 4 | 29 | 20 | 66,7 | 50,0 | 28 | 45 | 137 | 221 | 3,6 | 15,6 |
| 12060185000 | Parsteinsee | | | 0 | 0 | | | 1 | 1 | 185 | 185 | 0,0 | 0,0 |
| 12060192000 | Rüdnitz | | | 0 | 0 | | | | 1 | 0 | 52 | | 0,0 |
| 12060198000 | Schorfheide | 6 | 9 | 60 | 90 | 100,0 | 66,7 | 11 | 5 | 111 | 50 | 27,3 | 60,0 |
| 12060250000 | Sydower Fließ | | | 0 | 0 | | | | | 0 | 0 | | |
| 12060269000 | Wandlitz | 14 | 13 | 62 | 58 | 57,1 | 46,2 | 10 | 30 | 44 | 134 | 50,0 | 6,7 |
| 12060280000 | Werneuchen | 12 | 6 | 136 | 70 | 83,3 | 33,3 | 12 | 8 | 136 | 93 | 25,0 | 0,0 |
| 12060296000 | Ziethen | | | 0 | 0 | | | 2 | | 451 | 0 | 0,0 | |

Auszug aus PKS des Landes Brandenburg
Kennzahlen für ausgewählte Deliktbereiche

| Schlüssel | Bezeichnung | Ladendiebstahl | | | | | | Wohnungseinbruchdiebstahl | | | | | |
|-------------|---------------------------|----------------|------|------|------|---------|-------|---------------------------|------|------|------|---------|------|
| | | 2018 | 2017 | 2018 | 2017 | 2018 | 2017 | 2018 | 2017 | 2018 | 2017 | 2018 | 2017 |
| | | erf. Fälle | | HZ | | AQ in % | | erf. Fälle | | HZ | | AQ in % | |
| 12061000000 | Landkreis Dahme-Spreewald | 489 | 449 | 292 | 270 | 81,4 | 83,1 | 224 | 245 | 134 | 148 | 13,8 | 12,2 |
| 12061005000 | Alt Zauche-Wußwerk | | | 0 | 0 | | | | | 0 | 0 | | |
| 12061017000 | Bersteland | | | 0 | 0 | | | | | 0 | 0 | | |
| 12061020000 | Bestensee | 10 | 14 | 128 | 187 | 90,0 | 100,0 | 3 | 13 | 39 | 173 | 0,0 | 15,4 |
| 12061061000 | Byhleguhre-Byhlen | | | 0 | 0 | | | | | 0 | 0 | | |
| 12061097000 | Drahnsdorf | | | 0 | 0 | | | | | 0 | 0 | | |
| 12061112000 | Eichwalde | 7 | 2 | 109 | 31 | 100,0 | 100,0 | 23 | 10 | 357 | 154 | 21,7 | 0,0 |
| 12061164000 | Golßen | 3 | 1 | 118 | 39 | 66,7 | 100,0 | | 1 | 0 | 39 | | 0,0 |
| 12061192000 | Groß Köris | 4 | | 174 | 0 | 100,0 | | 1 | 7 | 44 | 309 | 100,0 | 0,0 |
| 12061216000 | Halbe | 3 | 2 | 125 | 81 | 66,7 | 50,0 | | 9 | 0 | 366 | | 0,0 |
| 12061217000 | Heidesee | 3 | | 42 | 0 | 100,0 | | 7 | 13 | 98 | 184 | 14,3 | 7,7 |
| 12061219000 | Heideblick | | | 0 | 0 | | | 1 | 1 | 28 | 28 | 0,0 | 0,0 |
| 12061224000 | Jamlitz | | | 0 | 0 | | | | | 0 | 0 | | |
| 12061244000 | Kasel-Golzig | | | 0 | 0 | | | 1 | 1 | 145 | 146 | 0,0 | 0,0 |
| 12061260000 | Königs Wusterhausen | 80 | 107 | 218 | 293 | 92,5 | 91,6 | 48 | 66 | 131 | 181 | 22,9 | 15,2 |
| 12061265000 | Krausnick-Groß Wasserburg | | 1 | 0 | 167 | | 100,0 | | 1 | 0 | 167 | | 0,0 |
| 12061308000 | Lieberose | | | 0 | 0 | | | 1 | 1 | 73 | 74 | 100,0 | 0,0 |
| 12061316000 | Lübben (Spreewald) | 125 | 93 | 895 | 671 | 88,0 | 92,5 | 8 | 5 | 57 | 36 | 50,0 | 40,0 |
| 12061320000 | Luckau | 17 | 19 | 175 | 198 | 82,4 | 89,5 | 8 | 5 | 82 | 52 | 12,5 | 40,0 |
| 12061328000 | Märkisch Buchholz | | | 0 | 0 | | | 1 | 3 | 124 | 382 | 0,0 | 0,0 |
| 12061329000 | Märkische Heide | | | 0 | 0 | | | 2 | 1 | 52 | 26 | 0,0 | 0,0 |
| 12061332000 | Mittenwalde | 3 | 4 | 33 | 45 | 100,0 | 75,0 | 10 | 11 | 110 | 123 | 10,0 | 0,0 |
| 12061344000 | Münchehofe | | | 0 | 0 | | | | | 0 | 0 | | |
| 12061352000 | Neu Zauche | | | 0 | 0 | | | 2 | 2 | 183 | 180 | 50,0 | 0,0 |
| 12061405000 | Rietzneuendorf-Staakow | | | 0 | 0 | | | | | 0 | 0 | | |
| 12061428000 | Schlepzig | | | 0 | 0 | | | | | 0 | 0 | | |
| 12061433000 | Schönefeld | 61 | 63 | 417 | 437 | 60,7 | 47,6 | 43 | 40 | 294 | 277 | 4,7 | 10,0 |
| 12061435000 | Schönwald | | | 0 | 0 | | | | 3 | 0 | 256 | | 0,0 |
| 12061444000 | Schulzendorf | 6 | 8 | 73 | 100 | 16,7 | 25,0 | 15 | 15 | 184 | 188 | 6,7 | 26,7 |
| 12061448000 | Schwerin | | | 0 | 0 | | | 5 | 3 | 610 | 368 | 20,0 | 0,0 |
| 12061450000 | Schwielochsee | | | 0 | 0 | | | 1 | | 67 | 0 | 0,0 | |
| 12061470000 | Spreewaldheide | | | 0 | 0 | | | | | 0 | 0 | | |
| 12061471000 | Steinreich | | | 0 | 0 | | | | 2 | 0 | 397 | | 0,0 |

Auszug aus PKS des Landes Brandenburg
Kennzahlen für ausgewählte Deliktsbereiche

| Schlüssel | Bezeichnung | Ladendiebstahl | | | | | | Wohnungseinbruchdiebstahl | | | | | |
|--------------------|------------------------------|----------------|------------|------------|------------|-------------|-------------|---------------------------|-----------|-----------|-----------|-------------|-------------|
| | | 2018 | 2017 | 2018 | 2017 | 2018 | 2017 | 2018 | 2017 | 2018 | 2017 | 2018 | 2017 |
| | | erf. Fälle | | HZ | | AQ in % | | erf. Fälle | | HZ | | AQ in % | |
| 12061476000 | Straupitz | 1 | | 105 | 0 | 0,0 | | 1 | | 105 | 0 | 100,0 | |
| 12061492000 | Teupitz | 2 | | 106 | 0 | 50,0 | | 4 | | 0 | 214 | 0,0 | |
| 12061510000 | Unterspreewald | 2 | 4 | 241 | 473 | 150,0 | 50,0 | 1 | | 121 | 0 | 0,0 | |
| 12061540000 | Wildau | 142 | 124 | 1.407 | 1.233 | 79,6 | 88,7 | 14 | 10 | 139 | 99 | 0,0 | 10,0 |
| 12061572000 | Zeuthen | 20 | 7 | 177 | 62 | 75,0 | 85,7 | 28 | 18 | 248 | 160 | 0,0 | 22,2 |
| 12062000000 | Landkreis Elbe-Elster | 260 | 285 | 251 | 273 | 81,2 | 86,7 | 74 | 89 | 72 | 85 | 13,5 | 30,3 |
| 12062024000 | Bad Liebenwerda | 27 | 27 | 291 | 291 | 85,2 | 100,0 | 4 | 15 | 43 | 162 | 25,0 | 26,7 |
| 12062088000 | Crinitz | | | 0 | 0 | | | 1 | 1 | 84 | 82 | 0,0 | 0,0 |
| 12062092000 | Doberlug-Kirchhain | 50 | 25 | 554 | 272 | 52,0 | 56,0 | 4 | 10 | 44 | 109 | 0,0 | 10,0 |
| 12062124000 | Elsterwerda | 34 | 45 | 426 | 554 | 82,4 | 95,6 | 7 | 1 | 88 | 12 | 14,3 | 0,0 |
| 12062128000 | Falkenberg/Elster | 8 | 9 | 125 | 139 | 100,0 | 88,9 | 6 | 9 | 94 | 139 | 0,0 | 77,8 |
| 12062134000 | Fichtwald | | | 0 | 0 | | | | | 0 | 0 | | |
| 12062140000 | Finsterwalde | 100 | 123 | 609 | 746 | 89,0 | 88,6 | 17 | 20 | 104 | 121 | 23,5 | 30,0 |
| 12062177000 | Gorden-Staupitz | | | 0 | 0 | | | 2 | 1 | 210 | 105 | 0,0 | 0,0 |
| 12062196000 | Gröden | | 2 | 0 | 145 | | 100,0 | | | 0 | 0 | | |
| 12062208000 | Großthiemig | | | 0 | 0 | | | 1 | | 96 | 0 | 0,0 | |
| 12062219000 | Heideland | | | 0 | 0 | | | 1 | 1 | 191 | 189 | 0,0 | 100,0 |
| 12062224000 | Herzberg/Elster | 24 | 38 | 264 | 416 | 91,7 | 86,8 | 5 | 7 | 55 | 77 | 20,0 | 28,6 |
| 12062232000 | Hirschfeld | | | 0 | 0 | | | | | 0 | 0 | | |
| 12062237000 | Hohenbucko | | | 0 | 0 | | | | | 0 | 0 | | |
| 12062240000 | Hohenleipisch | | | 0 | 0 | | | 1 | 1 | 49 | 49 | 100,0 | 0,0 |
| 12062282000 | Kremitzau | | | 0 | 0 | | | | | 0 | 0 | | |
| 12062289000 | Lebusa | | | 0 | 0 | | | | | 0 | 0 | | |
| 12062293000 | Lichterfeld-Schacksdorf | | | 0 | 0 | | | 1 | 2 | 99 | 180 | 0,0 | 100,0 |
| 12062333000 | Massen-Niederlausitz | 13 | 14 | 687 | 730 | 84,6 | 71,4 | 3 | 1 | 159 | 52 | 0,0 | 100,0 |
| 12062336000 | Merzdorf | | | 0 | 0 | | | 1 | | 122 | 0 | 0,0 | |
| 12062341000 | Mühlberg/Elbe | 3 | 2 | 80 | 52 | 100,0 | 50,0 | | 4 | 0 | 105 | | 25,0 |
| 12062372000 | Plessa | 1 | | 38 | 0 | 100,0 | | | 2 | 0 | 75 | | 0,0 |
| 12062410000 | Röderland | | | 0 | 0 | | | 3 | 2 | 77 | 51 | 0,0 | 0,0 |
| 12062417000 | Rückersdorf | | | 0 | 0 | | | 4 | 3 | 295 | 216 | 25,0 | 0,0 |
| 12062425000 | Sallgast | | | 0 | 0 | | | 1 | | 68 | 0 | 0,0 | |
| 12062440000 | Schilda | | | 0 | 0 | | | 2 | 1 | 420 | 214 | 0,0 | 0,0 |
| 12062445000 | Schlieben | | | 0 | 0 | | | | 2 | 0 | 83 | | 0,0 |

Auszug aus PKS des Landes Brandenburg
Kennzahlen für ausgewählte Deliktsbereiche

| Schlüssel | Bezeichnung | Ladendiebstahl | | | | | | Wohnungseinbruchdiebstahl | | | | | |
|--------------------|----------------------------|----------------|------------|------------|------------|-------------|-------------|---------------------------|------------|------------|------------|-------------|-------------|
| | | 2018 | 2017 | 2018 | 2017 | 2018 | 2017 | 2018 | 2017 | 2018 | 2017 | 2018 | 2017 |
| | | erf. Fälle | | HZ | | AQ in % | | erf. Fälle | | HZ | | AQ in % | |
| 12062453000 | Schönborn | | | 0 | 0 | | | 3 | | 193 | 0 | 33,3 | |
| 12062461000 | Schönwalde | | | 0 | 0 | | | 2 | | 65 | 0 | 0,0 | |
| 12062464000 | Schraden | | | 0 | 0 | | | | 1 | 0 | 198 | | 0,0 |
| 12062469000 | Sonnenwalde | | | 0 | 0 | | | | 2 | 0 | 61 | | 0,0 |
| 12062492000 | Tröbitz | | | 0 | 0 | | | 1 | | 143 | 0 | 0,0 | |
| 12062500000 | Uebigau-Wahrenbrück | | | 0 | 0 | | | 4 | 3 | 75 | 56 | 0,0 | 66,7 |
| 12063000000 | Landkreis Havelland | 528 | 484 | 329 | 303 | 90,0 | 89,3 | 166 | 200 | 103 | 125 | 30,1 | 53,5 |
| 12063036000 | Brieselang | 6 | 11 | 51 | 95 | 83,3 | 81,8 | 8 | 16 | 68 | 139 | 0,0 | 43,8 |
| 12063056000 | Dallgow-Döberitz | 120 | 132 | 1.205 | 1.328 | 89,2 | 90,2 | 15 | 30 | 151 | 302 | 0,0 | 73,3 |
| 12063080000 | Falkensee | 66 | 55 | 152 | 128 | 86,4 | 89,1 | 71 | 68 | 163 | 158 | 50,7 | 77,9 |
| 12063088000 | Friesack | 5 | 3 | 196 | 117 | 100,0 | 66,7 | | 7 | 0 | 273 | | 0,0 |
| 12063094000 | Gollenberg | | | 0 | 0 | | | 1 | | 246 | 0 | 0,0 | |
| 12063112000 | Großderschau | | | 0 | 0 | | | 2 | | 447 | 0 | 0,0 | |
| 12063134000 | Havelaue | | | 0 | 0 | | | | | 0 | 0 | | |
| 12063142000 | Wiesenaue | | | 0 | 0 | | | 1 | | 129 | 0 | 100,0 | |
| 12063148000 | Ketzin | 8 | 3 | 123 | 46 | 75,0 | 100,0 | 4 | 3 | 62 | 46 | 0,0 | 0,0 |
| 12063161000 | Kleßen-Görne | | | 0 | 0 | | | | | 0 | 0 | | |
| 12063165000 | Kotzen | | | 0 | 0 | | | 1 | 2 | 167 | 333 | 0,0 | 100,0 |
| 12063186000 | Märkisch Luch | | | 0 | 0 | | | 1 | | 80 | 0 | 0,0 | |
| 12063189000 | Milower Land | | 1 | 0 | 23 | | 100,0 | 4 | 2 | 93 | 46 | 0,0 | 50,0 |
| 12063202000 | Mühlenberge | | | 0 | 0 | | | | | 0 | 0 | | |
| 12063208000 | Nauen | 84 | 48 | 475 | 275 | 91,7 | 87,5 | 13 | 24 | 74 | 138 | 23,1 | 29,2 |
| 12063212000 | Nennhausen | 1 | | 54 | 0 | 100,0 | | 1 | | 54 | 0 | 100,0 | |
| 12063228000 | Paulinenaue | | | 0 | 0 | | | 4 | | 308 | 0 | 50,0 | |
| 12063240000 | Pessin | | | 0 | 0 | | | 1 | | 152 | 0 | 0,0 | |
| 12063244000 | Premnitz | 14 | 35 | 167 | 416 | 92,9 | 100,0 | 3 | 8 | 36 | 95 | 33,3 | 25,0 |
| 12063252000 | Rathenow | 118 | 140 | 485 | 577 | 95,8 | 90,7 | 20 | 11 | 82 | 45 | 20,0 | 9,1 |
| 12063256000 | Retzow | | | 0 | 0 | | | | | 0 | 0 | | |
| 12063260000 | Rhinow | 1 | | 62 | 0 | 0,0 | | 1 | 1 | 62 | 62 | 100,0 | 100,0 |
| 12063273000 | Schönwalde-Glien | 3 | | 32 | 0 | 100,0 | | 4 | 15 | 42 | 158 | 25,0 | 60,0 |
| 12063274000 | Seeblick | | | 0 | 0 | | | | | 0 | 0 | | |
| 12063293000 | Stechow-Ferchesar | | | 0 | 0 | | | | | 0 | 0 | | |
| 12063357000 | Wustermark | 102 | 56 | 1.115 | 627 | 86,3 | 80,4 | 11 | 13 | 120 | 145 | 0,0 | 15,4 |

Auszug aus PKS des Landes Brandenburg
Kennzahlen für ausgewählte Deliktbereiche

| Schlüssel | Bezeichnung | Ladendiebstahl | | | | | | Wohnungseinbruchdiebstahl | | | | | |
|-------------|-----------------------------|----------------|------|------|------|---------|-------|---------------------------|------|------|------|---------|-------|
| | | 2018 | 2017 | 2018 | 2017 | 2018 | 2017 | 2018 | 2017 | 2018 | 2017 | 2018 | 2017 |
| | | erf. Fälle | | HZ | | AQ in % | | erf. Fälle | | HZ | | AQ in % | |
| 12064000000 | Landkreis Märkisch-Oderland | 442 | 446 | 229 | 233 | 84,4 | 87,4 | 234 | 333 | 121 | 174 | 22,2 | 18,0 |
| 12064009000 | Alt Tucheband | | | 0 | 0 | | | 1 | 1 | 129 | 126 | 0,0 | 100,0 |
| 12064029000 | Altlandsberg | 4 | 1 | 43 | 11 | 75,0 | 100,0 | 23 | 16 | 245 | 172 | 34,8 | 6,3 |
| 12064044000 | Bad Freienwalde (Oder) | 47 | 66 | 381 | 536 | 93,6 | 92,4 | 8 | 15 | 65 | 122 | 12,5 | 33,3 |
| 12064053000 | Beiersdorf-Freudenberg | | | 0 | 0 | | | 1 | | 165 | 0 | 0,0 | |
| 12064057000 | Bleyen-Genschmar | | | 0 | 0 | | | 1 | 1 | 220 | 216 | 0,0 | 0,0 |
| 12064061000 | Bliesdorf | | | 0 | 0 | | | | | 0 | 0 | | |
| 12064084000 | Buckow (Märkische Schweiz) | | | 0 | 0 | | | 1 | | 68 | 0 | 0,0 | |
| 12064125000 | Falkenberg | 2 | 4 | 91 | 180 | 100,0 | 100,0 | | 2 | 0 | 90 | | 50,0 |
| 12064128000 | Falkenhagen (Mark) | | | 0 | 0 | | | 3 | | 430 | 0 | 0,0 | |
| 12064130000 | Fichtenhöhe | | | 0 | 0 | | | | 1 | 0 | 199 | | 0,0 |
| 12064136000 | Fredersdorf-Vogelsdorf | 17 | 26 | 124 | 192 | 82,4 | 80,8 | 19 | 19 | 138 | 140 | 36,8 | 26,3 |
| 12064153000 | Garzau-Garzin | | | 0 | 0 | | | 1 | 2 | 213 | 437 | 0,0 | 100,0 |
| 12064172000 | Golzow | | | 0 | 0 | | | | 4 | 0 | 481 | | 0,0 |
| 12064190000 | Gusow-Platkow | | | 0 | 0 | | | 1 | 3 | 77 | 241 | 0,0 | 66,7 |
| 12064205000 | Heckelberg-Brunow | | | 0 | 0 | | | | | 0 | 0 | | |
| 12064222000 | Höhenland | | | 0 | 0 | | | | | 0 | 0 | | |
| 12064227000 | Hoppegarten | 58 | 52 | 323 | 292 | 51,7 | 69,2 | 30 | 51 | 167 | 286 | 20,0 | 13,7 |
| 12064266000 | Küstriner Vorland | | 1 | 0 | 39 | | 100,0 | | 3 | 0 | 118 | | 33,3 |
| 12064268000 | Lebus | 1 | 2 | 32 | 64 | 0,0 | 50,0 | 3 | 3 | 95 | 95 | 66,7 | 33,3 |
| 12064274000 | Letschin | | 1 | 0 | 25 | | 100,0 | 2 | 4 | 50 | 100 | 0,0 | 50,0 |
| 12064288000 | Lietzen | | | 0 | 0 | | | | 2 | 0 | 260 | | 0,0 |
| 12064290000 | Lindendorf | 2 | | 148 | 0 | 50,0 | | 1 | 1 | 74 | 74 | 0,0 | 100,0 |
| 12064303000 | Märkische Höhe | | | 0 | 0 | | | | 1 | 0 | 175 | | 0,0 |
| 12064317000 | Müncheberg | 7 | 7 | 103 | 103 | 71,4 | 85,7 | 8 | 6 | 117 | 88 | 12,5 | 16,7 |
| 12064336000 | Neuenhagen bei Berlin | 16 | 14 | 89 | 78 | 100,0 | 92,9 | 35 | 31 | 195 | 173 | 2,9 | 6,5 |
| 12064340000 | Neuhardenberg | | | 0 | 0 | | | | 3 | 0 | 115 | | 0,0 |
| 12064349000 | Neulewin | | | 0 | 0 | | | 2 | 3 | 221 | 331 | 0,0 | 0,0 |
| 12064365000 | Neutrebbin | | 1 | 0 | 72 | | 100,0 | | | 0 | 0 | | |
| 12064370000 | Oberbarnim | | | 0 | 0 | | | 1 | 1 | 66 | 69 | 0,0 | 100,0 |
| 12064371000 | Oderau | | | 0 | 0 | | | 2 | 3 | 126 | 189 | 0,0 | 0,0 |
| 12064380000 | Petershagen/Eggersdorf | 13 | 7 | 86 | 48 | 100,0 | 100,0 | 25 | 44 | 166 | 299 | 60,0 | 13,6 |
| 12064388000 | Podelzig | | | 0 | 0 | | | | | 0 | 0 | | |

Auszug aus PKS des Landes Brandenburg
Kennzahlen für ausgewählte Deliktbereiche

| Schlüssel | Bezeichnung | Ladendiebstahl | | | | | | Wohnungseinbruchdiebstahl | | | | | |
|--------------------|----------------------------|----------------|------------|------------|------------|-------------|-------------|---------------------------|------------|------------|------------|-------------|-------------|
| | | 2018 | 2017 | 2018 | 2017 | 2018 | 2017 | 2018 | 2017 | 2018 | 2017 | 2018 | 2017 |
| | | erf. Fälle | | HZ | | AQ in % | | erf. Fälle | | HZ | | AQ in % | |
| 12064393000 | Prötzel | | | 0 | 0 | | | | | 0 | 0 | | |
| 12064408000 | Rehfelde | 7 | 7 | 141 | 144 | 100,0 | 85,7 | 9 | 9 | 181 | 186 | 11,1 | 11,1 |
| 12064417000 | Reichenow-Möglin | | | 0 | 0 | | | 3 | 1 | 560 | 183 | 0,0 | 0,0 |
| 12064420000 | Reitwein | | | 0 | 0 | | | | | 0 | 0 | | |
| 12064428000 | Rüdersdorf bei Berlin | 62 | 46 | 398 | 299 | 98,4 | 97,8 | 17 | 38 | 109 | 247 | 5,9 | 28,9 |
| 12064448000 | Seelow | 75 | 57 | 1.385 | 1.046 | 85,3 | 82,5 | 8 | 7 | 148 | 128 | 25,0 | 28,6 |
| 12064472000 | Strausberg | 122 | 146 | 460 | 553 | 85,2 | 89,7 | 22 | 44 | 83 | 167 | 31,8 | 11,4 |
| 12064480000 | Treplin | | | 0 | 0 | | | | | 0 | 0 | | |
| 12064482000 | Vierlinden | | | 0 | 0 | | | | 1 | 0 | 68 | | 0,0 |
| 12064484000 | Waldsiedersdorf | | | 0 | 0 | | | | | 0 | 0 | | |
| 12064512000 | Wriezen | 9 | 8 | 124 | 109 | 100,0 | 100,0 | 6 | 12 | 83 | 164 | 0,0 | 16,7 |
| 12064538000 | Zechin | | | 0 | 0 | | | | | 0 | 0 | | |
| 12064539000 | Zeschdorf | | | 0 | 0 | | | 1 | 1 | 80 | 80 | 0,0 | 0,0 |
| 12065000000 | Landkreis Oberhavel | 330 | 325 | 157 | 156 | 82,4 | 90,2 | 233 | 365 | 111 | 175 | 29,6 | 24,4 |
| 12065036000 | Birkenwerder | 4 | 12 | 49 | 150 | 100,0 | 91,7 | 24 | 28 | 296 | 349 | 16,7 | 10,7 |
| 12065084000 | Fürstenberg/Havel | 6 | 7 | 103 | 119 | 100,0 | 85,7 | 3 | 6 | 51 | 102 | 0,0 | 16,7 |
| 12065096000 | Glienicke/Nordbahn | 6 | 4 | 49 | 33 | 100,0 | 100,0 | 23 | 43 | 188 | 354 | 4,3 | 9,3 |
| 12065100000 | Gransee | 7 | 2 | 119 | 34 | 85,7 | 100,0 | 4 | 4 | 68 | 68 | 0,0 | 75,0 |
| 12065117000 | Großwoltersdorf | | | 0 | 0 | | | 1 | | 131 | 0 | 0,0 | |
| 12065136000 | Hennigsdorf | 123 | 52 | 466 | 199 | 78,0 | 94,2 | 22 | 78 | 83 | 298 | 18,2 | 59,0 |
| 12065144000 | Hohen Neuendorf | 22 | 45 | 85 | 175 | 90,9 | 88,9 | 54 | 60 | 208 | 233 | 35,2 | 11,7 |
| 12065165000 | Kremmen | 3 | 11 | 40 | 150 | 100,0 | 72,7 | 5 | 16 | 67 | 219 | 80,0 | 25,0 |
| 12065180000 | Leegebruch | 7 | 6 | 103 | 89 | 100,0 | 83,3 | | 5 | 0 | 74 | | 0,0 |
| 12065193000 | Liebenwalde | | 1 | 0 | 23 | | 0,0 | 6 | 4 | 140 | 94 | 33,3 | 50,0 |
| 12065198000 | Löwenberger Land | 2 | 1 | 25 | 12 | 150,0 | 0,0 | 7 | 5 | 86 | 62 | 42,9 | 40,0 |
| 12065225000 | Mühlenbecker Land | 7 | 9 | 47 | 61 | 71,4 | 100,0 | 15 | 35 | 100 | 236 | 40,0 | 11,4 |
| 12065251000 | Oberkrämer | 1 | 2 | 9 | 18 | 100,0 | 100,0 | 14 | 19 | 125 | 173 | 28,6 | 21,1 |
| 12065256000 | Oranienburg | 98 | 148 | 223 | 336 | 85,7 | 93,9 | 33 | 43 | 75 | 98 | 36,4 | 11,6 |
| 12065276000 | Schönermark | | | 0 | 0 | | | 3 | 1 | 665 | 223 | 0,0 | 0,0 |
| 12065301000 | Sonnenberg | | | 0 | 0 | | | | | 0 | 0 | | |
| 12065310000 | Stechlin | | | 0 | 0 | | | | 2 | 0 | 165 | | 0,0 |
| 12065332000 | Velten | 32 | 22 | 270 | 186 | 62,5 | 68,2 | 13 | 9 | 110 | 76 | 46,2 | 22,2 |
| 12065356000 | Zehdenick | 12 | 3 | 89 | 22 | 91,7 | 100,0 | 6 | 7 | 45 | 52 | 66,7 | 28,6 |

Auszug aus PKS des Landes Brandenburg
Kennzahlen für ausgewählte Deliktsbereiche

| Schlüssel | Bezeichnung | Ladendiebstahl | | | | | | Wohnungseinbruchdiebstahl | | | | | |
|--------------------|--|----------------|------------|------------|------------|-------------|-------------|---------------------------|------------|------------|------------|-------------|-------------|
| | | 2018 | 2017 | 2018 | 2017 | 2018 | 2017 | 2018 | 2017 | 2018 | 2017 | 2018 | 2017 |
| | | erf. Fälle | | HZ | | AQ in % | | erf. Fälle | | HZ | | AQ in % | |
| 12066000000 | Landkreis Oberspreewald-Lausitz | 328 | 406 | 295 | 363 | 90,9 | 93,3 | 83 | 92 | 75 | 82 | 24,1 | 39,1 |
| 12066008000 | Altdöbern | | 2 | 0 | 79 | | 100,0 | | 2 | 0 | 79 | | 0,0 |
| 12066041000 | Bronkow | | | 0 | 0 | | | | | 0 | 0 | | |
| 12066052000 | Calau | 5 | 6 | 64 | 77 | 80,0 | 100,0 | 1 | 5 | 13 | 64 | 100,0 | 0,0 |
| 12066064000 | Frauendorf | | | 0 | 0 | | | | | 0 | 0 | | |
| 12066104000 | Großmehlen | | | 0 | 0 | | | | 1 | 0 | 91 | | 0,0 |
| 12066112000 | Großräschen | 26 | 37 | 302 | 429 | 76,9 | 83,8 | 10 | 3 | 116 | 35 | 0,0 | 33,3 |
| 12066116000 | Grünwald | | | 0 | 0 | | | | | 0 | 0 | | |
| 12066120000 | Guteborn | | | 0 | 0 | | | | | 0 | 0 | | |
| 12066124000 | Hermisdorf | | | 0 | 0 | | | 1 | | 126 | 0 | 0,0 | |
| 12066132000 | Hohenbocka | | | 0 | 0 | | | 1 | 1 | 103 | 102 | 0,0 | 100,0 |
| 12066168000 | Kroppen | | | 0 | 0 | | | | | 0 | 0 | | |
| 12066176000 | Lauchhammer | 61 | 75 | 419 | 507 | 91,8 | 96,0 | 5 | 6 | 34 | 41 | 20,0 | 50,0 |
| 12066188000 | Lindenau | | | 0 | 0 | | | | | 0 | 0 | | |
| 12066196000 | Lübbenau/Spreewald | 83 | 79 | 516 | 490 | 91,6 | 96,2 | 9 | 17 | 56 | 106 | 11,1 | 35,3 |
| 12066202000 | Luckaitztal | | | 0 | 0 | | | | | 0 | 0 | | |
| 12066226000 | Neu-Seeland | | | 0 | 0 | | | | 2 | 0 | 338 | | 100,0 |
| 12066228000 | Neupetershain | 1 | | 84 | 0 | 100,0 | | | 2 | 0 | 163 | | 50,0 |
| 12066240000 | Ortrand | 1 | | 47 | 0 | 0,0 | | 3 | 1 | 140 | 47 | 33,3 | 0,0 |
| 12066272000 | Ruhland | 1 | 1 | 27 | 27 | 100,0 | 100,0 | 4 | 2 | 109 | 54 | 25,0 | 50,0 |
| 12066285000 | Schipkau | 1 | 4 | 15 | 59 | 0,0 | 100,0 | 7 | 5 | 103 | 74 | 28,6 | 60,0 |
| 12066292000 | Schwarzbach | | | 0 | 0 | | | | | 0 | 0 | | |
| 12066296000 | Schwarzheide | 10 | 18 | 176 | 315 | 80,0 | 77,8 | 3 | 5 | 53 | 88 | 33,3 | 0,0 |
| 12066304000 | Senftenberg | 115 | 165 | 468 | 666 | 93,9 | 93,3 | 34 | 34 | 138 | 137 | 32,4 | 52,9 |
| 12066316000 | Tettau | | | 0 | 0 | | | | | 0 | 0 | | |
| 12066320000 | Vetschau/Spreewald | 24 | 19 | 293 | 229 | 100,0 | 100,0 | 5 | 6 | 61 | 72 | 20,0 | 0,0 |
| 12067000000 | Landkreis Oder-Spree | 844 | 956 | 473 | 535 | 92,9 | 96,0 | 189 | 278 | 106 | 155 | 16,4 | 16,2 |
| 12067024000 | Bad Saarow | 6 | | 107 | 0 | 100,0 | | 3 | 3 | 53 | 55 | 33,3 | 0,0 |
| 12067036000 | Beeskow | 9 | 13 | 111 | 161 | 77,8 | 84,6 | 1 | 8 | 12 | 99 | 100,0 | 12,5 |
| 12067040000 | Berkenbrück | | | 0 | 0 | | | | | 0 | 0 | | |
| 12067072000 | Briesen (Mark) | 2 | 4 | 72 | 144 | 50,0 | 75,0 | 1 | 2 | 36 | 72 | 0,0 | 50,0 |
| 12067076000 | Brieskow-Finkenheerd | | | 0 | 0 | | | 3 | 4 | 132 | 174 | 0,0 | 25,0 |
| 12067112000 | Diensdorf-Radlow | | | 0 | 0 | | | | 2 | 0 | 353 | | 0,0 |

Auszug aus PKS des Landes Brandenburg
Kennzahlen für ausgewählte Deliktbereiche

| Schlüssel | Bezeichnung | Ladendiebstahl | | | | | | Wohnungseinbruchdiebstahl | | | | | |
|-------------|-----------------------|----------------|------|-------|-------|---------|-------|---------------------------|------|------|------|---------|------|
| | | 2018 | 2017 | 2018 | 2017 | 2018 | 2017 | 2018 | 2017 | 2018 | 2017 | 2018 | 2017 |
| | | erf. Fälle | | HZ | | AQ in % | | erf. Fälle | | HZ | | AQ in % | |
| 12067120000 | Eisenhüttenstadt | 620 | 594 | 2.474 | 2.256 | 93,2 | 98,1 | 34 | 22 | 136 | 84 | 23,5 | 13,6 |
| 12067124000 | Erkner | 38 | 73 | 322 | 624 | 84,2 | 89,0 | 16 | 23 | 135 | 197 | 6,3 | 26,1 |
| 12067137000 | Friedland | | | 0 | 0 | | | 2 | | 68 | 0 | 0,0 | |
| 12067144000 | Fürstenwalde/Spree | 136 | 219 | 424 | 684 | 95,6 | 95,0 | 42 | 78 | 131 | 244 | 16,7 | 20,5 |
| 12067173000 | Gosen-Neu Zittau | 15 | 11 | 474 | 358 | 93,3 | 72,7 | | 6 | 0 | 195 | | 0,0 |
| 12067180000 | Groß Lindow | | | 0 | 0 | | | | 2 | 0 | 117 | | 0,0 |
| 12067201000 | Grünheide (Mark) | 1 | | 12 | 0 | 100,0 | | 17 | 14 | 199 | 166 | 41,2 | 21,4 |
| 12067205000 | Grunow-Dammendorf | | | 0 | 0 | | | | | 0 | 0 | | |
| 12067237000 | Jacobsdorf | | | 0 | 0 | | | | 2 | 0 | 106 | | 50,0 |
| 12067288000 | Langewahl | | | 0 | 0 | | | | 1 | 0 | 119 | | 0,0 |
| 12067292000 | Lawitz | | | 0 | 0 | | | | | 0 | 0 | | |
| 12067324000 | Mixdorf | | | 0 | 0 | | | 2 | 1 | 221 | 110 | 0,0 | 0,0 |
| 12067336000 | Müllrose | 1 | 1 | 22 | 22 | 100,0 | 100,0 | 2 | 3 | 44 | 66 | 50,0 | 0,0 |
| 12067338000 | Neißemünde | | | 0 | 0 | | | | | 0 | 0 | | |
| 12067357000 | Neuzelle | | 3 | 0 | 70 | | 100,0 | 1 | 9 | 23 | 210 | 0,0 | 11,1 |
| 12067397000 | Ragow-Merz | | | 0 | 0 | | | 1 | 1 | 195 | 197 | 0,0 | 0,0 |
| 12067408000 | Rauen | | | 0 | 0 | | | 5 | 2 | 253 | 101 | 0,0 | 50,0 |
| 12067413000 | Reichenwalde | | | 0 | 0 | | | | | 0 | 0 | | |
| 12067426000 | Rietz-Neuendorf | | | 0 | 0 | | | 3 | 3 | 74 | 73 | 0,0 | 0,0 |
| 12067438000 | Schlaubetal | | | 0 | 0 | | | 1 | 1 | 54 | 54 | 0,0 | 0,0 |
| 12067440000 | Schöneiche bei Berlin | 1 | 9 | 8 | 73 | 100,0 | 88,9 | 8 | 30 | 64 | 243 | 0,0 | 6,7 |
| 12067458000 | Siehdichum | | | 0 | 0 | | | 1 | 5 | 64 | 328 | 0,0 | 0,0 |
| 12067469000 | Spreehagen | | | 0 | 0 | | | 1 | 3 | 31 | 93 | 100,0 | 0,0 |
| 12067473000 | Steinhöfel | | | 0 | 0 | | | 10 | 5 | 227 | 114 | 10,0 | 0,0 |
| 12067481000 | Storkow (Mark) | 7 | 23 | 77 | 254 | 71,4 | 100,0 | 5 | 11 | 55 | 121 | 0,0 | 27,3 |
| 12067493000 | Tauche | | 1 | 0 | 26 | | 100,0 | 4 | 1 | 105 | 26 | 25,0 | 0,0 |
| 12067508000 | Vogelsang | | | 0 | 0 | | | 1 | | 139 | 0 | 0,0 | |
| 12067520000 | Wendisch Rietz | | | 0 | 0 | | | | 4 | 0 | 261 | | 50,0 |
| 12067528000 | Wiesenu | 1 | 1 | 81 | 79 | 100,0 | 100,0 | 2 | | 162 | 0 | 100,0 | |
| 12067544000 | Woltersdorf | 6 | 4 | 73 | 49 | 100,0 | 75,0 | 21 | 30 | 256 | 368 | 0,0 | 13,3 |
| 12067552000 | Ziltendorf | 1 | | 66 | 0 | 100,0 | | 2 | 2 | 132 | 131 | 0,0 | 0,0 |

Auszug aus PKS des Landes Brandenburg
Kennzahlen für ausgewählte Deliktsbereiche

| Schlüssel | Bezeichnung | Ladendiebstahl | | | | | | Wohnungseinbruchdiebstahl | | | | | |
|--------------------|-------------------------------------|----------------|------------|------------|------------|-------------|-------------|---------------------------|------------|------------|------------|-------------|-------------|
| | | 2018 | 2017 | 2018 | 2017 | 2018 | 2017 | 2018 | 2017 | 2018 | 2017 | 2018 | 2017 |
| | | erf. Fälle | | HZ | | AQ in % | | erf. Fälle | | HZ | | AQ in % | |
| 12068000000 | Landkreis Ostprignitz-Ruppin | 270 | 255 | 272 | 257 | 91,1 | 91,0 | 90 | 133 | 91 | 134 | 25,6 | 25,6 |
| 12068052000 | Breddin | | | 0 | 0 | | | | | 0 | 0 | | |
| 12068072000 | Dabergotz | | | 0 | 0 | | | 1 | 1 | 161 | 164 | 0,0 | 0,0 |
| 12068109000 | Dreetz | | | 0 | 0 | | | 1 | 1 | 88 | 87 | 0,0 | 0,0 |
| 12068117000 | Fehrbellin | 7 | 6 | 79 | 68 | 85,7 | 83,3 | 14 | 25 | 158 | 283 | 7,1 | 32,0 |
| 12068181000 | Heiligengrabe | 4 | | 91 | 0 | 100,0 | | 5 | 11 | 114 | 249 | 20,0 | 0,0 |
| 12068188000 | Herzberg (Mark) | | | 0 | 0 | | | | | 0 | 0 | | |
| 12068264000 | Kyritz | 25 | 34 | 267 | 370 | 96,0 | 97,1 | 11 | 10 | 117 | 109 | 27,3 | 50,0 |
| 12068280000 | Lindow (Mark) | | 1 | 0 | 33 | | 100,0 | 4 | | 131 | 0 | 25,0 | |
| 12068306000 | Märkisch Linden | | | 0 | 0 | | | | 1 | 0 | 85 | | 0,0 |
| 12068320000 | Neuruppin | 176 | 174 | 570 | 561 | 89,8 | 92,0 | 20 | 43 | 65 | 139 | 25,0 | 27,9 |
| 12068324000 | Neustadt (Dosse) | 1 | 1 | 29 | 29 | 100,0 | 100,0 | | 1 | 0 | 29 | | 0,0 |
| 12068353000 | Rheinsberg | 8 | 2 | 99 | 25 | 100,0 | 50,0 | 8 | 10 | 99 | 123 | 25,0 | 0,0 |
| 12068372000 | Rüthnick | | | 0 | 0 | | | | | 0 | 0 | | |
| 12068409000 | Sieversdorf-Hohenofen | | | 0 | 0 | | | | | 0 | 0 | | |
| 12068413000 | Storbeck-Frankendorf | | | 0 | 0 | | | | 1 | 0 | 211 | | 0,0 |
| 12068417000 | Stüdenitz-Schönermark | | | 0 | 0 | | | | | 0 | 0 | | |
| 12068425000 | Temnitzquell | | | 0 | 0 | | | 2 | 1 | 264 | 132 | 0,0 | 0,0 |
| 12068426000 | Temnitztal | | | 0 | 0 | | | 1 | 3 | 69 | 205 | 0,0 | 33,3 |
| 12068437000 | Vielitzsee | | | 0 | 0 | | | 1 | | 216 | 0 | 0,0 | |
| 12068452000 | Walsleben | | | 0 | 0 | | | 1 | 1 | 127 | 126 | 100,0 | 0,0 |
| 12068468000 | Wittstock/Dosse | 49 | 32 | 343 | 224 | 91,8 | 84,4 | 18 | 15 | 126 | 105 | 44,4 | 46,7 |
| 12068477000 | Wusterhausen/Dosse | | 5 | 0 | 84 | | 80,0 | 1 | 9 | 17 | 151 | 0,0 | 11,1 |
| 12068501000 | Zernitz-Lohm | | | 0 | 0 | | | 2 | | 231 | 0 | 50,0 | |
| 12069000000 | Landkreis Potsdam-Mittelmark | 270 | 389 | 127 | 183 | 81,5 | 91,3 | 280 | 320 | 131 | 151 | 10,4 | 20,6 |
| 12069017000 | Beelitz | 4 | 9 | 33 | 74 | 75,0 | 88,9 | 7 | 19 | 57 | 156 | 14,3 | 89,5 |
| 12069018000 | Beetzsee | | | 0 | 0 | | | 4 | 2 | 154 | 78 | 25,0 | 0,0 |
| 12069019000 | Beetzseeheide | | | 0 | 0 | | | 1 | 1 | 145 | 143 | 0,0 | 100,0 |
| 12069020000 | Bad Belzig | 26 | 23 | 234 | 207 | 96,2 | 100,0 | 8 | 9 | 72 | 81 | 12,5 | 11,1 |
| 12069028000 | Bensdorf | | 1 | 0 | 81 | | 100,0 | 2 | 1 | 165 | 81 | 0,0 | 0,0 |
| 12069052000 | Borkheide | | 1 | 0 | 51 | | 0,0 | 2 | 1 | 100 | 51 | 0,0 | 800,0 |
| 12069056000 | Borkwalde | | | 0 | 0 | | | 3 | 1 | 201 | 67 | 0,0 | 100,0 |
| 12069076000 | Brück | 2 | 3 | 50 | 75 | 100,0 | 100,0 | 4 | 6 | 100 | 150 | 25,0 | 16,7 |

Auszug aus PKS des Landes Brandenburg
Kennzahlen für ausgewählte Deliktsbereiche

| Schlüssel | Bezeichnung | Ladendiebstahl | | | | | | Wohnungseinbruchdiebstahl | | | | | |
|-------------|--------------------|----------------|------|-------|-------|---------|-------|---------------------------|------|------|------|---------|-------|
| | | 2018 | 2017 | 2018 | 2017 | 2018 | 2017 | 2018 | 2017 | 2018 | 2017 | 2018 | 2017 |
| | | erf. Fälle | | HZ | | AQ in % | | erf. Fälle | | HZ | | AQ in % | |
| 12069089000 | Buckautal | | | 0 | 0 | | | | 1 | 0 | 202 | | 0,0 |
| 12069216000 | Golzow | | | 0 | 0 | | | | 1 | 0 | 76 | | 100,0 |
| 12069224000 | Görzke | | | 0 | 0 | | | | 2 | 0 | 162 | | 0,0 |
| 12069232000 | Gräben | | | 0 | 0 | | | 1 | 1 | 192 | 196 | 100,0 | 0,0 |
| 12069249000 | Groß Kreuz/Emster | 2 | 2 | 24 | 24 | 50,0 | 100,0 | 1 | 7 | 12 | 85 | 100,0 | 0,0 |
| 12069270000 | Havelsee | | | 0 | 0 | | | 1 | 2 | 31 | 62 | 0,0 | 0,0 |
| 12069304000 | Kleinmachnow | 29 | 15 | 141 | 73 | 44,8 | 73,3 | 41 | 59 | 199 | 286 | 12,2 | 11,9 |
| 12069306000 | Kloster Lehnin | 2 | 2 | 18 | 18 | 100,0 | 100,0 | 10 | 5 | 92 | 46 | 10,0 | 0,0 |
| 12069345000 | Linthe | 18 | 9 | 1.974 | 1.004 | 88,9 | 55,6 | 1 | | 110 | 0 | 0,0 | |
| 12069397000 | Michendorf | 8 | 6 | 64 | 49 | 87,5 | 83,3 | 20 | 19 | 161 | 155 | 5,0 | 21,1 |
| 12069402000 | Mühlenfließ | 1 | | 113 | 0 | 0,0 | | 1 | 1 | 113 | 111 | 0,0 | 0,0 |
| 12069448000 | Niemegk | 2 | 6 | 98 | 295 | 50,0 | 83,3 | 1 | | 49 | 0 | 0,0 | |
| 12069454000 | Nuthetal | 8 | 18 | 88 | 201 | 87,5 | 83,3 | 16 | 7 | 176 | 78 | 0,0 | 14,3 |
| 12069460000 | Päwesin | | | 0 | 0 | | | 2 | 2 | 400 | 384 | 0,0 | 0,0 |
| 12069470000 | Planebruch | | | 0 | 0 | | | 1 | | 99 | 0 | 0,0 | |
| 12069474000 | Planetal | | | 0 | 0 | | | | 2 | 0 | 209 | | 0,0 |
| 12069485000 | Rabenstein/Fläming | | | 0 | 0 | | | 1 | | 123 | 0 | 0,0 | |
| 12069537000 | Rosenau | | | 0 | 0 | | | | | 0 | 0 | | |
| 12069541000 | Roskow | | | 0 | 0 | | | 2 | 2 | 170 | 168 | 0,0 | 0,0 |
| 12069590000 | Schwielowsee | 5 | 2 | 47 | 19 | 100,0 | 100,0 | 10 | 18 | 94 | 170 | 30,0 | 5,6 |
| 12069596000 | Seddiner See | 1 | 3 | 22 | 68 | 100,0 | 100,0 | 4 | 2 | 87 | 45 | 0,0 | 0,0 |
| 12069604000 | Stahnsdorf | 7 | 9 | 46 | 59 | 100,0 | 100,0 | 31 | 33 | 203 | 217 | 9,7 | 15,2 |
| 12069616000 | Teltow | 112 | 189 | 435 | 736 | 85,7 | 94,2 | 70 | 66 | 272 | 257 | 8,6 | 12,1 |
| 12069632000 | Treuenbrietzen | 2 | 4 | 27 | 54 | 100,0 | 50,0 | 4 | 9 | 54 | 121 | 0,0 | 11,1 |
| 12069648000 | Wenzlow | | | 0 | 0 | | | | | 0 | 0 | | |
| 12069656000 | Werder (Havel) | 35 | 78 | 136 | 308 | 74,3 | 92,3 | 25 | 27 | 97 | 107 | 12,0 | 29,6 |
| 12069665000 | Wiesenburg/Mark | 1 | 2 | 23 | 46 | 100,0 | 100,0 | 3 | 6 | 70 | 139 | 33,3 | 0,0 |
| 12069680000 | Wollin | | | 0 | 0 | | | 2 | 3 | 238 | 355 | 0,0 | 0,0 |
| 12069688000 | Wusterwitz | 2 | 6 | 66 | 197 | 100,0 | 100,0 | | 1 | 0 | 33 | | 100,0 |
| 12069696000 | Ziesar | 3 | 1 | 123 | 41 | 100,0 | 100,0 | 1 | 4 | 41 | 164 | 0,0 | 0,0 |

Auszug aus PKS des Landes Brandenburg
Kennzahlen für ausgewählte Deliktsbereiche

| Schlüssel | Bezeichnung | Ladendiebstahl | | | | | | Wohnungseinbruchdiebstahl | | | | | |
|-------------|------------------------|----------------|------|------|------|---------|-------|---------------------------|------|------|------|---------|-------|
| | | 2018 | 2017 | 2018 | 2017 | 2018 | 2017 | 2018 | 2017 | 2018 | 2017 | 2018 | 2017 |
| | | erf. Fälle | | HZ | | AQ in % | | erf. Fälle | | HZ | | AQ in % | |
| 12070000000 | Landkreis Prignitz | 236 | 229 | 305 | 294 | 82,6 | 90,4 | 62 | 65 | 80 | 84 | 19,4 | 20,0 |
| 12070008000 | Bad Wilsnack | 2 | | 78 | 0 | 100,0 | | 2 | | 78 | 0 | 50,0 | |
| 12070028000 | Berge | | | 0 | 0 | | | | | 0 | 0 | | |
| 12070052000 | Breese | | | 0 | 0 | | | | 1 | 0 | 68 | | 0,0 |
| 12070060000 | Cumlosen | | | 0 | 0 | | | | | 0 | 0 | | |
| 12070096000 | Gerdshagen | | | 0 | 0 | | | | | 0 | 0 | | |
| 12070125000 | Groß Pankow (Prignitz) | | | 0 | 0 | | | 2 | 4 | 52 | 101 | 100,0 | 25,0 |
| 12070145000 | Gültitz-Reetz | | | 0 | 0 | | | | | 0 | 0 | | |
| 12070149000 | Gumtow | | | 0 | 0 | | | 2 | 1 | 59 | 29 | 50,0 | 0,0 |
| 12070153000 | Halenbeck-Rohlsdorf | | | 0 | 0 | | | | 1 | 0 | 190 | | 0,0 |
| 12070173000 | Karstädt | 3 | 1 | 50 | 17 | 100,0 | 100,0 | 4 | 1 | 67 | 17 | 0,0 | 0,0 |
| 12070222000 | Kümmernitztal | | | 0 | 0 | | | | | 0 | 0 | | |
| 12070236000 | Lanz | | | 0 | 0 | | | | | 0 | 0 | | |
| 12070241000 | Legde/Quitzebel | | | 0 | 0 | | | 2 | 1 | 331 | 168 | 0,0 | 0,0 |
| 12070244000 | Lenzen (Elbe) | 2 | 2 | 94 | 93 | 50,0 | 100,0 | | 3 | 0 | 139 | | 0,0 |
| 12070246000 | Lenzerwische | | | 0 | 0 | | | | 2 | 0 | 445 | | 0,0 |
| 12070266000 | Marienfließ | | | 0 | 0 | | | | | 0 | 0 | | |
| 12070280000 | Meyenburg | | 7 | 0 | 329 | | 71,4 | 1 | 2 | 48 | 94 | 0,0 | 50,0 |
| 12070296000 | Perleberg | 43 | 33 | 349 | 267 | 90,7 | 93,9 | 11 | 14 | 89 | 113 | 36,4 | 7,1 |
| 12070300000 | Pirow | | | 0 | 0 | | | | | 0 | 0 | | |
| 12070302000 | Plattenburg | | | 0 | 0 | | | 2 | 2 | 60 | 59 | 0,0 | 0,0 |
| 12070316000 | Pritzwalk | 67 | 62 | 558 | 515 | 91,0 | 96,8 | 12 | 5 | 100 | 41 | 8,3 | 40,0 |
| 12070325000 | Putlitz | | 1 | 0 | 37 | | 100,0 | 4 | | 148 | 0 | 25,0 | |
| 12070348000 | Rühstädt | | | 0 | 0 | | | 1 | | 213 | 0 | 0,0 | |
| 12070393000 | Triglitz | | | 0 | 0 | | | 1 | 2 | 199 | 419 | 0,0 | 100,0 |
| 12070416000 | Weisen | | | 0 | 0 | | | | | 0 | 0 | | |
| 12070424000 | Wittenberge | 119 | 123 | 692 | 710 | 74,8 | 87,0 | 18 | 26 | 105 | 150 | 11,1 | 23,1 |
| 12071000000 | Landkreis Spree-Neiße | 233 | 271 | 202 | 232 | 89,3 | 88,9 | 85 | 73 | 74 | 62 | 34,1 | 26,0 |
| 12071028000 | Briesen | | | 0 | 0 | | | | | 0 | 0 | | |
| 12071032000 | Burg (Spreevald) | 6 | 2 | 140 | 46 | 83,3 | 100,0 | 2 | 3 | 47 | 69 | 100,0 | 0,0 |
| 12071041000 | Dissen-Striesow | | | 0 | 0 | | | | | 0 | 0 | | |
| 12071044000 | Döbern | 8 | 16 | 246 | 486 | 87,5 | 93,8 | | | 0 | 0 | | |
| 12071052000 | Drachhausen | | 1 | 0 | 124 | | 100,0 | | 1 | 0 | 124 | | 0,0 |

Auszug aus PKS des Landes Brandenburg
Kennzahlen für ausgewählte Deliktbereiche

| Schlüssel | Bezeichnung | Ladendiebstahl | | | | | | Wohnungseinbruchdiebstahl | | | | | |
|--------------------|---------------------------------|----------------|------------|------------|------------|-------------|-------------|---------------------------|------------|------------|------------|-------------|-------------|
| | | 2018 | 2017 | 2018 | 2017 | 2018 | 2017 | 2018 | 2017 | 2018 | 2017 | 2018 | 2017 |
| | | erf. Fälle | | HZ | | AQ in % | | erf. Fälle | | HZ | | AQ in % | |
| 12071057000 | Drebkau | 1 | 2 | 18 | 36 | 100,0 | 100,0 | | 2 | 0 | 36 | | 0,0 |
| 12071060000 | Drehnow | | | 0 | 0 | | | | | 0 | 0 | | |
| 12071074000 | Felixsee | | | 0 | 0 | | | | 1 | 0 | 52 | | 0,0 |
| 12071076000 | Forst (Lausitz) | 85 | 109 | 463 | 584 | 97,6 | 94,5 | 20 | 12 | 109 | 64 | 20,0 | 58,3 |
| 12071153000 | Groß Schacksdorf-Simmersdorf | | | 0 | 0 | | | 1 | | 98 | 0 | 0,0 | |
| 12071160000 | Guben | 88 | 99 | 512 | 567 | 78,4 | 82,8 | 24 | 24 | 140 | 137 | 70,8 | 16,7 |
| 12071164000 | Guhrow | | | 0 | 0 | | | | | 0 | 0 | | |
| 12071176000 | Heinersbrück | | | 0 | 0 | | | | | 0 | 0 | | |
| 12071189000 | Jämlitz-Klein Düben | | | 0 | 0 | | | | | 0 | 0 | | |
| 12071193000 | Jänschwalde | | | 0 | 0 | | | 2 | | 130 | 0 | 0,0 | |
| 12071244000 | Kolkwitz | 5 | 5 | 54 | 54 | 100,0 | 100,0 | 4 | 3 | 44 | 33 | 0,0 | 33,3 |
| 12071294000 | Neiße-Malxetal | | | 0 | 0 | | | 2 | | 123 | 0 | 0,0 | |
| 12071301000 | Neuhausen/Spree | | | 0 | 0 | | | 2 | 2 | 41 | 40 | 0,0 | 0,0 |
| 12071304000 | Peitz | 1 | 2 | 23 | 45 | 100,0 | 0,0 | 1 | 1 | 23 | 23 | 0,0 | 0,0 |
| 12071337000 | Schenkendöbern | | | 0 | 0 | | | 4 | 1 | 111 | 28 | 0,0 | 0,0 |
| 12071341000 | Schmogrow-Fehrow | | | 0 | 0 | | | | | 0 | 0 | | |
| 12071372000 | Spremberg | 38 | 35 | 169 | 154 | 94,7 | 88,6 | 20 | 17 | 89 | 75 | 25,0 | 41,2 |
| 12071384000 | Tauer | | | 0 | 0 | | | 1 | | 144 | 0 | 0,0 | |
| 12071386000 | Teichland | | | 0 | 0 | | | | | 0 | 0 | | |
| 12071392000 | Tschernitz | 1 | | 81 | 0 | 100,0 | | 1 | | 81 | 0 | 0,0 | |
| 12071401000 | Turnow-Preilack | | | 0 | 0 | | | | 1 | 0 | 87 | | 0,0 |
| 12071408000 | Welzow | | | 0 | 0 | | | 1 | 3 | 29 | 84 | 100,0 | 0,0 |
| 12071412000 | Werben | | | 0 | 0 | | | | 2 | 0 | 116 | | 0,0 |
| 12071414000 | Wiesengrund | | | 0 | 0 | | | | | 0 | 0 | | |
| 12072000000 | Landkreis Teltow-Fläming | 376 | 530 | 225 | 322 | 83,2 | 92,6 | 264 | 241 | 158 | 146 | 13,3 | 17,4 |
| 12072002000 | Am Mellensee | 2 | 5 | 30 | 75 | 100,0 | 80,0 | 6 | | 89 | 0 | 66,7 | |
| 12072014000 | Baruth/Mark | 3 | 1 | 73 | 24 | 66,7 | 100,0 | 3 | 4 | 73 | 97 | 0,0 | 0,0 |
| 12072017000 | Blankenfelde-Mahlow | 62 | 51 | 226 | 189 | 87,1 | 92,2 | 109 | 70 | 398 | 260 | 9,2 | 17,1 |
| 12072053000 | Dahme/Mark | 7 | 2 | 142 | 40 | 42,9 | 100,0 | 4 | 3 | 81 | 60 | 0,0 | 66,7 |
| 12072055000 | Dahmetal | | | 0 | 0 | | | | | 0 | 0 | | |
| 12072120000 | Großbeeren | 10 | 4 | 119 | 49 | 90,0 | 75,0 | 12 | 18 | 143 | 219 | 8,3 | 0,0 |
| 12072157000 | Ihlow | | | 0 | 0 | | | 1 | 1 | 146 | 141 | 0,0 | 0,0 |
| 12072169000 | Jüterbog | 32 | 49 | 258 | 398 | 84,4 | 95,9 | 15 | 8 | 121 | 65 | 6,7 | 37,5 |

Auszug aus PKS des Landes Brandenburg
Kennzahlen für ausgewählte Deliktbereiche

| Schlüssel | Bezeichnung | Ladendiebstahl | | | | | | Wohnungseinbruchdiebstahl | | | | | |
|--------------------|----------------------------|----------------|------------|------------|------------|-------------|-------------|---------------------------|-----------|-----------|-----------|-------------|-------------|
| | | 2018 | 2017 | 2018 | 2017 | 2018 | 2017 | 2018 | 2017 | 2018 | 2017 | 2018 | 2017 |
| | | erf. Fälle | | HZ | | AQ in % | | erf. Fälle | | HZ | | AQ in % | |
| 12072232000 | Luckenwalde | 113 | 210 | 547 | 1.023 | 90,3 | 93,8 | 25 | 22 | 121 | 107 | 20,0 | 13,6 |
| 12072240000 | Ludwigfelde | 94 | 100 | 366 | 396 | 79,8 | 93,0 | 35 | 40 | 136 | 158 | 14,3 | 35,0 |
| 12072297000 | Niedergörsdorf | 4 | 7 | 65 | 115 | 100,0 | 85,7 | 2 | | 33 | 0 | 0,0 | |
| 12072298000 | Niederer Fläming | | | 0 | 0 | | | 2 | 1 | 65 | 32 | 0,0 | 0,0 |
| 12072312000 | Nuthe-Urstromtal | 1 | 2 | 15 | 30 | 100,0 | 100,0 | 7 | 2 | 106 | 30 | 14,3 | 0,0 |
| 12072340000 | Rangsdorf | 21 | 24 | 186 | 215 | 85,7 | 91,7 | 14 | 24 | 124 | 215 | 14,3 | 4,2 |
| 12072426000 | Trebbin | 1 | 8 | 11 | 84 | 0,0 | 75,0 | 11 | 25 | 117 | 264 | 18,2 | 12,0 |
| 12072477000 | Zossen | 26 | 67 | 137 | 370 | 61,5 | 91,0 | 18 | 23 | 95 | 127 | 22,2 | 17,4 |
| 12073000000 | Landkreis Uckermark | 368 | 444 | 306 | 367 | 93,5 | 92,1 | 75 | 98 | 62 | 81 | 18,7 | 33,7 |
| 12073008000 | Angermünde | 53 | 30 | 383 | 217 | 100,0 | 80,0 | 11 | 17 | 79 | 123 | 0,0 | 58,8 |
| 12073032000 | Berkholz-Meyenburg | | | 0 | 0 | | | | | 0 | 0 | | |
| 12073069000 | Boitzenburger Land | | | 0 | 0 | | | 1 | 1 | 32 | 32 | 0,0 | 0,0 |
| 12073085000 | Brüssow | | | 0 | 0 | | | | | 0 | 0 | | |
| 12073093000 | Carmzow-Wallmow | | | 0 | 0 | | | 1 | | 163 | 0 | 0,0 | |
| 12073097000 | Casekow | | | 0 | 0 | | | 2 | 3 | 106 | 158 | 50,0 | 0,0 |
| 12073157000 | Flieth-Stegelitz | | | 0 | 0 | | | 1 | 1 | 187 | 185 | 0,0 | 0,0 |
| 12073189000 | Gartz (Oder) | | 3 | 0 | 119 | | 100,0 | 2 | 4 | 78 | 159 | 0,0 | 0,0 |
| 12073201000 | Gerswalde | | | 0 | 0 | | | 2 | 2 | 128 | 126 | 50,0 | 50,0 |
| 12073216000 | Göritz | | | 0 | 0 | | | 1 | 3 | 124 | 378 | 0,0 | 100,0 |
| 12073225000 | Gramzow | | | 0 | 0 | | | 2 | 3 | 108 | 158 | 0,0 | 0,0 |
| 12073261000 | Grünow | | | 0 | 0 | | | | 1 | 0 | 108 | | 0,0 |
| 12073309000 | Hohenselchow-Groß Pinnow | | | 0 | 0 | | | 1 | 2 | 128 | 255 | 0,0 | 100,0 |
| 12073384000 | Lychen | 2 | 16 | 62 | 497 | 100,0 | 100,0 | 1 | | 31 | 0 | 100,0 | |
| 12073386000 | Mark Landin | | | 0 | 0 | | | | 1 | 0 | 100 | | 0,0 |
| 12073393000 | Mescherin | | 1 | 0 | 125 | | 100,0 | 1 | 6 | 121 | 748 | 0,0 | 16,7 |
| 12073396000 | Milmersdorf | 1 | 1 | 69 | 69 | 100,0 | 0,0 | | 2 | 0 | 138 | | 0,0 |
| 12073404000 | Mittenwalde | | | 0 | 0 | | | 1 | 1 | 279 | 272 | 0,0 | 0,0 |
| 12073429000 | Nordwestuckermark | | | 0 | 0 | | | 1 | 1 | 24 | 23 | 0,0 | 100,0 |
| 12073430000 | Oberuckersee | | | 0 | 0 | | | 2 | 1 | 120 | 59 | 50,0 | 0,0 |
| 12073440000 | Pinnow | | | 0 | 0 | | | 1 | | 111 | 0 | 0,0 | |
| 12073452000 | Prenzlau | 176 | 212 | 921 | 1.100 | 93,8 | 92,5 | 11 | 10 | 58 | 52 | 45,5 | 20,0 |
| 12073458000 | Randowtal | | | 0 | 0 | | | 1 | 2 | 108 | 217 | 100,0 | 50,0 |
| 12073490000 | Schenkenberg | | | 0 | 0 | | | | | 0 | 0 | | |

Auszug aus PKS des Landes Brandenburg
Kennzahlen für ausgewählte Deliktbereiche

| Schlüssel | Bezeichnung | Ladendiebstahl | | | | | | Wohnungseinbruchdiebstahl | | | | | |
|-------------|--------------------|----------------|------|------|------|---------|------|---------------------------|------|------|------|---------|-------|
| | | 2018 | 2017 | 2018 | 2017 | 2018 | 2017 | 2018 | 2017 | 2018 | 2017 | 2018 | 2017 |
| | | erf. Fälle | | HZ | | AQ in % | | erf. Fälle | | HZ | | AQ in % | |
| 12073505000 | Schöneberg | | | 0 | 0 | | | 1 | | 123 | 0 | 0,0 | |
| 12073520000 | Schönfeld | | | 0 | 0 | | | | 1 | 0 | 168 | | 0,0 |
| 12073532000 | Schwedt/Oder | 91 | 132 | 303 | 437 | 92,3 | 92,4 | 17 | 21 | 57 | 70 | 17,6 | 33,3 |
| 12073565000 | Tantow | | | 0 | 0 | | | | | 0 | 0 | | |
| 12073569000 | Temmen-Ringenwalde | | | 0 | 0 | | | 1 | | 189 | 0 | 0,0 | |
| 12073572000 | Templin | 45 | 49 | 282 | 304 | 86,7 | 95,9 | 11 | 10 | 69 | 62 | 9,1 | 20,0 |
| 12073578000 | Uckerfelde | | | 0 | 0 | | | | 2 | 0 | 212 | | 0,0 |
| 12073579000 | Uckerland | | | 0 | 0 | | | 1 | 1 | 38 | 37 | 0,0 | 100,0 |
| 12073603000 | Passow | | | 0 | 0 | | | 1 | 1 | 69 | 68 | 0,0 | 0,0 |
| 12073645000 | Zichow | | | 0 | 0 | | | | 1 | 0 | 177 | | 0,0 |

Auszug aus PKS des Landes Brandenburg
Kennzahlen für ausgewählte Deliktsbereiche

| Schlüssel | Bezeichnung | Diebstahl in/aus Boden- und Kellerräumen... | | | | | | Diebstahl in/aus Dienst-, Büroräumen... | | | | | |
|-------------------|-------------------------------|---|--------------|------------|------------|-------------|-------------|---|--------------|------------|------------|-------------|-------------|
| | | 2018 | 2017 | 2018 | 2017 | 2018 | 2017 | 2018 | 2017 | 2018 | 2017 | 2018 | 2017 |
| | | erf. Fälle | | HZ | | AQ in % | | erf. Fälle | | HZ | | AQ in % | |
| 1200000000 | Bundesland Brandenburg | 3.431 | 3.717 | 137 | 149 | 21,8 | 15,1 | 3.986 | 4.639 | 159 | 186 | 21,7 | 21,9 |
| 1205100000 | Brandenburg an der Havel | 116 | 102 | 161 | 142 | 6,0 | 9,8 | 53 | 77 | 74 | 107 | 11,3 | 24,7 |
| 1205200000 | Cottbus | 331 | 517 | 328 | 515 | 14,2 | 11,2 | 203 | 212 | 201 | 211 | 32,0 | 18,9 |
| 1205300000 | Frankfurt (Oder) | 146 | 213 | 251 | 366 | 2,1 | 10,8 | 76 | 133 | 131 | 229 | 19,7 | 23,3 |
| 1205400000 | Potsdam | 402 | 423 | 229 | 246 | 99,0 | 31,9 | 262 | 310 | 149 | 180 | 16,8 | 11,9 |
| 1206000000 | Landkreis Barnim | 147 | 283 | 81 | 158 | 23,8 | 28,6 | 184 | 201 | 102 | 112 | 18,5 | 19,4 |
| 12060005000 | Ahrensfelde | 2 | | 15 | 0 | 0,0 | | 18 | 20 | 135 | 153 | 11,1 | 15,0 |
| 12060012000 | Althüttendorf | | | 0 | 0 | | | | 1 | 0 | 177 | | 0,0 |
| 12060020000 | Bernau bei Berlin | 27 | 49 | 71 | 130 | 11,1 | 36,7 | 59 | 38 | 154 | 101 | 11,9 | 23,7 |
| 12060024000 | Biesenthal | 2 | | 35 | 0 | 0,0 | | 4 | 4 | 70 | 71 | 25,0 | 25,0 |
| 12060034000 | Breydin | | | 0 | 0 | | | | | 0 | 0 | | |
| 12060036000 | Britz | | | 0 | 0 | | | 3 | 2 | 144 | 94 | 33,3 | 50,0 |
| 12060045000 | Chorin | | | 0 | 0 | | | 2 | 3 | 86 | 131 | 0,0 | 0,0 |
| 12060052000 | Eberswalde | 111 | 222 | 276 | 555 | 26,1 | 26,1 | 44 | 67 | 109 | 167 | 22,7 | 22,4 |
| 12060068000 | Friedrichswalde | | | 0 | 0 | | | | | 0 | 0 | | |
| 12060092000 | Hohenfinow | | 1 | 0 | 189 | | 100,0 | | | 0 | 0 | | |
| 12060100000 | Joachimsthal | 2 | | 59 | 0 | 50,0 | | 1 | 1 | 30 | 29 | 100,0 | 0,0 |
| 12060128000 | Liepe | 1 | | 156 | 0 | 100,0 | | 1 | | 156 | 0 | 100,0 | |
| 12060149000 | Lunow-Stolzenhagen | | | 0 | 0 | | | | 1 | 0 | 83 | | 100,0 |
| 12060154000 | Marlenwerder | | | 0 | 0 | | | 1 | | 59 | 0 | 0,0 | |
| 12060161000 | Melchow | | | 0 | 0 | | | 2 | 1 | 211 | 107 | 0,0 | 0,0 |
| 12060172000 | Niederfinow | | | 0 | 0 | | | | | 0 | 0 | | |
| 12060176000 | Oderberg | | | 0 | 0 | | | 1 | 5 | 46 | 229 | 0,0 | 20,0 |
| 12060181000 | Panketal | | | 0 | 0 | | | 13 | 13 | 64 | 64 | 38,5 | 0,0 |
| 12060185000 | Parsteinsee | | 1 | 0 | 185 | | 0,0 | | | 0 | 0 | | |
| 12060192000 | Rüdnitz | 1 | | 50 | 0 | 0,0 | | | 3 | 0 | 156 | | 33,3 |
| 12060198000 | Schorfheide | | 7 | 0 | 70 | | 42,9 | 12 | 8 | 121 | 80 | 16,7 | 0,0 |
| 12060250000 | Sydower Fließ | | | 0 | 0 | | | | | 0 | 0 | | |
| 12060269000 | Wandlitz | 1 | 3 | 4 | 13 | 100,0 | 0,0 | 13 | 23 | 58 | 103 | 23,1 | 17,4 |
| 12060280000 | Werneuchen | | | 0 | 0 | | | 10 | 11 | 113 | 128 | 10,0 | 9,1 |
| 12060296000 | Ziethen | | | 0 | 0 | | | | | 0 | 0 | | |

Auszug aus PKS des Landes Brandenburg
Kennzahlen für ausgewählte Deliktsbereiche

| Schlüssel | Bezeichnung | Diebstahl in/aus Boden- und Kellerräumen... | | | | | | Diebstahl in/aus Dienst-, Büroräumen... | | | | | |
|-------------|---------------------------|---|------|------|------|---------|------|---|------|------|------|---------|-------|
| | | 2018 | 2017 | 2018 | 2017 | 2018 | 2017 | 2018 | 2017 | 2018 | 2017 | 2018 | 2017 |
| | | erf. Fälle | | HZ | | AQ in % | | erf. Fälle | | HZ | | AQ in % | |
| 12061000000 | Landkreis Dahme-Spreewald | 116 | 116 | 69 | 70 | 5,2 | 4,3 | 253 | 262 | 151 | 158 | 13,8 | 19,1 |
| 12061005000 | Alt Zauche-Wußwerk | | | 0 | 0 | | | 1 | | 205 | 0 | 0,0 | |
| 12061017000 | Bersteland | | | 0 | 0 | | | 2 | 5 | 227 | 555 | 50,0 | 20,0 |
| 12061020000 | Bestensee | 7 | 3 | 90 | 40 | 14,3 | 0,0 | 11 | 8 | 141 | 107 | 18,2 | 0,0 |
| 12061061000 | Byhleguhre-Byhlen | | | 0 | 0 | | | | | 0 | 0 | | |
| 12061097000 | Drahnsdorf | | | 0 | 0 | | | | | 0 | 0 | | |
| 12061112000 | Eichwalde | 6 | 2 | 93 | 31 | 0,0 | 0,0 | 2 | 3 | 31 | 46 | 50,0 | 33,3 |
| 12061164000 | Golßen | | 1 | 0 | 39 | | 0,0 | 4 | 4 | 157 | 155 | 50,0 | 0,0 |
| 12061192000 | Groß Köris | | | 0 | 0 | | | 3 | 2 | 131 | 88 | 0,0 | 50,0 |
| 12061216000 | Halbe | | | 0 | 0 | | | 6 | 4 | 250 | 163 | 0,0 | 0,0 |
| 12061217000 | Heidesee | | | 0 | 0 | | | 1 | 1 | 14 | 14 | 0,0 | 0,0 |
| 12061219000 | Heideblick | | | 0 | 0 | | | 2 | 7 | 56 | 194 | 50,0 | 0,0 |
| 12061224000 | Jamlitz | | | 0 | 0 | | | | 1 | 0 | 188 | | 0,0 |
| 12061244000 | Kasel-Golzig | | | 0 | 0 | | | 4 | 1 | 580 | 146 | 50,0 | 0,0 |
| 12061260000 | Königs Wusterhausen | 36 | 36 | 98 | 99 | 5,6 | 2,8 | 64 | 51 | 174 | 140 | 0,0 | 17,6 |
| 12061265000 | Krausnick-Groß Wasserburg | | | 0 | 0 | | | | 3 | 0 | 501 | | 0,0 |
| 12061308000 | Lieberose | | | 0 | 0 | | | | | 0 | 0 | | |
| 12061316000 | Lübben (Spreewald) | 22 | 12 | 158 | 87 | 4,5 | 16,7 | 17 | 32 | 122 | 231 | 11,8 | 18,8 |
| 12061320000 | Luckau | 4 | 3 | 41 | 31 | 25,0 | 33,3 | 21 | 19 | 216 | 198 | 0,0 | 21,1 |
| 12061328000 | Märkisch Buchholz | | | 0 | 0 | | | | 1 | 0 | 127 | | 0,0 |
| 12061329000 | Märkische Heide | | | 0 | 0 | | | 3 | 3 | 77 | 77 | 33,3 | 100,0 |
| 12061332000 | Mittenwalde | 2 | | 22 | 0 | 0,0 | | 17 | 38 | 187 | 425 | 11,8 | 21,1 |
| 12061344000 | Münchehofe | | | 0 | 0 | | | 1 | 3 | 212 | 638 | 0,0 | 0,0 |
| 12061352000 | Neu Zauche | | | 0 | 0 | | | | | 0 | 0 | | |
| 12061405000 | Rietzneuendorf-Staakow | | | 0 | 0 | | | | | 0 | 0 | | |
| 12061428000 | Schlepzig | | | 0 | 0 | | | | | 0 | 0 | | |
| 12061433000 | Schönefeld | 29 | 48 | 198 | 333 | 0,0 | 2,1 | 42 | 36 | 287 | 250 | 23,8 | 11,1 |
| 12061435000 | Schönwald | | | 0 | 0 | | | 1 | | 87 | 0 | 0,0 | |
| 12061444000 | Schulzendorf | | | 0 | 0 | | | 6 | 4 | 73 | 50 | 16,7 | 0,0 |
| 12061448000 | Schwerin | | | 0 | 0 | | | 1 | | 122 | 0 | 0,0 | |
| 12061450000 | Schwielochsee | | | 0 | 0 | | | 2 | 6 | 134 | 403 | 0,0 | 0,0 |
| 12061470000 | Spreewaldheide | | | 0 | 0 | | | 1 | | 208 | 0 | 0,0 | |
| 12061471000 | Steinreich | | | 0 | 0 | | | 1 | | 204 | 0 | 0,0 | |

Auszug aus PKS des Landes Brandenburg
Kennzahlen für ausgewählte Deliktsbereiche

| Schlüssel | Bezeichnung | Diebstahl in/aus Boden- und Kellerräumen... | | | | | | Diebstahl in/aus Dienst-, Büroräumen... | | | | | |
|--------------------|------------------------------|---|------------|------------|------------|------------|-------------|---|------------|------------|------------|-------------|-------------|
| | | 2018 | 2017 | 2018 | 2017 | 2018 | 2017 | 2018 | 2017 | 2018 | 2017 | 2018 | 2017 |
| | | erf. Fälle | | HZ | | AQ in % | | erf. Fälle | | HZ | | AQ in % | |
| 12061476000 | Straupitz | | | 0 | 0 | | | 1 | 3 | 105 | 315 | 0,0 | 33,3 |
| 12061492000 | Teupitz | 1 | 1 | 53 | 54 | 0,0 | 0,0 | 6 | 7 | 319 | 375 | 16,7 | 42,9 |
| 12061510000 | Unterspreewald | | | 0 | 0 | | | 3 | | 362 | 0 | 0,0 | |
| 12061540000 | Wildau | 9 | 8 | 89 | 80 | 0,0 | 0,0 | 19 | 18 | 188 | 179 | 15,8 | 44,4 |
| 12061572000 | Zeuthen | | 2 | 0 | 18 | | 0,0 | 11 | 2 | 97 | 18 | 54,5 | 50,0 |
| 12062000000 | Landkreis Elbe-Elster | 109 | 170 | 105 | 163 | 5,5 | 11,8 | 175 | 294 | 169 | 282 | 16,0 | 20,7 |
| 12062024000 | Bad Liebenwerda | 9 | 12 | 97 | 129 | 11,1 | 16,7 | 23 | 32 | 248 | 345 | 8,7 | 18,8 |
| 12062088000 | Crinitz | | 1 | 0 | 82 | | 0,0 | 2 | 3 | 167 | 247 | 50,0 | 33,3 |
| 12062092000 | Doberlug-Kirchhain | 6 | 37 | 66 | 403 | 16,7 | 27,0 | 26 | 19 | 288 | 207 | 15,4 | 5,3 |
| 12062124000 | Elsterwerda | 9 | 29 | 113 | 357 | 0,0 | 0,0 | 14 | 45 | 176 | 554 | 14,3 | 13,3 |
| 12062128000 | Falkenberg/Elster | 5 | 10 | 78 | 155 | 0,0 | 0,0 | 12 | 21 | 187 | 325 | 8,3 | 19,0 |
| 12062134000 | Fichtwald | | | 0 | 0 | | | | | 0 | 0 | | |
| 12062140000 | Finsterwalde | 63 | 34 | 384 | 206 | 4,8 | 11,8 | 31 | 40 | 189 | 242 | 29,0 | 47,5 |
| 12062177000 | Gorden-Staupitz | | | 0 | 0 | | | 1 | 1 | 105 | 105 | 100,0 | 100,0 |
| 12062196000 | Gröden | | 3 | 0 | 218 | | 0,0 | 4 | 8 | 297 | 581 | 0,0 | 0,0 |
| 12062208000 | Großthiemig | | | 0 | 0 | | | 2 | 1 | 192 | 96 | 0,0 | 0,0 |
| 12062219000 | Heideland | | | 0 | 0 | | | | | 0 | 0 | | |
| 12062224000 | Herzberg/Elster | 13 | 18 | 143 | 197 | 7,7 | 0,0 | 17 | 15 | 187 | 164 | 0,0 | 13,3 |
| 12062232000 | Hirschfeld | | | 0 | 0 | | | 3 | 3 | 243 | 239 | 0,0 | 0,0 |
| 12062237000 | Hohenbucko | | | 0 | 0 | | | | 1 | 0 | 156 | | 100,0 |
| 12062240000 | Hohenleipisch | | | 0 | 0 | | | | 5 | 0 | 243 | | 80,0 |
| 12062282000 | Kremitzau | | | 0 | 0 | | | | | 0 | 0 | | |
| 12062289000 | Lebusa | | | 0 | 0 | | | | 2 | 0 | 253 | | 50,0 |
| 12062293000 | Lichterfeld-Schacksdorf | 1 | | 99 | 0 | 0,0 | | 2 | 1 | 197 | 90 | 0,0 | 0,0 |
| 12062333000 | Massen-Niederlausitz | | 2 | 0 | 104 | | 0,0 | 6 | 33 | 317 | 1.720 | 33,3 | 18,2 |
| 12062336000 | Merzdorf | | | 0 | 0 | | | | | 0 | 0 | | |
| 12062341000 | Mühlberg/Elbe | 2 | 1 | 53 | 26 | 0,0 | 0,0 | | 9 | 0 | 236 | | 11,1 |
| 12062372000 | Plessa | 1 | 1 | 38 | 37 | 0,0 | 0,0 | 3 | 10 | 113 | 374 | 66,7 | 10,0 |
| 12062410000 | Röderland | | 2 | 0 | 51 | | 0,0 | 3 | 12 | 77 | 307 | 33,3 | 0,0 |
| 12062417000 | Rückersdorf | | 2 | 0 | 144 | | 0,0 | 1 | | 74 | 0 | 0,0 | |
| 12062425000 | Sallgast | | | 0 | 0 | | | 1 | | 68 | 0 | 0,0 | |
| 12062440000 | Schilda | | | 0 | 0 | | | 1 | | 210 | 0 | 0,0 | |
| 12062445000 | Schlieben | | | 0 | 0 | | | 2 | | 83 | 0 | 0,0 | |

Auszug aus PKS des Landes Brandenburg
Kennzahlen für ausgewählte Deliktsbereiche

| Schlüssel | Bezeichnung | Diebstahl in/aus Boden- und Kellerräumen... | | | | | | Diebstahl in/aus Dienst-, Büroräumen... | | | | | |
|--------------------|----------------------------|---|------------|-----------|------------|-------------|-------------|---|------------|------------|------------|-------------|-------------|
| | | 2018 | 2017 | 2018 | 2017 | 2018 | 2017 | 2018 | 2017 | 2018 | 2017 | 2018 | 2017 |
| | | erf. Fälle | | HZ | | AQ in % | | erf. Fälle | | HZ | | AQ in % | |
| 12062453000 | Schönborn | | | 0 | 0 | | | 4 | 1 | 258 | 64 | 25,0 | 0,0 |
| 12062461000 | Schönwalde | | | 0 | 0 | | | 7 | 9 | 229 | 292 | 14,3 | 11,1 |
| 12062464000 | Schraden | | | 0 | 0 | | | 1 | 1 | 199 | 198 | 0,0 | 0,0 |
| 12062469000 | Sonnenwalde | | 3 | 0 | 92 | | 0,0 | 3 | 5 | 92 | 153 | 33,3 | 0,0 |
| 12062492000 | Tröbitz | | 8 | 0 | 1.119 | | 0,0 | 2 | 2 | 287 | 280 | 0,0 | 50,0 |
| 12062500000 | Uebigau-Wahrenbrück | | 7 | 0 | 131 | | 57,1 | 4 | 15 | 75 | 282 | 0,0 | 26,7 |
| 12063000000 | Landkreis Havelland | 158 | 258 | 98 | 162 | 11,4 | 15,5 | 464 | 420 | 289 | 263 | 21,3 | 15,2 |
| 12063036000 | Brieselang | 2 | 1 | 17 | 9 | 0,0 | 0,0 | 13 | 12 | 111 | 104 | 7,7 | 41,7 |
| 12063056000 | Dallgow-Döberitz | 1 | 3 | 10 | 30 | 100,0 | 0,0 | 13 | 6 | 131 | 60 | 15,4 | 0,0 |
| 12063080000 | Falkensee | 11 | 17 | 25 | 39 | 18,2 | 11,8 | 32 | 64 | 73 | 148 | 15,6 | 32,8 |
| 12063088000 | Friesack | | 4 | 0 | 156 | | 100,0 | 4 | 6 | 157 | 234 | 25,0 | 0,0 |
| 12063094000 | Gollenberg | | | 0 | 0 | | | | | 0 | 0 | | |
| 12063112000 | Großderschau | | | 0 | 0 | | | | | 0 | 0 | | |
| 12063134000 | Havelaue | | | 0 | 0 | | | | | 0 | 0 | | |
| 12063142000 | Wiesenaue | | | 0 | 0 | | | | | 0 | 0 | | |
| 12063148000 | Ketzin | | 1 | 0 | 15 | | 0,0 | 24 | 11 | 369 | 170 | 83,3 | 9,1 |
| 12063161000 | Kleßen-Görne | 1 | | 276 | 0 | 0,0 | | | | 0 | 0 | | |
| 12063165000 | Kotzen | 1 | | 167 | 0 | 0,0 | | | | 0 | 0 | | |
| 12063186000 | Märkisch Luch | | | 0 | 0 | | | 1 | 1 | 80 | 79 | 0,0 | 0,0 |
| 12063189000 | Milower Land | | | 0 | 0 | | | | 2 | 0 | 46 | | 50,0 |
| 12063202000 | Mühlenberge | | | 0 | 0 | | | 1 | 1 | 141 | 141 | 0,0 | 0,0 |
| 12063208000 | Nauen | 64 | 95 | 362 | 545 | 20,3 | 17,9 | 297 | 226 | 1.679 | 1.296 | 18,2 | 9,7 |
| 12063212000 | Nennhausen | | 1 | 0 | 53 | | 100,0 | 3 | 2 | 163 | 106 | 0,0 | 50,0 |
| 12063228000 | Paulinenaue | | 1 | 0 | 80 | | 0,0 | 6 | 4 | 462 | 319 | 0,0 | 75,0 |
| 12063240000 | Pessin | | | 0 | 0 | | | 2 | 3 | 304 | 453 | 0,0 | 0,0 |
| 12063244000 | Premnitz | 7 | 18 | 84 | 214 | 0,0 | 11,1 | 10 | 8 | 119 | 95 | 30,0 | 12,5 |
| 12063252000 | Rathenow | 65 | 89 | 267 | 367 | 3,1 | 15,7 | 28 | 39 | 115 | 161 | 25,0 | 15,4 |
| 12063256000 | Retzow | | 1 | 0 | 196 | | 0,0 | 1 | | 196 | 0 | 0,0 | |
| 12063260000 | Rhinow | | 4 | 0 | 248 | | 0,0 | 1 | 1 | 62 | 62 | 0,0 | 0,0 |
| 12063273000 | Schönwalde-Glien | 1 | | 11 | 0 | 0,0 | | 8 | 12 | 84 | 126 | 12,5 | 0,0 |
| 12063274000 | Seeblick | | | 0 | 0 | | | 4 | | 446 | 0 | 0,0 | |
| 12063293000 | Stechow-Ferchesar | | | 0 | 0 | | | 1 | | 110 | 0 | 0,0 | |
| 12063357000 | Wustermark | 5 | 23 | 55 | 257 | 0,0 | 0,0 | 15 | 22 | 164 | 246 | 33,3 | 13,6 |

Auszug aus PKS des Landes Brandenburg
Kennzahlen für ausgewählte Deliktsbereiche

| Schlüssel | Bezeichnung | Diebstahl in/aus Boden- und Kellerräumen... | | | | | | Diebstahl in/aus Dienst-, Büroräumen... | | | | | |
|-------------|-----------------------------|---|------|------|------|---------|-------|---|------|------|-------|---------|-------|
| | | 2018 | 2017 | 2018 | 2017 | 2018 | 2017 | 2018 | 2017 | 2018 | 2017 | 2018 | 2017 |
| | | erf. Fälle | | HZ | | AQ in % | | erf. Fälle | | HZ | | AQ in % | |
| 12064000000 | Landkreis Märkisch-Oderland | 139 | 195 | 72 | 102 | 8,6 | 10,8 | 383 | 452 | 199 | 236 | 14,1 | 27,2 |
| 12064009000 | Alt Tucheband | | 1 | 0 | 126 | | 0,0 | 1 | 4 | 129 | 504 | 100,0 | 25,0 |
| 12064029000 | Altlandsberg | 1 | 3 | 11 | 32 | 0,0 | 0,0 | 6 | 26 | 64 | 280 | 16,7 | 3,8 |
| 12064044000 | Bad Freienwalde (Oder) | 9 | 8 | 73 | 65 | 0,0 | 37,5 | 11 | 22 | 89 | 179 | 27,3 | 40,9 |
| 12064053000 | Beiersdorf-Freudenberg | | | 0 | 0 | | | 1 | | 165 | 0 | 0,0 | |
| 12064057000 | Bleyen-Genschmar | | | 0 | 0 | | | 2 | 3 | 440 | 649 | 0,0 | 0,0 |
| 12064061000 | Bliesdorf | | | 0 | 0 | | | 1 | 3 | 89 | 262 | 0,0 | 0,0 |
| 12064084000 | Buckow (Märkische Schweiz) | 2 | | 135 | 0 | 0,0 | | | 3 | 0 | 201 | | 0,0 |
| 12064125000 | Falkenberg | | | 0 | 0 | | | 6 | 3 | 272 | 135 | 0,0 | 66,7 |
| 12064128000 | Falkenhagen (Mark) | 1 | | 143 | 0 | 0,0 | | | 1 | 0 | 143 | | 100,0 |
| 12064130000 | Fichtenhöhe | | | 0 | 0 | | | | | 0 | 0 | | |
| 12064136000 | Fredersdorf-Vogelsdorf | 2 | 1 | 15 | 7 | 50,0 | 0,0 | 21 | 15 | 153 | 111 | 19,0 | 46,7 |
| 12064153000 | Garzau-Garzin | | 1 | 0 | 218 | | 0,0 | 2 | 1 | 426 | 218 | 100,0 | 0,0 |
| 12064172000 | Golzow | | | 0 | 0 | | | 1 | 1 | 123 | 120 | 0,0 | 0,0 |
| 12064190000 | Gusow-Platkow | 1 | | 77 | 0 | 100,0 | | 2 | | 155 | 0 | 0,0 | |
| 12064205000 | Heckelberg-Brunow | 1 | | 152 | 0 | 0,0 | | | 1 | 0 | 150 | | 0,0 |
| 12064222000 | Höhenland | | | 0 | 0 | | | | 2 | 0 | 197 | | 0,0 |
| 12064227000 | Hoppegarten | 12 | 11 | 67 | 62 | 8,3 | 0,0 | 58 | 55 | 323 | 309 | 22,4 | 29,1 |
| 12064266000 | Küstriner Vorland | | 5 | 0 | 196 | | 20,0 | 4 | 5 | 156 | 196 | 25,0 | 20,0 |
| 12064268000 | Lebus | | | 0 | 0 | | | | 4 | 0 | 127 | | 0,0 |
| 12064274000 | Letschin | 1 | 4 | 25 | 100 | 0,0 | 25,0 | 4 | 9 | 101 | 225 | 25,0 | 66,7 |
| 12064288000 | Lietzen | | | 0 | 0 | | | | | 0 | 0 | | |
| 12064290000 | Lindendorf | 1 | 1 | 74 | 74 | 0,0 | 0,0 | 2 | | 148 | 0 | 0,0 | |
| 12064303000 | Märkische Höhe | | | 0 | 0 | | | 1 | | 177 | 0 | 100,0 | |
| 12064317000 | Müncheberg | 3 | 2 | 44 | 29 | 0,0 | 0,0 | 4 | 23 | 59 | 337 | 0,0 | 21,7 |
| 12064336000 | Neuenhagen bei Berlin | 2 | 4 | 11 | 22 | 0,0 | 0,0 | 20 | 25 | 111 | 140 | 10,0 | 4,0 |
| 12064340000 | Neuhardenberg | 3 | 1 | 113 | 38 | 33,3 | 0,0 | 2 | 5 | 75 | 191 | 50,0 | 0,0 |
| 12064349000 | Neulewin | | 1 | 0 | 110 | | 0,0 | 3 | 13 | 332 | 1.435 | 66,7 | 7,7 |
| 12064365000 | Neutrebbin | | 1 | 0 | 72 | | 0,0 | 3 | 5 | 216 | 360 | 33,3 | 40,0 |
| 12064370000 | Oberbarnim | | 1 | 0 | 69 | | 100,0 | 1 | | 66 | 0 | 0,0 | |
| 12064371000 | Oderae | | | 0 | 0 | | | 3 | 9 | 189 | 568 | 0,0 | 0,0 |
| 12064380000 | Petershagen/Eggersdorf | 1 | 3 | 7 | 20 | 0,0 | 0,0 | 11 | 7 | 73 | 48 | 0,0 | 14,3 |
| 12064388000 | Podelzig | | | 0 | 0 | | | | | 0 | 0 | | |

Auszug aus PKS des Landes Brandenburg
Kennzahlen für ausgewählte Deliktbereiche

| Schlüssel | Bezeichnung | Diebstahl in/aus Boden- und Kellerräumen... | | | | | | Diebstahl in/aus Dienst-, Büroräumen... | | | | | |
|--------------------|----------------------------|---|------------|-----------|-----------|-------------|-------------|---|------------|------------|------------|-------------|-------------|
| | | 2018 | 2017 | 2018 | 2017 | 2018 | 2017 | 2018 | 2017 | 2018 | 2017 | 2018 | 2017 |
| | | erf. Fälle | | HZ | | AQ in % | | erf. Fälle | | HZ | | AQ in % | |
| 12064393000 | Prötzel | 1 | | 100 | 0 | 100,0 | | 1 | 4 | 100 | 395 | 0,0 | 0,0 |
| 12064408000 | Rehfelde | 1 | | 20 | 0 | 100,0 | | 4 | 26 | 80 | 536 | 0,0 | 84,6 |
| 12064417000 | Reichenow-Möglin | 1 | | 187 | 0 | 0,0 | | 4 | | 746 | 0 | 0,0 | |
| 12064420000 | Reitwein | | | 0 | 0 | | | 1 | | 0 | 218 | | 0,0 |
| 12064428000 | Rüdersdorf bei Berlin | 11 | 7 | 71 | 46 | 9,1 | 0,0 | 131 | 69 | 841 | 449 | 3,1 | 29,0 |
| 12064448000 | Seelow | 12 | 13 | 222 | 238 | 25,0 | 23,1 | 8 | 9 | 148 | 165 | 37,5 | 33,3 |
| 12064472000 | Strausberg | 63 | 91 | 238 | 345 | 3,2 | 8,8 | 43 | 83 | 162 | 315 | 23,3 | 25,3 |
| 12064480000 | Treplin | | | 0 | 0 | | | | | 0 | 0 | | |
| 12064482000 | Vierlinden | | | 0 | 0 | | | 4 | 1 | 277 | 68 | 50,0 | 0,0 |
| 12064484000 | Waldsiedersdorf | | | 0 | 0 | | | 3 | | 371 | 0 | 0,0 | |
| 12064512000 | Wriezen | 10 | 36 | 138 | 491 | 0,0 | 11,1 | 15 | 13 | 207 | 177 | 6,7 | 23,1 |
| 12064538000 | Zechin | | | 0 | 0 | | | | | 0 | 0 | | |
| 12064539000 | Zeschdorf | | | 0 | 0 | | | | 1 | 0 | 80 | | 0,0 |
| 12065000000 | Landkreis Oberhavel | 121 | 120 | 58 | 58 | 10,7 | 10,0 | 301 | 431 | 143 | 207 | 23,6 | 16,7 |
| 12065036000 | Birkenwerder | 1 | | 12 | 0 | 0,0 | | 7 | 17 | 86 | 212 | 14,3 | 35,3 |
| 12065084000 | Fürstenberg/Havel | 13 | 3 | 222 | 51 | 15,4 | 0,0 | 14 | 14 | 239 | 238 | 35,7 | 14,3 |
| 12065096000 | Glienicke/Nordbahn | 1 | 1 | 8 | 8 | 0,0 | 0,0 | 5 | 9 | 41 | 74 | 0,0 | 11,1 |
| 12065100000 | Gransee | 10 | 2 | 170 | 34 | 0,0 | 0,0 | 10 | 10 | 170 | 170 | 10,0 | 30,0 |
| 12065117000 | Großwoltersdorf | | | 0 | 0 | | | 1 | | 131 | 0 | 0,0 | |
| 12065136000 | Hennigsdorf | 25 | 32 | 95 | 122 | 4,0 | 15,6 | 61 | 97 | 231 | 371 | 23,0 | 14,4 |
| 12065144000 | Hohen Neuendorf | 1 | 5 | 4 | 19 | 0,0 | 0,0 | 15 | 19 | 58 | 74 | 46,7 | 10,5 |
| 12065165000 | Kremmen | | | 0 | 0 | | | 11 | 29 | 147 | 397 | 54,5 | 17,2 |
| 12065180000 | Leegebruch | 1 | 1 | 15 | 15 | 0,0 | 0,0 | 3 | 3 | 44 | 44 | 0,0 | 66,7 |
| 12065193000 | Liebenwalde | 1 | 4 | 23 | 94 | 100,0 | 0,0 | 6 | 4 | 140 | 94 | 0,0 | 0,0 |
| 12065198000 | Löwenberger Land | 5 | 1 | 61 | 12 | 0,0 | 0,0 | 10 | 19 | 123 | 235 | 20,0 | 10,5 |
| 12065225000 | Mühlenbecker Land | 2 | | 13 | 0 | 0,0 | | 20 | 7 | 133 | 47 | 0,0 | 57,1 |
| 12065251000 | Oberkrämer | | | 0 | 0 | | | 10 | 50 | 89 | 454 | 50,0 | 16,0 |
| 12065256000 | Oranienburg | 50 | 47 | 114 | 107 | 10,0 | 8,5 | 81 | 101 | 184 | 229 | 21,0 | 16,8 |
| 12065276000 | Schönermark | | | 0 | 0 | | | | 1 | 0 | 223 | | 0,0 |
| 12065301000 | Sonnenberg | | | 0 | 0 | | | | 1 | 0 | 123 | | 0,0 |
| 12065310000 | Stechlin | | | 0 | 0 | | | | 2 | 0 | 165 | | 50,0 |
| 12065332000 | Velten | 8 | 17 | 68 | 144 | 50,0 | 5,9 | 34 | 30 | 287 | 254 | 17,6 | 3,3 |
| 12065356000 | Zehdenick | 3 | 7 | 22 | 52 | 0,0 | 28,6 | 13 | 18 | 97 | 134 | 53,8 | 22,2 |

Auszug aus PKS des Landes Brandenburg
Kennzahlen für ausgewählte Deliktsbereiche

| Schlüssel | Bezeichnung | Diebstahl in/aus Boden- und Kellerräumen... | | | | | | Diebstahl in/aus Dienst-, Büroräumen... | | | | | |
|--------------------|--|---|------------|------------|------------|-------------|------------|---|------------|------------|------------|-------------|-------------|
| | | 2018 | 2017 | 2018 | 2017 | 2018 | 2017 | 2018 | 2017 | 2018 | 2017 | 2018 | 2017 |
| | | erf. Fälle | | HZ | | AQ in % | | erf. Fälle | | HZ | | AQ in % | |
| 12066000000 | Landkreis Oberspreewald-Lausitz | 394 | 289 | 355 | 258 | 12,7 | 9,0 | 172 | 211 | 155 | 188 | 12,2 | 25,1 |
| 12066008000 | Altdöbern | 1 | | 41 | 0 | 0,0 | | 2 | 1 | 82 | 40 | 0,0 | 0,0 |
| 12066041000 | Bronkow | | | 0 | 0 | | | | | 0 | 0 | | |
| 12066052000 | Calau | 9 | 6 | 116 | 77 | 0,0 | 0,0 | 8 | 6 | 103 | 77 | 0,0 | 16,7 |
| 12066064000 | Frauendorf | | | 0 | 0 | | | | 1 | 0 | 146 | | 0,0 |
| 12066104000 | Großmehlen | | | 0 | 0 | | | 1 | | 92 | 0 | 0,0 | |
| 12066112000 | Großräschen | 17 | 10 | 198 | 116 | 0,0 | 0,0 | 8 | 19 | 93 | 220 | 0,0 | 26,3 |
| 12066116000 | Grünewald | | | 0 | 0 | | | | | 0 | 0 | | |
| 12066120000 | Guteborn | | | 0 | 0 | | | | | 0 | 0 | | |
| 12066124000 | Hermisdorf | | | 0 | 0 | | | 1 | | 126 | 0 | 0,0 | |
| 12066132000 | Hohenbocka | | 1 | 0 | 102 | | 0,0 | | | 0 | 0 | | |
| 12066168000 | Kroppen | | | 0 | 0 | | | | | 0 | 0 | | |
| 12066176000 | Lauchhammer | 32 | 26 | 220 | 176 | 9,4 | 7,7 | 23 | 34 | 158 | 230 | 13,0 | 11,8 |
| 12066188000 | Lindenau | | | 0 | 0 | | | | | 0 | 0 | | |
| 12066196000 | Lübbenau/Spreewald | 98 | 27 | 609 | 168 | 2,0 | 7,4 | 33 | 29 | 205 | 180 | 12,1 | 48,3 |
| 12066202000 | Luckaitztal | | | 0 | 0 | | | 4 | | 496 | 0 | 75,0 | |
| 12066226000 | Neu-Seeland | | | 0 | 0 | | | | | 0 | 0 | | |
| 12066228000 | Neupetershain | 1 | | 84 | 0 | 0,0 | | 1 | | 84 | 0 | 0,0 | |
| 12066240000 | Ortrand | 1 | 2 | 47 | 93 | 0,0 | 0,0 | 3 | 2 | 140 | 93 | 0,0 | 0,0 |
| 12066272000 | Ruhland | | 5 | 0 | 135 | | 0,0 | 7 | 12 | 192 | 325 | 0,0 | 8,3 |
| 12066285000 | Schipkau | 9 | 2 | 132 | 30 | 11,1 | 0,0 | 2 | 4 | 29 | 59 | 0,0 | 100,0 |
| 12066292000 | Schwarzbach | | | 0 | 0 | | | | | 0 | 0 | | |
| 12066296000 | Schwarzheide | 6 | 9 | 106 | 158 | 0,0 | 0,0 | 10 | 21 | 176 | 368 | 20,0 | 38,1 |
| 12066304000 | Senftenberg | 199 | 174 | 810 | 702 | 21,1 | 11,5 | 53 | 66 | 216 | 266 | 17,0 | 19,7 |
| 12066316000 | Tettau | | 5 | 0 | 639 | | 0,0 | | 1 | 0 | 128 | | 0,0 |
| 12066320000 | Vetschau/Spreewald | 21 | 22 | 257 | 265 | 9,5 | 9,1 | 16 | 15 | 196 | 181 | 0,0 | 20,0 |
| 12067000000 | Landkreis Oder-Spree | 450 | 267 | 252 | 149 | 15,8 | 8,6 | 283 | 325 | 159 | 182 | 20,8 | 19,1 |
| 12067024000 | Bad Saarow | 4 | | 71 | 0 | 0,0 | | 7 | 13 | 125 | 238 | 57,1 | 30,8 |
| 12067036000 | Beeskow | 7 | 8 | 87 | 99 | 28,6 | 37,5 | 7 | 14 | 87 | 173 | 14,3 | 28,6 |
| 12067040000 | Berkenbrück | | | 0 | 0 | | | | | 0 | 0 | | |
| 12067072000 | Briesen (Mark) | 1 | | 36 | 0 | 0,0 | | 8 | 2 | 286 | 72 | 37,5 | 0,0 |
| 12067076000 | Brieskow-Finkenheerd | | | 0 | 0 | | | 5 | 1 | 221 | 43 | 0,0 | 0,0 |
| 12067112000 | Diensdorf-Radlow | | | 0 | 0 | | | | | 0 | 0 | | |

Auszug aus PKS des Landes Brandenburg
Kennzahlen für ausgewählte Deliktbereiche

| Schlüssel | Bezeichnung | Diebstahl in/aus Boden- und Kellerräumen... | | | | | | Diebstahl in/aus Dienst-, Büroräumen... | | | | | |
|-------------|-----------------------|---|------|------|------|---------|-------|---|------|------|------|---------|------|
| | | 2018 | 2017 | 2018 | 2017 | 2018 | 2017 | 2018 | 2017 | 2018 | 2017 | 2018 | 2017 |
| | | erf. Fälle | | HZ | | AQ in % | | erf. Fälle | | HZ | | AQ in % | |
| 12067120000 | Eisenhüttenstadt | 119 | 77 | 475 | 292 | 52,1 | 14,3 | 86 | 73 | 343 | 277 | 26,7 | 20,5 |
| 12067124000 | Erkner | 23 | 20 | 195 | 171 | 0,0 | 5,0 | 28 | 23 | 237 | 197 | 17,9 | 8,7 |
| 12067137000 | Friedland | | | 0 | 0 | | | 4 | 1 | 135 | 34 | 75,0 | 0,0 |
| 12067144000 | Fürstenwalde/Spree | 273 | 147 | 851 | 459 | 1,8 | 2,7 | 70 | 82 | 218 | 256 | 10,0 | 19,5 |
| 12067173000 | Gosen-Neu Zittau | | | 0 | 0 | | | 3 | 8 | 95 | 260 | 0,0 | 12,5 |
| 12067180000 | Groß Lindow | | | 0 | 0 | | | | | 0 | 0 | | |
| 12067201000 | Grünheide (Mark) | 4 | 1 | 47 | 12 | 0,0 | 0,0 | 8 | 13 | 94 | 154 | 0,0 | 15,4 |
| 12067205000 | Grunow-Dammendorf | | | 0 | 0 | | | | 1 | 0 | 199 | | 0,0 |
| 12067237000 | Jacobsdorf | 1 | | 53 | 0 | 0,0 | | | 1 | 0 | 53 | | 0,0 |
| 12067288000 | Langewahl | | | 0 | 0 | | | 1 | | 120 | 0 | 100,0 | |
| 12067292000 | Lawitz | | | 0 | 0 | | | | | 0 | 0 | | |
| 12067324000 | Mixdorf | | | 0 | 0 | | | | | 0 | 0 | | |
| 12067336000 | Müllrose | 10 | 1 | 218 | 22 | 0,0 | 0,0 | | 9 | 0 | 197 | | 44,4 |
| 12067338000 | Neißemünde | 1 | | 61 | 0 | 0,0 | | 2 | 6 | 122 | 377 | 0,0 | 16,7 |
| 12067357000 | Neuzelle | | | 0 | 0 | | | 6 | 5 | 140 | 117 | 50,0 | 0,0 |
| 12067397000 | Ragow-Merz | | | 0 | 0 | | | | | 0 | 0 | | |
| 12067408000 | Rauen | | | 0 | 0 | | | 1 | | 51 | 0 | 100,0 | |
| 12067413000 | Reichenwalde | | | 0 | 0 | | | 2 | 1 | 179 | 88 | 50,0 | 0,0 |
| 12067426000 | Rietz-Neuendorf | | 1 | 0 | 24 | | 100,0 | 4 | 6 | 98 | 146 | 0,0 | 0,0 |
| 12067438000 | Schlaubetal | | 1 | 0 | 54 | | 0,0 | | 7 | 0 | 380 | | 0,0 |
| 12067440000 | Schöneiche bei Berlin | | 2 | 0 | 16 | | 0,0 | 1 | 11 | 8 | 89 | 0,0 | 18,2 |
| 12067458000 | Siehdichum | | | 0 | 0 | | | 1 | 1 | 64 | 66 | 100,0 | 0,0 |
| 12067469000 | Spreenhagen | | | 0 | 0 | | | 9 | 5 | 276 | 155 | 0,0 | 0,0 |
| 12067473000 | Steinhöfel | | 3 | 0 | 69 | | 33,3 | 4 | 3 | 91 | 69 | 25,0 | 0,0 |
| 12067481000 | Storkow (Mark) | 3 | 2 | 33 | 22 | 0,0 | 100,0 | 13 | 11 | 143 | 121 | 0,0 | 9,1 |
| 12067493000 | Tauche | 1 | | 26 | 0 | 0,0 | | | 6 | 0 | 155 | | 33,3 |
| 12067508000 | Vogelsang | 1 | | 139 | 0 | 0,0 | | | 2 | 0 | 275 | | 0,0 |
| 12067520000 | Wendisch Rietz | 1 | | 64 | 0 | 0,0 | | 4 | 6 | 254 | 392 | 0,0 | 16,7 |
| 12067528000 | Wiesenu | | | 0 | 0 | | | | | 0 | 0 | | |
| 12067544000 | Woltersdorf | | 4 | 0 | 49 | | 0,0 | 8 | 14 | 98 | 172 | 12,5 | 50,0 |
| 12067552000 | Ziltendorf | 1 | | 66 | 0 | 100,0 | | 1 | | 66 | 0 | 400,0 | |

Auszug aus PKS des Landes Brandenburg
Kennzahlen für ausgewählte Deliktbereiche

| Schlüssel | Bezeichnung | Diebstahl in/aus Boden- und Kellerräumen... | | | | | | Diebstahl in/aus Dienst-, Büroräumen... | | | | | |
|--------------------|-------------------------------------|---|-----------|-----------|-----------|-------------|-------------|---|------------|------------|------------|-------------|-------------|
| | | 2018 | 2017 | 2018 | 2017 | 2018 | 2017 | 2018 | 2017 | 2018 | 2017 | 2018 | 2017 |
| | | erf. Fälle | | HZ | | AQ in % | | erf. Fälle | | HZ | | AQ in % | |
| 12068000000 | Landkreis Ostprignitz-Ruppin | 86 | 87 | 87 | 88 | 20,9 | 25,3 | 185 | 196 | 186 | 197 | 35,1 | 25,0 |
| 12068052000 | Breddin | | 1 | 0 | 113 | | 100,0 | 1 | 2 | 113 | 226 | 100,0 | 100,0 |
| 12068072000 | Dabergotz | | 1 | 0 | 164 | | 0,0 | | 1 | 0 | 164 | | 0,0 |
| 12068109000 | Dreetz | 1 | | 88 | 0 | 100,0 | | | 1 | 0 | 87 | | 0,0 |
| 12068117000 | Fehrbellin | 3 | 1 | 34 | 11 | 33,3 | 100,0 | 29 | 23 | 326 | 260 | 17,2 | 8,7 |
| 12068181000 | Heiligengrabe | 2 | | 46 | 0 | 50,0 | | 11 | 5 | 251 | 113 | 27,3 | 20,0 |
| 12068188000 | Herzberg (Mark) | 2 | | 306 | 0 | 50,0 | | 1 | 10 | 153 | 1.517 | 0,0 | 10,0 |
| 12068264000 | Kyritz | 13 | 12 | 139 | 131 | 7,7 | 50,0 | 17 | 16 | 181 | 174 | 11,8 | 56,3 |
| 12068280000 | Lindow (Mark) | 1 | 1 | 33 | 33 | 0,0 | 0,0 | 9 | 9 | 295 | 297 | 11,1 | 11,1 |
| 12068306000 | Märkisch Linden | | 2 | 0 | 170 | | 50,0 | 2 | 3 | 169 | 256 | 50,0 | 33,3 |
| 12068320000 | Neuruppin | 43 | 34 | 139 | 110 | 23,3 | 8,8 | 58 | 57 | 188 | 184 | 51,7 | 29,8 |
| 12068324000 | Neustadt (Dosse) | 5 | 2 | 145 | 59 | 0,0 | 0,0 | 2 | 6 | 58 | 176 | 50,0 | 83,3 |
| 12068353000 | Rheinsberg | 1 | 2 | 12 | 25 | 0,0 | 50,0 | 11 | 10 | 136 | 123 | 36,4 | 0,0 |
| 12068372000 | Rüthnick | | | 0 | 0 | | | | 1 | 0 | 204 | | 0,0 |
| 12068409000 | Sieversdorf-Hohenofen | | | 0 | 0 | | | 1 | | 143 | 0 | 0,0 | |
| 12068413000 | Storbeck-Frankendorf | | | 0 | 0 | | | | | 0 | 0 | | |
| 12068417000 | Stüdenitz-Schönermark | | | 0 | 0 | | | 1 | | 167 | 0 | 0,0 | |
| 12068425000 | Temnitzquell | | 3 | 0 | 397 | | 0,0 | | | 0 | 0 | | |
| 12068426000 | Temnitztal | | | 0 | 0 | | | 4 | 3 | 277 | 205 | 25,0 | 0,0 |
| 12068437000 | Vielitzsee | | | 0 | 0 | | | | | 0 | 0 | | |
| 12068452000 | Walsleben | | | 0 | 0 | | | 1 | 5 | 127 | 631 | 0,0 | 20,0 |
| 12068468000 | Wittstock/Dosse | 13 | 22 | 91 | 154 | 15,4 | 31,8 | 33 | 30 | 231 | 210 | 42,4 | 23,3 |
| 12068477000 | Wusterhausen/Dosse | 1 | 6 | 17 | 101 | 100,0 | 16,7 | 3 | 13 | 51 | 218 | 33,3 | 15,4 |
| 12068501000 | Zernitz-Lohm | 1 | | 116 | 0 | 0,0 | | 1 | 1 | 116 | 115 | 100,0 | 0,0 |
| 12069000000 | Landkreis Potsdam-Mittelmark | 102 | 50 | 48 | 24 | 4,9 | 8,0 | 311 | 349 | 146 | 164 | 21,5 | 29,8 |
| 12069017000 | Beelitz | 5 | 3 | 41 | 25 | 0,0 | 33,3 | 13 | 20 | 107 | 164 | 7,7 | 15,0 |
| 12069018000 | Beetzsee | | | 0 | 0 | | | | 2 | 0 | 78 | | 50,0 |
| 12069019000 | Beetzseeheide | | | 0 | 0 | | | 2 | 1 | 289 | 143 | 0,0 | 100,0 |
| 12069020000 | Bad Belzig | 2 | 11 | 18 | 99 | 50,0 | 0,0 | 17 | 15 | 153 | 135 | 17,6 | 0,0 |
| 12069028000 | Bensdorf | | | 0 | 0 | | | | 1 | 0 | 81 | | 0,0 |
| 12069052000 | Borkheide | | | 0 | 0 | | | | 2 | 0 | 102 | | 0,0 |
| 12069056000 | Borkwalde | | | 0 | 0 | | | 2 | 1 | 134 | 67 | 50,0 | 0,0 |
| 12069076000 | Brück | 2 | 1 | 50 | 25 | 50,0 | 0,0 | 4 | 3 | 100 | 75 | 0,0 | 0,0 |

Auszug aus PKS des Landes Brandenburg
Kennzahlen für ausgewählte Deliktsbereiche

| Schlüssel | Bezeichnung | Diebstahl in/aus Boden- und Kellerräumen... | | | | | | Diebstahl in/aus Dienst-, Büroräumen... | | | | | |
|-------------|--------------------|---|------|------|------|---------|------|---|------|------|------|---------|-------|
| | | 2018 | 2017 | 2018 | 2017 | 2018 | 2017 | 2018 | 2017 | 2018 | 2017 | 2018 | 2017 |
| | | erf. Fälle | | HZ | | AQ in % | | erf. Fälle | | HZ | | AQ in % | |
| 12069089000 | Buckautal | | | 0 | 0 | | | | | 0 | 0 | | |
| 12069216000 | Golzow | 1 | | 75 | 0 | 0,0 | | 2 | 1 | 151 | 76 | 0,0 | 0,0 |
| 12069224000 | Görzke | | | 0 | 0 | | | 1 | | 81 | 0 | 0,0 | |
| 12069232000 | Gräben | | | 0 | 0 | | | 2 | | 0 | 392 | | 0,0 |
| 12069249000 | Groß Kreuz/Emster | 2 | 1 | 24 | 12 | 0,0 | 0,0 | 4 | 8 | 48 | 97 | 0,0 | 37,5 |
| 12069270000 | Havelsee | | 1 | 0 | 31 | | 0,0 | | 1 | 0 | 31 | | 0,0 |
| 12069304000 | Kleinmachnow | 3 | 2 | 15 | 10 | 0,0 | 0,0 | 44 | 35 | 214 | 170 | 9,1 | 48,6 |
| 12069306000 | Kloster Lehnin | 6 | | 55 | 0 | 0,0 | | 7 | 24 | 65 | 220 | 0,0 | 33,3 |
| 12069345000 | Linthe | | | 0 | 0 | | | 2 | 4 | 219 | 446 | 0,0 | 0,0 |
| 12069397000 | Michendorf | 3 | | 24 | 0 | 0,0 | | 13 | 20 | 105 | 163 | 0,0 | 35,0 |
| 12069402000 | Mühlenfließ | | | 0 | 0 | | | 3 | 1 | 340 | 111 | 0,0 | 100,0 |
| 12069448000 | Niemegk | | | 0 | 0 | | | 4 | 2 | 196 | 98 | 0,0 | 0,0 |
| 12069454000 | Nuthetal | | 3 | 0 | 33 | | 0,0 | 10 | 17 | 110 | 190 | 20,0 | 0,0 |
| 12069460000 | Päwesin | | | 0 | 0 | | | | | 0 | 0 | | |
| 12069470000 | Planebruch | | | 0 | 0 | | | | | 0 | 0 | | |
| 12069474000 | Planetal | 2 | | 215 | 0 | 100,0 | | | | 0 | 0 | | |
| 12069485000 | Rabenstein/Fläming | | | 0 | 0 | | | 1 | 2 | 123 | 249 | 0,0 | 0,0 |
| 12069537000 | Rosenau | | | 0 | 0 | | | 1 | 1 | 109 | 107 | 0,0 | 100,0 |
| 12069541000 | Roskow | | 1 | 0 | 84 | | 0,0 | | 4 | 0 | 337 | | 0,0 |
| 12069590000 | Schwielowsee | 1 | 3 | 9 | 28 | 0,0 | 66,7 | 12 | 24 | 113 | 227 | 0,0 | 4,2 |
| 12069596000 | Seddiner See | 1 | 3 | 22 | 68 | 0,0 | 33,3 | 9 | 5 | 195 | 113 | 0,0 | 20,0 |
| 12069604000 | Stahnsdorf | 4 | 1 | 26 | 7 | 25,0 | 0,0 | 18 | 44 | 118 | 289 | 0,0 | 50,0 |
| 12069616000 | Teltow | 59 | 6 | 229 | 23 | 0,0 | 0,0 | 36 | 49 | 140 | 191 | 25,0 | 61,2 |
| 12069632000 | Treuenbrietzen | | 2 | 0 | 27 | | 0,0 | 6 | 15 | 80 | 201 | 16,7 | 20,0 |
| 12069648000 | Wenzlow | | | 0 | 0 | | | 2 | | 365 | 0 | 0,0 | |
| 12069656000 | Werder (Havel) | 11 | 10 | 43 | 39 | 0,0 | 0,0 | 82 | 26 | 319 | 103 | 56,1 | 19,2 |
| 12069665000 | Wiesenburg/Mark | | 1 | 0 | 23 | | 0,0 | 6 | 4 | 140 | 93 | 0,0 | 0,0 |
| 12069680000 | Wollin | | | 0 | 0 | | | | 1 | 0 | 118 | | 0,0 |
| 12069688000 | Wusterwitz | | 1 | 0 | 33 | | 0,0 | 3 | 4 | 98 | 131 | 0,0 | 0,0 |
| 12069696000 | Ziesar | | | 0 | 0 | | | 7 | 10 | 287 | 409 | 0,0 | 0,0 |

Auszug aus PKS des Landes Brandenburg
Kennzahlen für ausgewählte Deliktsbereiche

| Schlüssel | Bezeichnung | Diebstahl in/aus Boden- und Kellerräumen... | | | | | | Diebstahl in/aus Dienst-, Büroräumen... | | | | | |
|-------------|------------------------|---|------|------|------|---------|-------|---|------|------|------|---------|-------|
| | | 2018 | 2017 | 2018 | 2017 | 2018 | 2017 | 2018 | 2017 | 2018 | 2017 | 2018 | 2017 |
| | | erf. Fälle | | HZ | | AQ in % | | erf. Fälle | | HZ | | AQ in % | |
| 12070000000 | Landkreis Prignitz | 53 | 63 | 69 | 81 | 20,8 | 17,5 | 110 | 109 | 142 | 140 | 37,3 | 45,9 |
| 12070008000 | Bad Wilsnack | | 5 | 0 | 194 | | 0,0 | 2 | 4 | 78 | 155 | 0,0 | 25,0 |
| 12070028000 | Berge | | | 0 | 0 | | | | 1 | 0 | 130 | | 100,0 |
| 12070052000 | Breese | | | 0 | 0 | | | 3 | | 201 | 0 | 0,0 | |
| 12070060000 | Cumlosen | | | 0 | 0 | | | | | 0 | 0 | | |
| 12070096000 | Gerdshagen | | | 0 | 0 | | | | 2 | 0 | 401 | | 100,0 |
| 12070125000 | Groß Pankow (Prignitz) | 2 | 2 | 52 | 50 | 50,0 | 0,0 | 1 | 2 | 26 | 50 | 100,0 | 100,0 |
| 12070145000 | Gülitz-Reetz | | | 0 | 0 | | | 1 | | 217 | 0 | 0,0 | |
| 12070149000 | Gumtow | | | 0 | 0 | | | 2 | 6 | 59 | 176 | 0,0 | 66,7 |
| 12070153000 | Halenbeck-Rohlsdorf | | | 0 | 0 | | | 2 | 1 | 394 | 190 | 0,0 | 0,0 |
| 12070173000 | Karstädt | 1 | 2 | 17 | 33 | 100,0 | 50,0 | 3 | 2 | 50 | 33 | 33,3 | 0,0 |
| 12070222000 | Kümmernitztal | | | 0 | 0 | | | | 1 | 0 | 262 | | 100,0 |
| 12070236000 | Lanz | 1 | | 135 | 0 | 100,0 | | 1 | | 135 | 0 | 0,0 | |
| 12070241000 | Legde/Quitzebel | | | 0 | 0 | | | | | 0 | 0 | | |
| 12070244000 | Lenzen (Elbe) | | 2 | 0 | 93 | | 100,0 | 3 | 3 | 140 | 139 | 0,0 | 0,0 |
| 12070246000 | Lenzerwische | | | 0 | 0 | | | | 3 | 0 | 668 | | 0,0 |
| 12070266000 | Marienfließ | 1 | | 141 | 0 | 0,0 | | 1 | | 141 | 0 | 0,0 | |
| 12070280000 | Meyenburg | | 2 | 0 | 94 | | 50,0 | 3 | 5 | 143 | 235 | 66,7 | 40,0 |
| 12070296000 | Perleberg | 16 | 7 | 130 | 57 | 6,3 | 14,3 | 40 | 23 | 325 | 186 | 57,5 | 73,9 |
| 12070300000 | Pirow | | | 0 | 0 | | | | 1 | 0 | 221 | | 0,0 |
| 12070302000 | Plattenburg | 1 | 2 | 30 | 59 | 0,0 | 0,0 | 4 | 2 | 120 | 59 | 0,0 | 50,0 |
| 12070316000 | Pritzwalk | 6 | 10 | 50 | 83 | 16,7 | 30,0 | 21 | 20 | 175 | 166 | 28,6 | 50,0 |
| 12070325000 | Putlitz | 1 | | 37 | 0 | 100,0 | | 4 | 2 | 148 | 73 | 0,0 | 0,0 |
| 12070348000 | Rühstädt | 1 | | 213 | 0 | 100,0 | | 1 | 2 | 213 | 424 | 100,0 | 100,0 |
| 12070393000 | Triglitz | | | 0 | 0 | | | | | 0 | 0 | | |
| 12070416000 | Weisen | | | 0 | 0 | | | | | 0 | 0 | | |
| 12070424000 | Wittenberge | 23 | 31 | 134 | 179 | 17,4 | 9,7 | 18 | 29 | 105 | 167 | 38,9 | 24,1 |
| 12071000000 | Landkreis Spree-Neiße | 226 | 313 | 196 | 268 | 3,1 | 14,1 | 148 | 188 | 128 | 161 | 22,3 | 19,7 |
| 12071028000 | Briesen | | | 0 | 0 | | | | 1 | 0 | 131 | | 0,0 |
| 12071032000 | Burg (Spreewald) | | 1 | 0 | 23 | | 0,0 | 3 | 4 | 70 | 93 | 0,0 | 0,0 |
| 12071041000 | Dissen-Striesow | | | 0 | 0 | | | | | 0 | 0 | | |
| 12071044000 | Döbern | 4 | 1 | 123 | 30 | 0,0 | 0,0 | 2 | | 62 | 0 | 0,0 | |
| 12071052000 | Drachhausen | | | 0 | 0 | | | 1 | | 125 | 0 | 0,0 | |

Auszug aus PKS des Landes Brandenburg
Kennzahlen für ausgewählte Deliktsbereiche

| Schlüssel | Bezeichnung | Diebstahl in/aus Boden- und Kellerräumen... | | | | | | Diebstahl in/aus Dienst-, Büroräumen... | | | | | |
|--------------------|---------------------------------|---|------------|-----------|-----------|-------------|-------------|---|------------|------------|------------|-------------|-------------|
| | | 2018 | 2017 | 2018 | 2017 | 2018 | 2017 | 2018 | 2017 | 2018 | 2017 | 2018 | 2017 |
| | | erf. Fälle | | HZ | | AQ in % | | erf. Fälle | | HZ | | AQ in % | |
| 12071057000 | Drebkau | | | 0 | 0 | | | 5 | 6 | 90 | 107 | 20,0 | 83,3 |
| 12071060000 | Drehnow | | | 0 | 0 | | | | | 0 | 0 | | |
| 12071074000 | Felixsee | | | 0 | 0 | | | 1 | 2 | 53 | 104 | 0,0 | 0,0 |
| 12071076000 | Forst (Lausitz) | 100 | 133 | 545 | 713 | 4,0 | 14,3 | 30 | 60 | 163 | 322 | 23,3 | 8,3 |
| 12071153000 | Groß Schacksdorf-Simmersdorf | 5 | 1 | 488 | 90 | 0,0 | 0,0 | | 1 | 0 | 90 | | 100,0 |
| 12071160000 | Guben | 69 | 108 | 402 | 618 | 2,9 | 6,5 | 21 | 30 | 122 | 172 | 47,6 | 13,3 |
| 12071164000 | Guhrow | | | 0 | 0 | | | | 1 | 0 | 192 | | 0,0 |
| 12071176000 | Heinersbrück | | | 0 | 0 | | | 4 | | 698 | 0 | 0,0 | |
| 12071189000 | Jämlitz-Klein Düben | | | 0 | 0 | | | | | 0 | 0 | | |
| 12071193000 | Jänschwalde | | | 0 | 0 | | | 4 | 3 | 260 | 192 | 0,0 | 0,0 |
| 12071244000 | Kolkwitz | 3 | 2 | 33 | 22 | 0,0 | 0,0 | 12 | 8 | 131 | 87 | 8,3 | 12,5 |
| 12071294000 | Weiße-Malxetal | | 1 | 0 | 62 | | 0,0 | 1 | 4 | 62 | 246 | 100,0 | 0,0 |
| 12071301000 | Neuhausen/Spree | | 2 | 0 | 40 | | 0,0 | 7 | 7 | 142 | 141 | 14,3 | 14,3 |
| 12071304000 | Peitz | 1 | 4 | 23 | 91 | 0,0 | 0,0 | 15 | 8 | 344 | 182 | 26,7 | 12,5 |
| 12071337000 | Schenkendöbern | | | 0 | 0 | | | 2 | 3 | 55 | 83 | 0,0 | 0,0 |
| 12071341000 | Schmogrow-Fehrow | | | 0 | 0 | | | 1 | 3 | 127 | 379 | 0,0 | 33,3 |
| 12071372000 | Spremberg | 37 | 57 | 165 | 251 | 2,7 | 31,6 | 29 | 20 | 129 | 88 | 20,7 | 30,0 |
| 12071384000 | Tauer | | | 0 | 0 | | | | | 0 | 0 | | |
| 12071386000 | Teichland | | 1 | 0 | 87 | | 0,0 | | 1 | 0 | 87 | | 0,0 |
| 12071392000 | Tschernitz | | 1 | 0 | 80 | | 0,0 | | 1 | 0 | 80 | | 0,0 |
| 12071401000 | Turnow-Preilack | | | 0 | 0 | | | | | 0 | 0 | | |
| 12071408000 | Welzow | 7 | 1 | 201 | 28 | 0,0 | 0,0 | 9 | 22 | 258 | 619 | 22,2 | 54,5 |
| 12071412000 | Werben | | | 0 | 0 | | | 1 | 1 | 59 | 58 | 0,0 | 0,0 |
| 12071414000 | Wiesengrund | | | 0 | 0 | | | | 2 | 0 | 145 | | 0,0 |
| 12072000000 | Landkreis Teltow-Fläming | 119 | 106 | 71 | 64 | 13,4 | 11,3 | 275 | 315 | 165 | 191 | 32,7 | 27,9 |
| 12072002000 | Am Mellensee | 1 | | 15 | 0 | 0,0 | | 5 | 5 | 74 | 75 | 20,0 | 40,0 |
| 12072014000 | Baruth/Mark | 6 | 6 | 145 | 146 | 0,0 | 0,0 | 6 | 8 | 145 | 194 | 16,7 | 12,5 |
| 12072017000 | Blankenfelde-Mahlow | 7 | 5 | 26 | 19 | 14,3 | 0,0 | 21 | 30 | 77 | 111 | 33,3 | 20,0 |
| 12072053000 | Dahme/Mark | 1 | 1 | 20 | 20 | 0,0 | 0,0 | 4 | 3 | 81 | 60 | 0,0 | 33,3 |
| 12072055000 | Dahmetal | | | 0 | 0 | | | 2 | 1 | 420 | 210 | 50,0 | 0,0 |
| 12072120000 | Großbeeren | 1 | 1 | 12 | 12 | 0,0 | 0,0 | 49 | 44 | 584 | 535 | 63,3 | 47,7 |
| 12072157000 | Ihlow | | | 0 | 0 | | | | | 0 | 0 | | |
| 12072169000 | Jüterbog | 13 | 8 | 105 | 65 | 30,8 | 12,5 | 14 | 12 | 113 | 97 | 7,1 | 25,0 |

Auszug aus PKS des Landes Brandenburg
Kennzahlen für ausgewählte Deliktsbereiche

| Schlüssel | Bezeichnung | Diebstahl in/aus Boden- und Kellerräumen... | | | | | | Diebstahl in/aus Dienst-, Büroräumen... | | | | | |
|-------------|----------------------------|---|------------|------------|------------|-------------|-------------|---|------------|------------|------------|-------------|-------------|
| | | 2018 | 2017 | 2018 | 2017 | 2018 | 2017 | 2018 | 2017 | 2018 | 2017 | 2018 | 2017 |
| | | erf. Fälle | | HZ | | AQ in % | | erf. Fälle | | HZ | | AQ in % | |
| 12072232000 | Luckenwalde | 33 | 25 | 160 | 122 | 15,2 | 8,0 | 40 | 51 | 193 | 249 | 15,0 | 11,8 |
| 12072240000 | Ludwigsfelde | 28 | 38 | 109 | 151 | 17,9 | 10,5 | 60 | 64 | 234 | 254 | 31,7 | 32,8 |
| 12072297000 | Niedergörsdorf | 12 | 2 | 196 | 33 | 8,3 | 100,0 | 9 | 7 | 147 | 115 | 22,2 | 57,1 |
| 12072298000 | Niederer Fläming | | | 0 | 0 | | | 5 | | 162 | 0 | 20,0 | |
| 12072312000 | Nuthe-Urstromtal | | | 0 | 0 | | | 7 | 2 | 106 | 30 | 14,3 | 100,0 |
| 12072340000 | Rangsdorf | 1 | 2 | 9 | 18 | 0,0 | 50,0 | 8 | 26 | 71 | 233 | 12,5 | 7,7 |
| 12072426000 | Trebbin | | 3 | 0 | 32 | | 0,0 | 12 | 13 | 127 | 137 | 50,0 | 23,1 |
| 12072477000 | Zossen | 16 | 15 | 85 | 83 | 0,0 | 13,3 | 33 | 49 | 174 | 270 | 36,4 | 28,6 |
| 12073000000 | Landkreis Uckermark | 216 | 145 | 179 | 120 | 12,0 | 11,0 | 145 | 153 | 120 | 127 | 24,8 | 24,2 |
| 12073008000 | Angermünde | 40 | 20 | 289 | 145 | 10,0 | 50,0 | 19 | 21 | 137 | 152 | 31,6 | 23,8 |
| 12073032000 | Berkholz-Meyenburg | | | 0 | 0 | | | | 1 | 0 | 80 | | 0,0 |
| 12073069000 | Boitzenburger Land | | | 0 | 0 | | | 3 | 6 | 95 | 189 | 66,7 | 0,0 |
| 12073085000 | Brüssow | | | 0 | 0 | | | | 2 | 0 | 106 | | 0,0 |
| 12073093000 | Carmzow-Wallmow | | | 0 | 0 | | | 3 | 2 | 489 | 314 | 0,0 | 100,0 |
| 12073097000 | Casekow | | | 0 | 0 | | | 1 | 1 | 53 | 53 | 0,0 | 100,0 |
| 12073157000 | Flieth-Stegelitz | | | 0 | 0 | | | | | 0 | 0 | | |
| 12073189000 | Gartz (Oder) | | | 0 | 0 | | | | 2 | 0 | 80 | | 100,0 |
| 12073201000 | Gerswalde | | | 0 | 0 | | | 2 | 2 | 128 | 126 | 0,0 | 50,0 |
| 12073216000 | Göritz | | | 0 | 0 | | | | 1 | 0 | 126 | | 0,0 |
| 12073225000 | Gramzow | | | 0 | 0 | | | 1 | 2 | 54 | 105 | 0,0 | 50,0 |
| 12073261000 | Grünow | | | 0 | 0 | | | 1 | | 106 | 0 | 100,0 | |
| 12073309000 | Hohenselchow-Groß Pinnow | | | 0 | 0 | | | | | 0 | 0 | | |
| 12073384000 | Lychen | 1 | 1 | 31 | 31 | 0,0 | 0,0 | 5 | 6 | 156 | 186 | 40,0 | 16,7 |
| 12073386000 | Mark Landin | | | 0 | 0 | | | | 2 | 0 | 201 | | 50,0 |
| 12073393000 | Mescherin | | | 0 | 0 | | | | 3 | 0 | 374 | | 0,0 |
| 12073396000 | Milmersdorf | 1 | 1 | 69 | 69 | 100,0 | 0,0 | | | 0 | 0 | | |
| 12073404000 | Mittenwalde | | | 0 | 0 | | | 2 | | 559 | 0 | 0,0 | |
| 12073429000 | Nordwestuckermark | 1 | | 24 | 0 | 100,0 | | 2 | 2 | 47 | 47 | 0,0 | 0,0 |
| 12073430000 | Oberuckersee | | | 0 | 0 | | | 1 | 1 | 60 | 59 | 0,0 | 0,0 |
| 12073440000 | Pinnow | | | 0 | 0 | | | 2 | | 222 | 0 | 0,0 | |
| 12073452000 | Prenzlau | 35 | 64 | 183 | 332 | 37,1 | 9,4 | 26 | 22 | 136 | 114 | 38,5 | 13,6 |
| 12073458000 | Randowtal | 14 | | 1.509 | 0 | 0,0 | | 1 | | 108 | 0 | 100,0 | |
| 12073490000 | Schenkenberg | | | 0 | 0 | | | | 3 | 0 | 493 | | 33,3 |

Auszug aus PKS des Landes Brandenburg
Kennzahlen für ausgewählte Deliktbereiche

| Schlüssel | Bezeichnung | Diebstahl in/aus Boden- und Kellerräumen... | | | | | | Diebstahl in/aus Dienst-, Büroräumen... | | | | | |
|-------------|--------------------|---|------|------|------|---------|------|---|------|------|------|---------|------|
| | | 2018 | 2017 | 2018 | 2017 | 2018 | 2017 | 2018 | 2017 | 2018 | 2017 | 2018 | 2017 |
| | | erf. Fälle | | HZ | | AQ in % | | erf. Fälle | | HZ | | AQ in % | |
| 12073505000 | Schöneberg | | | 0 | 0 | | | | 1 | 0 | 119 | | 0,0 |
| 12073520000 | Schönfeld | | | 0 | 0 | | | | | 0 | 0 | | |
| 12073532000 | Schwedt/Oder | 107 | 47 | 356 | 156 | 0,9 | 0,0 | 39 | 40 | 130 | 133 | 23,1 | 15,0 |
| 12073565000 | Tantow | | | 0 | 0 | | | 2 | | 250 | 0 | 0,0 | |
| 12073569000 | Temmen-Ringenwalde | 1 | | 189 | 0 | 0,0 | | | | 0 | 0 | | |
| 12073572000 | Templin | 16 | 12 | 100 | 74 | 37,5 | 0,0 | 25 | 24 | 157 | 149 | 16,0 | 50,0 |
| 12073578000 | Uckerfelde | | | 0 | 0 | | | 4 | 1 | 430 | 106 | 0,0 | 0,0 |
| 12073579000 | Uckerland | | | 0 | 0 | | | 3 | 6 | 113 | 223 | 33,3 | 16,7 |
| 12073603000 | Passow | | | 0 | 0 | | | 2 | 2 | 138 | 137 | 0,0 | 0,0 |
| 12073645000 | Zichow | | | 0 | 0 | | | 1 | | 177 | 0 | 0,0 | |

Auszug aus PKS des Landes Brandenburg
Kennzahlen für ausgewählte Deliktbereiche

| Schlüssel | Bezeichnung | Diebstahl an/aus KFZ | | | | | | Betrug | | | | | |
|-------------------|-------------------------------|----------------------|--------------|------------|------------|-------------|-------------|---------------|---------------|------------|------------|-------------|-------------|
| | | 2018 | 2017 | 2018 | 2017 | 2018 | 2017 | 2018 | 2017 | 2018 | 2017 | 2018 | 2017 |
| | | erf. Fälle | | HZ | | AQ in % | | erf. Fälle | | HZ | | AQ in % | |
| 1200000000 | Bundesland Brandenburg | 8.099 | 8.621 | 323 | 346 | 10,9 | 11,4 | 19.331 | 20.096 | 772 | 806 | 71,1 | 74,3 |
| 1205100000 | Brandenburg an der Havel | 253 | 460 | 352 | 642 | 5,5 | 20,7 | 826 | 993 | 1.149 | 1.386 | 85,2 | 88,6 |
| 1205200000 | Cottbus | 245 | 266 | 242 | 265 | 9,8 | 13,9 | 926 | 1.104 | 917 | 1.099 | 77,3 | 78,2 |
| 1205300000 | Frankfurt (Oder) | 150 | 165 | 258 | 284 | 10,0 | 10,3 | 670 | 815 | 1.150 | 1.401 | 74,3 | 81,7 |
| 1205400000 | Potsdam | 449 | 583 | 256 | 339 | 5,3 | 4,1 | 1.933 | 2.246 | 1.100 | 1.307 | 81,9 | 85,8 |
| 1206000000 | Landkreis Barnim | 584 | 533 | 323 | 297 | 5,0 | 5,4 | 1.091 | 1.273 | 603 | 710 | 68,5 | 72,1 |
| 12060005000 | Ahrensfelde | 113 | 94 | 849 | 719 | 3,5 | 0,0 | 78 | 102 | 586 | 781 | 39,7 | 42,2 |
| 12060012000 | Althüttendorf | | 1 | 0 | 177 | | 0,0 | 2 | 1 | 342 | 177 | 100,0 | 100,0 |
| 12060020000 | Bernau bei Berlin | 122 | 135 | 319 | 358 | 3,3 | 3,0 | 294 | 321 | 770 | 851 | 74,1 | 74,1 |
| 12060024000 | Biesenthal | 14 | 10 | 244 | 176 | 0,0 | 10,0 | 38 | 25 | 663 | 441 | 86,8 | 36,0 |
| 12060034000 | Breydin | | | 0 | 0 | | | 4 | 1 | 528 | 131 | 75,0 | 100,0 |
| 12060036000 | Britz | 7 | 2 | 335 | 94 | 0,0 | 50,0 | 8 | 8 | 383 | 376 | 75,0 | 75,0 |
| 12060045000 | Chorin | 6 | 2 | 259 | 87 | 0,0 | 0,0 | 20 | 15 | 863 | 655 | 90,0 | 93,3 |
| 12060052000 | Eberswalde | 128 | 148 | 318 | 370 | 12,5 | 11,5 | 260 | 363 | 646 | 907 | 70,8 | 79,9 |
| 12060068000 | Friedrichswalde | 3 | 1 | 374 | 125 | 0,0 | 0,0 | | 1 | 0 | 125 | | 100,0 |
| 12060092000 | Hohenfinow | | 1 | 0 | 189 | | 0,0 | 1 | 2 | 190 | 379 | 100,0 | 100,0 |
| 12060100000 | Joachimsthal | 11 | 4 | 326 | 116 | 0,0 | 25,0 | 23 | 29 | 682 | 842 | 73,9 | 86,2 |
| 12060128000 | Liepe | | 1 | 0 | 157 | | 0,0 | | | 0 | 0 | | |
| 12060149000 | Lunow-Stolzenhagen | 1 | 1 | 83 | 83 | 0,0 | 0,0 | 5 | 2 | 415 | 166 | 20,0 | 100,0 |
| 12060154000 | Marienwerder | 6 | 4 | 354 | 236 | 0,0 | 0,0 | 8 | 9 | 472 | 530 | 75,0 | 100,0 |
| 12060161000 | Melchow | | | 0 | 0 | | | 8 | 10 | 842 | 1.073 | 87,5 | 90,0 |
| 12060172000 | Niederfinow | | 1 | 0 | 167 | | 0,0 | | | 0 | 0 | | |
| 12060176000 | Oderberg | 3 | 2 | 138 | 92 | 0,0 | 0,0 | 3 | 7 | 138 | 320 | 66,7 | 42,9 |
| 12060181000 | Panketal | 57 | 39 | 280 | 192 | 7,0 | 0,0 | 82 | 102 | 402 | 501 | 76,8 | 76,5 |
| 12060185000 | Parsteinsee | | | 0 | 0 | | | | 3 | 0 | 555 | | 100,0 |
| 12060192000 | Rüdnitz | 3 | 1 | 151 | 52 | 0,0 | 0,0 | 13 | 19 | 656 | 987 | 100,0 | 100,0 |
| 12060198000 | Schorfheide | 31 | 30 | 312 | 301 | 0,0 | 0,0 | 97 | 145 | 975 | 1.455 | 67,0 | 61,4 |
| 12060250000 | Sydower Fließ | 2 | 1 | 207 | 107 | 0,0 | 0,0 | 5 | 8 | 517 | 857 | 100,0 | 75,0 |
| 12060269000 | Wandlitz | 56 | 43 | 248 | 192 | 1,8 | 9,3 | 92 | 71 | 407 | 317 | 40,2 | 69,0 |
| 12060280000 | Werneuchen | 21 | 11 | 238 | 128 | 0,0 | 9,1 | 45 | 25 | 510 | 291 | 66,7 | 76,0 |
| 12060296000 | Ziethen | | 1 | 0 | 226 | | 0,0 | 5 | 4 | 1.129 | 903 | 100,0 | 50,0 |

Auszug aus PKS des Landes Brandenburg
Kennzahlen für ausgewählte Deliktbereiche

| Schlüssel | Bezeichnung | Diebstahl an/aus KFZ | | | | | | Betrug | | | | | |
|-------------|---------------------------|----------------------|------|-------|-------|---------|------|------------|-------|-------|-------|---------|-------|
| | | 2018 | 2017 | 2018 | 2017 | 2018 | 2017 | 2018 | 2017 | 2018 | 2017 | 2018 | 2017 |
| | | erf. Fälle | | HZ | | AQ in % | | erf. Fälle | | HZ | | AQ in % | |
| 12061000000 | Landkreis Dahme-Spreewald | 897 | 709 | 536 | 427 | 9,4 | 6,6 | 1.799 | 1.670 | 1.075 | 1.006 | 61,0 | 57,9 |
| 12061005000 | Alt Zauche-Wußwerk | 1 | | 205 | 0 | 0,0 | | | 1 | 0 | 198 | | 0,0 |
| 12061017000 | Bersteland | 1 | 2 | 114 | 222 | 0,0 | 0,0 | 2 | 3 | 227 | 333 | 50,0 | 100,0 |
| 12061020000 | Bestensee | 17 | 18 | 218 | 240 | 0,0 | 0,0 | 76 | 50 | 976 | 666 | 96,1 | 88,0 |
| 12061061000 | Byhleguhre-Byhlen | 1 | | 137 | 0 | 0,0 | | | | 0 | 0 | | |
| 12061097000 | Drahnsdorf | | | 0 | 0 | | | 4 | | 650 | 0 | 75,0 | |
| 12061112000 | Eichwalde | 9 | 14 | 140 | 216 | 11,1 | 0,0 | 38 | 51 | 589 | 786 | 78,9 | 88,2 |
| 12061164000 | Golßen | | 9 | 0 | 350 | | 0,0 | 9 | 8 | 353 | 311 | 77,8 | 50,0 |
| 12061192000 | Groß Köris | 10 | 10 | 436 | 442 | 20,0 | 20,0 | 8 | 3 | 349 | 132 | 50,0 | 66,7 |
| 12061216000 | Halbe | 9 | 4 | 375 | 163 | 0,0 | 0,0 | 77 | 18 | 3.206 | 733 | 100,0 | 100,0 |
| 12061217000 | Heidesee | 2 | 14 | 28 | 198 | 0,0 | 7,1 | 21 | 15 | 294 | 212 | 81,0 | 86,7 |
| 12061219000 | Heideblick | 7 | 5 | 196 | 139 | 0,0 | 0,0 | 12 | 13 | 337 | 361 | 83,3 | 100,0 |
| 12061224000 | Jamlitz | 1 | | 191 | 0 | 0,0 | | 1 | | 191 | 0 | 100,0 | |
| 12061244000 | Kasel-Golzig | 1 | | 145 | 0 | 0,0 | | 21 | 23 | 3.043 | 3.363 | 95,2 | 95,7 |
| 12061260000 | Königs Wusterhausen | 168 | 125 | 458 | 343 | 16,1 | 7,2 | 318 | 329 | 866 | 902 | 72,3 | 76,9 |
| 12061265000 | Krausnick-Groß Wasserburg | 10 | 3 | 1.681 | 501 | 0,0 | 0,0 | 6 | 3 | 1.008 | 501 | 66,7 | 100,0 |
| 12061308000 | Lieberose | 3 | 4 | 218 | 294 | 0,0 | 0,0 | 4 | 5 | 290 | 368 | 50,0 | 60,0 |
| 12061316000 | Lübben (Spreewald) | 35 | 31 | 251 | 224 | 8,6 | 9,7 | 82 | 94 | 587 | 678 | 72,0 | 79,8 |
| 12061320000 | Luckau | 35 | 41 | 360 | 428 | 0,0 | 4,9 | 186 | 149 | 1.912 | 1.556 | 31,7 | 20,8 |
| 12061328000 | Märkisch Buchholz | | 3 | 0 | 382 | | 0,0 | 5 | 1 | 622 | 127 | 100,0 | 0,0 |
| 12061329000 | Märkische Heide | 2 | 5 | 52 | 128 | 0,0 | 0,0 | 10 | 6 | 258 | 153 | 90,0 | 66,7 |
| 12061332000 | Mittenwalde | 215 | 81 | 2.362 | 905 | 7,0 | 12,3 | 267 | 224 | 2.933 | 2.503 | 31,5 | 30,8 |
| 12061344000 | Münchehofe | | 4 | 0 | 851 | | 0,0 | 1 | 1 | 212 | 213 | 0,0 | 100,0 |
| 12061352000 | Neu Zauche | 7 | | 639 | 0 | 0,0 | | 1 | 2 | 91 | 180 | 100,0 | 100,0 |
| 12061405000 | Rietzneuendorf-Staakow | | | 0 | 0 | | | | 1 | 0 | 163 | | 100,0 |
| 12061428000 | Schlepzig | 3 | | 494 | 0 | 66,7 | | 2 | | 329 | 0 | 50,0 | |
| 12061433000 | Schönefeld | 215 | 229 | 1.470 | 1.588 | 3,7 | 1,3 | 417 | 422 | 2.851 | 2.926 | 56,1 | 45,7 |
| 12061435000 | Schönwald | 44 | 16 | 3.810 | 1.368 | 34,1 | 31,3 | 6 | 3 | 519 | 256 | 66,7 | 100,0 |
| 12061444000 | Schulzendorf | 13 | 14 | 159 | 176 | 15,4 | 0,0 | 24 | 11 | 294 | 138 | 83,3 | 81,8 |
| 12061448000 | Schwerin | 4 | | 488 | 0 | 0,0 | | 40 | 8 | 4.878 | 982 | 97,5 | 75,0 |
| 12061450000 | Schwielochsee | 2 | 1 | 134 | 67 | 0,0 | 0,0 | 2 | 4 | 134 | 268 | 50,0 | 50,0 |
| 12061470000 | Spreewaldheide | 1 | | 208 | 0 | 0,0 | | 1 | | 208 | 0 | 100,0 | |
| 12061471000 | Steinreich | | 4 | 0 | 794 | | 0,0 | | 6 | 0 | 1.190 | | 100,0 |

Auszug aus PKS des Landes Brandenburg
Kennzahlen für ausgewählte Deliktbereiche

| Schlüssel | Bezeichnung | Diebstahl an/aus KFZ | | | | | | Betrug | | | | | |
|--------------------|------------------------------|----------------------|------------|------------|------------|------------|------------|------------|------------|------------|------------|-------------|-------------|
| | | 2018 | 2017 | 2018 | 2017 | 2018 | 2017 | 2018 | 2017 | 2018 | 2017 | 2018 | 2017 |
| | | erf. Fälle | | HZ | | AQ in % | | erf. Fälle | | HZ | | AQ in % | |
| 12061476000 | Straupitz | 10 | | 1.052 | 0 | 0,0 | | 2 | 4 | 210 | 420 | 50,0 | 50,0 |
| 12061492000 | Teupitz | 13 | 5 | 691 | 268 | 0,0 | 20,0 | 10 | 12 | 532 | 642 | 50,0 | 41,7 |
| 12061510000 | Unterspreewald | | 1 | 0 | 118 | | 0,0 | 3 | 3 | 362 | 355 | 33,3 | 66,7 |
| 12061540000 | Wildau | 36 | 46 | 357 | 457 | 16,7 | 21,7 | 92 | 146 | 912 | 1.452 | 64,1 | 63,0 |
| 12061572000 | Zeuthen | 22 | 20 | 195 | 177 | 13,6 | 5,0 | 51 | 51 | 451 | 453 | 68,6 | 80,4 |
| 12062000000 | Landkreis Elbe-Elster | 221 | 223 | 214 | 214 | 9,5 | 7,6 | 524 | 539 | 507 | 516 | 79,8 | 80,9 |
| 12062024000 | Bad Liebenwerda | 29 | 48 | 312 | 517 | 20,7 | 8,3 | 41 | 53 | 442 | 571 | 82,9 | 88,7 |
| 12062088000 | Crinitz | | | 0 | 0 | | | 2 | 3 | 167 | 247 | 100,0 | 66,7 |
| 12062092000 | Doberlug-Kirchhain | 21 | 14 | 232 | 153 | 14,3 | 0,0 | 34 | 63 | 376 | 686 | 64,7 | 58,7 |
| 12062124000 | Elsterwerda | 24 | 34 | 301 | 419 | 12,5 | 2,9 | 37 | 31 | 464 | 382 | 91,9 | 96,8 |
| 12062128000 | Falkenberg/Elster | 4 | 7 | 62 | 108 | 25,0 | 0,0 | 22 | 42 | 343 | 650 | 68,2 | 83,3 |
| 12062134000 | Fichtwald | | | 0 | 0 | | | 2 | | 320 | 0 | 100,0 | |
| 12062140000 | Finsterwalde | 38 | 41 | 232 | 249 | 10,5 | 12,2 | 168 | 139 | 1.024 | 843 | 86,3 | 78,4 |
| 12062177000 | Gorden-Staupitz | 2 | 1 | 210 | 105 | 50,0 | 0,0 | 3 | | 314 | 0 | 33,3 | |
| 12062196000 | Gröden | | | 0 | 0 | | | 1 | 1 | 74 | 73 | 0,0 | 0,0 |
| 12062208000 | Großthiemig | 4 | | 385 | 0 | 0,0 | | 2 | 3 | 192 | 288 | 100,0 | 0,0 |
| 12062219000 | Heideland | 1 | 1 | 191 | 189 | 0,0 | 0,0 | | 1 | 0 | 189 | | 0,0 |
| 12062224000 | Herzberg/Elster | 17 | 16 | 187 | 175 | 5,9 | 6,3 | 39 | 39 | 429 | 427 | 56,4 | 66,7 |
| 12062232000 | Hirschfeld | 3 | 4 | 243 | 319 | 0,0 | 0,0 | 64 | 28 | 5.178 | 2.233 | 96,9 | 96,4 |
| 12062237000 | Hohenbucko | | 1 | 0 | 156 | | 0,0 | | 2 | 0 | 313 | | 50,0 |
| 12062240000 | Hohenleipisch | 3 | 2 | 148 | 97 | 0,0 | 0,0 | 6 | 2 | 295 | 97 | 50,0 | 100,0 |
| 12062282000 | Kremitzau | | | 0 | 0 | | | | 1 | 0 | 125 | | 100,0 |
| 12062289000 | Lebusa | | | 0 | 0 | | | 1 | 2 | 128 | 253 | 100,0 | 100,0 |
| 12062293000 | Lichterfeld-Schacksdorf | 21 | 5 | 2.069 | 450 | 0,0 | 20,0 | 6 | 1 | 591 | 90 | 66,7 | 100,0 |
| 12062333000 | Massen-Niederlausitz | 5 | 14 | 264 | 730 | 20,0 | 14,3 | 11 | 6 | 581 | 313 | 36,4 | 66,7 |
| 12062336000 | Merzdorf | | | 0 | 0 | | | | 1 | 0 | 121 | | 100,0 |
| 12062341000 | Mühlberg/Elbe | 4 | 2 | 107 | 52 | 0,0 | 50,0 | 8 | 9 | 214 | 236 | 37,5 | 88,9 |
| 12062372000 | Plessa | 3 | 2 | 113 | 75 | 0,0 | 0,0 | 19 | 13 | 717 | 487 | 94,7 | 69,2 |
| 12062410000 | Röderland | 9 | 4 | 231 | 102 | 0,0 | 0,0 | 9 | 5 | 231 | 128 | 77,8 | 100,0 |
| 12062417000 | Rückersdorf | 4 | 6 | 295 | 431 | 0,0 | 16,7 | 4 | 55 | 295 | 3.951 | 100,0 | 100,0 |
| 12062425000 | Sallgast | 8 | 3 | 548 | 208 | 0,0 | 0,0 | 3 | 5 | 205 | 346 | 66,7 | 100,0 |
| 12062440000 | Schilda | | | 0 | 0 | | | 1 | | 210 | 0 | 100,0 | |
| 12062445000 | Schlieben | | 4 | 0 | 165 | | 0,0 | 7 | 5 | 290 | 206 | 71,4 | 60,0 |

Auszug aus PKS des Landes Brandenburg
Kennzahlen für ausgewählte Deliktbereiche

| Schlüssel | Bezeichnung | Diebstahl an/aus KFZ | | | | | | Betrug | | | | | |
|--------------------|----------------------------|----------------------|------------|------------|------------|------------|-------------|------------|------------|------------|------------|-------------|-------------|
| | | 2018 | 2017 | 2018 | 2017 | 2018 | 2017 | 2018 | 2017 | 2018 | 2017 | 2018 | 2017 |
| | | erf. Fälle | | HZ | | AQ in % | | erf. Fälle | | HZ | | AQ in % | |
| 12062453000 | Schönborn | 1 | 2 | 64 | 129 | 0,0 | 0,0 | 1 | | 64 | 0 | 100,0 | |
| 12062461000 | Schönwalde | 6 | 4 | 196 | 130 | 0,0 | 0,0 | 13 | 5 | 426 | 162 | 76,9 | 80,0 |
| 12062464000 | Schraden | 5 | | 994 | 0 | 0,0 | | | | 0 | 0 | | |
| 12062469000 | Sonnenwalde | 2 | 1 | 61 | 31 | 0,0 | 0,0 | 6 | 10 | 184 | 307 | 33,3 | 80,0 |
| 12062492000 | Tröbitz | 1 | 1 | 143 | 140 | 0,0 | 0,0 | | | 0 | 0 | | |
| 12062500000 | Uebigau-Wahrenbrück | 6 | 6 | 113 | 113 | 16,7 | 16,7 | 14 | 14 | 263 | 263 | 85,7 | 100,0 |
| 12063000000 | Landkreis Havelland | 459 | 579 | 286 | 363 | 7,4 | 15,7 | 949 | 908 | 591 | 569 | 72,6 | 71,1 |
| 12063036000 | Brieselang | 15 | 29 | 128 | 251 | 0,0 | 24,1 | 42 | 35 | 359 | 303 | 66,7 | 60,0 |
| 12063056000 | Dallgow-Döberitz | 35 | 38 | 352 | 382 | 2,9 | 10,5 | 83 | 94 | 834 | 946 | 72,3 | 75,5 |
| 12063080000 | Falkensee | 80 | 132 | 184 | 306 | 11,3 | 10,6 | 203 | 161 | 466 | 374 | 72,9 | 68,3 |
| 12063088000 | Friesack | 10 | 3 | 392 | 117 | 10,0 | 0,0 | 22 | 27 | 863 | 1.055 | 81,8 | 96,3 |
| 12063094000 | Gollenberg | | | 0 | 0 | | | 1 | 8 | 246 | 1.937 | 100,0 | 87,5 |
| 12063112000 | Großderschau | | | 0 | 0 | | | 3 | 2 | 671 | 450 | 100,0 | 100,0 |
| 12063134000 | Havelaue | 1 | 1 | 115 | 115 | 0,0 | 0,0 | 5 | 2 | 577 | 230 | 80,0 | 50,0 |
| 12063142000 | Wiesenaue | 1 | | 129 | 0 | 0,0 | | 3 | 4 | 386 | 519 | 100,0 | 75,0 |
| 12063148000 | Ketzin | 13 | 16 | 200 | 247 | 15,4 | 0,0 | 41 | 39 | 630 | 602 | 78,0 | 71,8 |
| 12063161000 | Kleßen-Görne | | | 0 | 0 | | | | 2 | 0 | 556 | | 100,0 |
| 12063165000 | Kotzen | | 1 | 0 | 167 | | 0,0 | 4 | | 667 | 0 | 100,0 | |
| 12063186000 | Märkisch Luch | | 3 | 0 | 237 | | 0,0 | 3 | 3 | 240 | 237 | 100,0 | 66,7 |
| 12063189000 | Milower Land | 4 | 7 | 93 | 161 | 0,0 | 28,6 | 13 | 8 | 303 | 184 | 84,6 | 75,0 |
| 12063202000 | Mühlenberge | | 1 | 0 | 141 | | 0,0 | 1 | 6 | 141 | 844 | 100,0 | 83,3 |
| 12063208000 | Nauen | 56 | 78 | 317 | 447 | 14,3 | 37,2 | 90 | 120 | 509 | 688 | 80,0 | 78,3 |
| 12063212000 | Nennhausen | 3 | 11 | 163 | 584 | 66,7 | 9,1 | 4 | 17 | 217 | 902 | 100,0 | 94,1 |
| 12063228000 | Paulinenaue | 5 | 3 | 385 | 239 | 20,0 | 66,7 | 14 | 5 | 1.079 | 398 | 100,0 | 80,0 |
| 12063240000 | Pessin | 2 | 1 | 304 | 151 | 0,0 | 200,0 | 1 | 2 | 152 | 302 | 100,0 | 100,0 |
| 12063244000 | Premnitz | 15 | 14 | 179 | 166 | 0,0 | 7,1 | 25 | 23 | 299 | 273 | 56,0 | 73,9 |
| 12063252000 | Rathenow | 135 | 121 | 555 | 499 | 4,4 | 5,8 | 155 | 133 | 638 | 549 | 89,7 | 82,7 |
| 12063256000 | Retzow | 1 | | 196 | 0 | 0,0 | | | 1 | 0 | 196 | | 0,0 |
| 12063260000 | Rhinow | 2 | 2 | 125 | 124 | 0,0 | 0,0 | 4 | 3 | 249 | 186 | 75,0 | 66,7 |
| 12063273000 | Schönwalde-Glien | 29 | 57 | 305 | 599 | 0,0 | 24,6 | 113 | 125 | 1.190 | 1.314 | 54,9 | 52,0 |
| 12063274000 | Seeblick | 3 | 2 | 335 | 221 | 0,0 | 0,0 | | 2 | 0 | 221 | | 50,0 |
| 12063293000 | Stechow-Ferchesar | 2 | 1 | 221 | 110 | 0,0 | 0,0 | 17 | 10 | 1.878 | 1.098 | 94,1 | 90,0 |
| 12063357000 | Wustermark | 47 | 58 | 514 | 649 | 8,5 | 13,8 | 102 | 76 | 1.115 | 850 | 47,1 | 55,3 |

Auszug aus PKS des Landes Brandenburg
Kennzahlen für ausgewählte Deliktbereiche

| Schlüssel | Bezeichnung | Diebstahl an/aus KFZ | | | | | | Betrug | | | | | |
|-------------|-----------------------------|----------------------|------|------|------|---------|------|------------|-------|-------|-------|---------|-------|
| | | 2018 | 2017 | 2018 | 2017 | 2018 | 2017 | 2018 | 2017 | 2018 | 2017 | 2018 | 2017 |
| | | erf. Fälle | | HZ | | AQ in % | | erf. Fälle | | HZ | | AQ in % | |
| 12064000000 | Landkreis Märkisch-Oderland | 601 | 724 | 312 | 378 | 10,3 | 7,0 | 1.500 | 1.911 | 778 | 997 | 79,5 | 84,7 |
| 12064009000 | Alt Tucheband | 1 | 2 | 129 | 252 | 0,0 | 50,0 | 2 | 3 | 257 | 378 | 100,0 | 100,0 |
| 12064029000 | Altlandsberg | 33 | 23 | 352 | 247 | 21,2 | 21,7 | 68 | 91 | 726 | 979 | 50,0 | 54,9 |
| 12064044000 | Bad Freienwalde (Oder) | 32 | 34 | 260 | 276 | 9,4 | 2,9 | 94 | 138 | 763 | 1.120 | 67,0 | 87,7 |
| 12064053000 | Beiersdorf-Freudenberg | | 1 | 0 | 166 | | 0,0 | | 1 | 0 | 166 | | 100,0 |
| 12064057000 | Bleyen-Genschmar | 1 | | 220 | 0 | 0,0 | | 4 | 6 | 879 | 1.299 | 100,0 | 100,0 |
| 12064061000 | Bliesdorf | 1 | 4 | 89 | 349 | 0,0 | 0,0 | 1 | 7 | 89 | 611 | 100,0 | 85,7 |
| 12064084000 | Buckow (Märkische Schweiz) | 3 | 2 | 203 | 134 | 0,0 | 0,0 | 5 | 2 | 338 | 134 | 40,0 | 100,0 |
| 12064125000 | Falkenberg | 6 | 6 | 272 | 270 | 0,0 | 0,0 | 11 | 16 | 499 | 720 | 81,8 | 100,0 |
| 12064128000 | Falkenhagen (Mark) | | 1 | 0 | 143 | | 0,0 | | 4 | 0 | 574 | | 75,0 |
| 12064130000 | Fichtenhöhe | | | 0 | 0 | | | 1 | 2 | 196 | 398 | 0,0 | 100,0 |
| 12064136000 | Fredersdorf-Vogelsdorf | 55 | 60 | 400 | 442 | 3,6 | 6,7 | 230 | 132 | 1.671 | 973 | 74,8 | 66,7 |
| 12064153000 | Garzau-Garzin | 3 | 1 | 638 | 218 | 0,0 | 0,0 | | 3 | 0 | 655 | | 100,0 |
| 12064172000 | Golzew | | | 0 | 0 | | | 3 | 7 | 368 | 842 | 100,0 | 100,0 |
| 12064190000 | Gusow-Platkow | 6 | 4 | 464 | 322 | 0,0 | 0,0 | 2 | 5 | 155 | 402 | 50,0 | 120,0 |
| 12064205000 | Heckelberg-Brunow | | 1 | 0 | 150 | | 0,0 | 4 | 5 | 607 | 752 | 75,0 | 100,0 |
| 12064222000 | Höhenland | 4 | 4 | 394 | 394 | 0,0 | 25,0 | 1 | 4 | 99 | 394 | 100,0 | 25,0 |
| 12064227000 | Hoppegarten | 123 | 153 | 685 | 859 | 4,9 | 2,6 | 132 | 162 | 735 | 910 | 81,1 | 83,3 |
| 12064266000 | Küstriner Vorland | 4 | 3 | 156 | 118 | 0,0 | 0,0 | 21 | 24 | 816 | 943 | 95,2 | 95,8 |
| 12064268000 | Lebus | 2 | 4 | 63 | 127 | 0,0 | 0,0 | 11 | 17 | 349 | 541 | 81,8 | 100,0 |
| 12064274000 | Letschin | 4 | 8 | 101 | 200 | 100,0 | 25,0 | 23 | 25 | 580 | 625 | 91,3 | 100,0 |
| 12064288000 | Lietzen | 1 | 2 | 136 | 260 | 0,0 | 0,0 | 3 | 7 | 409 | 909 | 100,0 | 100,0 |
| 12064290000 | Lindendorf | 7 | 10 | 519 | 742 | 0,0 | 0,0 | 5 | 8 | 371 | 594 | 60,0 | 100,0 |
| 12064303000 | Märkische Höhe | | | 0 | 0 | | | 3 | 5 | 531 | 876 | 100,0 | 100,0 |
| 12064317000 | Müncheberg | 14 | 13 | 205 | 191 | 21,4 | 0,0 | 40 | 58 | 586 | 850 | 80,0 | 79,3 |
| 12064336000 | Neuenhagen bei Berlin | 44 | 74 | 245 | 414 | 2,3 | 4,1 | 127 | 162 | 706 | 906 | 79,5 | 80,9 |
| 12064340000 | Neuhardenberg | 6 | 11 | 226 | 420 | 16,7 | 9,1 | 25 | 29 | 943 | 1.108 | 60,0 | 100,0 |
| 12064349000 | Neulewin | 3 | 4 | 332 | 442 | 100,0 | 0,0 | 4 | 5 | 442 | 552 | 100,0 | 100,0 |
| 12064365000 | Neutrebbin | 1 | | 72 | 0 | 0,0 | | 8 | 16 | 577 | 1.152 | 0,0 | 75,0 |
| 12064370000 | Oberbarnim | 2 | 2 | 131 | 139 | 0,0 | 0,0 | 7 | 7 | 459 | 485 | 100,0 | 71,4 |
| 12064371000 | Oderau | 3 | 5 | 189 | 316 | 33,3 | 20,0 | 6 | 5 | 377 | 316 | 100,0 | 100,0 |
| 12064380000 | Petershagen/Eggersdorf | 21 | 16 | 140 | 109 | 9,5 | 0,0 | 66 | 73 | 439 | 496 | 86,4 | 78,1 |
| 12064388000 | Podelzig | | | 0 | 0 | | | 4 | 4 | 476 | 469 | 25,0 | 100,0 |

Auszug aus PKS des Landes Brandenburg
Kennzahlen für ausgewählte Deliktbereiche

| Schlüssel | Bezeichnung | Diebstahl an/aus KFZ | | | | | | Betrug | | | | | |
|--------------------|----------------------------|----------------------|------------|------------|------------|------------|-------------|--------------|--------------|------------|------------|-------------|-------------|
| | | 2018 | 2017 | 2018 | 2017 | 2018 | 2017 | 2018 | 2017 | 2018 | 2017 | 2018 | 2017 |
| | | erf. Fälle | | HZ | | AQ in % | | erf. Fälle | | HZ | | AQ in % | |
| 12064393000 | Prötzel | 2 | 1 | 200 | 99 | 50,0 | 0,0 | 4 | 8 | 399 | 791 | 75,0 | 100,0 |
| 12064408000 | Rehfelde | 7 | 18 | 141 | 371 | 14,3 | 5,6 | 16 | 19 | 321 | 392 | 81,3 | 68,4 |
| 12064417000 | Reichenow-Möglin | 1 | | 187 | 0 | 0,0 | | 7 | 5 | 1.306 | 914 | 71,4 | 100,0 |
| 12064420000 | Reitwein | | 1 | 0 | 218 | | 0,0 | | 1 | 0 | 218 | | 100,0 |
| 12064428000 | Rüdersdorf bei Berlin | 87 | 92 | 559 | 598 | 16,1 | 12,0 | 109 | 145 | 700 | 943 | 87,2 | 89,0 |
| 12064448000 | Seelow | 19 | 14 | 351 | 257 | 0,0 | 7,1 | 89 | 151 | 1.644 | 2.770 | 80,9 | 93,4 |
| 12064472000 | Strausberg | 85 | 118 | 320 | 447 | 11,8 | 6,8 | 281 | 413 | 1.059 | 1.565 | 88,3 | 87,9 |
| 12064480000 | Treplin | | | 0 | 0 | | | 1 | | 278 | 0 | | 100,0 |
| 12064482000 | Vierlinden | 2 | 3 | 139 | 204 | 0,0 | 0,0 | 5 | 15 | 347 | 1.018 | 100,0 | 93,3 |
| 12064484000 | Waldsiedersdorf | | 1 | 0 | 124 | | 0,0 | 10 | 12 | 1.236 | 1.483 | 100,0 | 75,0 |
| 12064512000 | Wriezen | 17 | 28 | 234 | 382 | 17,6 | 25,0 | 63 | 102 | 868 | 1.391 | 84,1 | 93,1 |
| 12064538000 | Zechin | | | 0 | 0 | | | 1 | 4 | 150 | 618 | 100,0 | 100,0 |
| 12064539000 | Zeschdorf | 1 | | 80 | 0 | 0,0 | | 3 | 3 | 239 | 240 | 100,0 | 66,7 |
| 12065000000 | Landkreis Oberhavel | 669 | 544 | 319 | 261 | 9,4 | 11,0 | 1.450 | 1.371 | 691 | 657 | 60,1 | 64,6 |
| 12065036000 | Birkenwerder | 27 | 25 | 333 | 312 | 0,0 | 0,0 | 74 | 69 | 914 | 861 | 85,1 | 89,9 |
| 12065084000 | Fürstenberg/Havel | 19 | 8 | 325 | 136 | 0,0 | 25,0 | 43 | 35 | 736 | 596 | 95,3 | 77,1 |
| 12065096000 | Glienicke/Nordbahn | 65 | 44 | 532 | 362 | 35,4 | 9,1 | 86 | 85 | 703 | 699 | 57,0 | 56,5 |
| 12065100000 | Gransee | 13 | 8 | 220 | 136 | 23,1 | 12,5 | 41 | 67 | 695 | 1.137 | 92,7 | 95,5 |
| 12065117000 | Großwoltersdorf | | 1 | 0 | 130 | | 0,0 | 4 | 2 | 525 | 260 | 50,0 | 50,0 |
| 12065136000 | Hennigsdorf | 76 | 80 | 288 | 306 | 7,9 | 17,5 | 128 | 117 | 485 | 448 | 75,0 | 67,5 |
| 12065144000 | Hohen Neuendorf | 52 | 70 | 200 | 272 | 3,8 | 5,7 | 369 | 280 | 1.419 | 1.090 | 29,5 | 37,1 |
| 12065165000 | Kremmen | 20 | 24 | 267 | 328 | 5,0 | 8,3 | 36 | 24 | 480 | 328 | 72,2 | 91,7 |
| 12065180000 | Leegebruch | 14 | | 206 | 0 | 14,3 | | 16 | 22 | 236 | 326 | 62,5 | 63,6 |
| 12065193000 | Liebenwalde | 8 | 7 | 187 | 164 | 25,0 | 0,0 | 9 | 12 | 210 | 281 | 100,0 | 100,0 |
| 12065198000 | Löwenberger Land | 18 | 21 | 221 | 260 | 16,7 | 0,0 | 42 | 32 | 515 | 396 | 92,9 | 90,6 |
| 12065225000 | Mühlenbecker Land | 69 | 47 | 460 | 317 | 21,7 | 2,1 | 54 | 64 | 360 | 432 | 63,0 | 62,5 |
| 12065251000 | Oberkrämer | 102 | 43 | 910 | 391 | 1,0 | 23,3 | 67 | 40 | 598 | 363 | 61,2 | 82,5 |
| 12065256000 | Oranienburg | 96 | 113 | 218 | 256 | 3,1 | 15,9 | 300 | 315 | 682 | 715 | 80,7 | 76,2 |
| 12065276000 | Schönermark | | | 0 | 0 | | | | 1 | 0 | 223 | | 100,0 |
| 12065301000 | Sonnenberg | 1 | | 121 | 0 | 0,0 | | 1 | 2 | 121 | 246 | 100,0 | 50,0 |
| 12065310000 | Stechlin | | | 0 | 0 | | | | 1 | 0 | 82 | | 0,0 |
| 12065332000 | Velten | 40 | 31 | 338 | 262 | 0,0 | 6,5 | 123 | 150 | 1.039 | 1.270 | 34,1 | 49,3 |
| 12065356000 | Zehdenick | 49 | 22 | 364 | 163 | 4,1 | 9,1 | 57 | 53 | 424 | 394 | 49,1 | 64,2 |

Auszug aus PKS des Landes Brandenburg
Kennzahlen für ausgewählte Deliktbereiche

| Schlüssel | Bezeichnung | Diebstahl an/aus KFZ | | | | | | Betrug | | | | | |
|--------------------|--|----------------------|------------|------------|------------|-------------|-------------|--------------|--------------|------------|------------|-------------|-------------|
| | | 2018 | 2017 | 2018 | 2017 | 2018 | 2017 | 2018 | 2017 | 2018 | 2017 | 2018 | 2017 |
| | | erf. Fälle | | HZ | | AQ in % | | erf. Fälle | | HZ | | AQ in % | |
| 12066000000 | Landkreis Oberspreewald-Lausitz | 410 | 289 | 369 | 258 | 30,0 | 16,3 | 584 | 575 | 526 | 514 | 70,5 | 72,0 |
| 12066008000 | Altdöbern | 6 | 6 | 246 | 238 | 0,0 | 0,0 | 3 | 12 | 123 | 477 | 100,0 | 91,7 |
| 12066041000 | Bronkow | 1 | | 172 | 0 | 0,0 | | | | 0 | 0 | | |
| 12066052000 | Calau | 15 | 9 | 193 | 115 | 6,7 | 0,0 | 53 | 60 | 680 | 766 | 54,7 | 53,3 |
| 12066064000 | Frauendorf | | | 0 | 0 | | | | | 0 | 0 | | |
| 12066104000 | Großmehlen | | 1 | 0 | 91 | | 0,0 | | | 0 | 0 | | |
| 12066112000 | Großräschen | 12 | 8 | 140 | 93 | 16,7 | 25,0 | 39 | 33 | 453 | 382 | 59,0 | 84,8 |
| 12066116000 | Grünwald | | | 0 | 0 | | | | | 0 | 0 | | |
| 12066120000 | Guteborn | | | 0 | 0 | | | | | 0 | 0 | | |
| 12066124000 | Hermsdorf | | | 0 | 0 | | | | 1 | 0 | 126 | | 100,0 |
| 12066132000 | Hohenbocka | 1 | | 103 | 0 | 0,0 | | 3 | 4 | 309 | 409 | 66,7 | 100,0 |
| 12066168000 | Kroppen | | | 0 | 0 | | | 2 | | 297 | 0 | 50,0 | |
| 12066176000 | Lauchhammer | 21 | 19 | 144 | 128 | 14,3 | 26,3 | 42 | 47 | 288 | 318 | 83,3 | 83,0 |
| 12066188000 | Lindenau | 1 | 2 | 135 | 270 | 100,0 | 50,0 | | 2 | 0 | 270 | | 50,0 |
| 12066196000 | Lübbenau/Spreewald | 56 | 38 | 348 | 236 | 5,4 | 26,3 | 69 | 69 | 429 | 428 | 76,8 | 81,2 |
| 12066202000 | Luckaitztal | | 2 | 0 | 247 | | 0,0 | 2 | 4 | 248 | 493 | 100,0 | 75,0 |
| 12066226000 | Neu-Seeland | 6 | 9 | 1.014 | 1.523 | 83,3 | 0,0 | | 3 | 0 | 508 | | 100,0 |
| 12066228000 | Neupetershain | 1 | 2 | 84 | 163 | 0,0 | 0,0 | 2 | 4 | 167 | 325 | 100,0 | 100,0 |
| 12066240000 | Ortrand | 7 | 3 | 327 | 140 | 57,1 | 0,0 | 12 | 12 | 561 | 560 | 91,7 | 100,0 |
| 12066272000 | Ruhland | 74 | 14 | 2.025 | 379 | 44,6 | 28,6 | 23 | 19 | 629 | 514 | 87,0 | 94,7 |
| 12066285000 | Schipkau | 112 | 22 | 1.647 | 325 | 50,9 | 27,3 | 75 | 88 | 1.103 | 1.301 | 50,7 | 44,3 |
| 12066292000 | Schwarzbach | 1 | | 153 | 0 | 0,0 | | 2 | 1 | 306 | 151 | 50,0 | 0,0 |
| 12066296000 | Schwarzheide | 13 | 22 | 229 | 385 | 7,7 | 22,7 | 23 | 27 | 405 | 473 | 82,6 | 66,7 |
| 12066304000 | Senftenberg | 62 | 90 | 252 | 363 | 19,4 | 11,1 | 172 | 124 | 700 | 501 | 76,2 | 79,8 |
| 12066316000 | Tettau | 1 | 1 | 129 | 128 | 0,0 | 0,0 | 1 | | 129 | 0 | 100,0 | |
| 12066320000 | Vetschau/Spreewald | 20 | 41 | 244 | 494 | 5,0 | 9,8 | 61 | 65 | 746 | 783 | 67,2 | 70,8 |
| 12067000000 | Landkreis Oder-Spree | 619 | 614 | 347 | 343 | 8,2 | 7,2 | 1.202 | 1.316 | 674 | 736 | 64,2 | 67,2 |
| 12067024000 | Bad Saarow | 12 | 14 | 214 | 256 | 0,0 | 35,7 | 17 | 13 | 303 | 238 | 52,9 | 61,5 |
| 12067036000 | Beeskow | 12 | 17 | 149 | 210 | 0,0 | 5,9 | 58 | 41 | 718 | 506 | 67,2 | 63,4 |
| 12067040000 | Berkenbrück | 14 | 7 | 1.393 | 697 | 14,3 | 57,1 | 6 | 13 | 597 | 1.294 | 50,0 | 100,0 |
| 12067072000 | Briesen (Mark) | 24 | 29 | 858 | 1.042 | 33,3 | 10,3 | 14 | 25 | 501 | 898 | 92,9 | 84,0 |
| 12067076000 | Brieskow-Finkenheerd | 1 | 2 | 44 | 87 | 0,0 | 0,0 | 26 | 14 | 1.147 | 609 | 73,1 | 57,1 |
| 12067112000 | Diensdorf-Radlow | 1 | | 169 | 0 | 0,0 | | 3 | 3 | 508 | 529 | 0,0 | 66,7 |

Auszug aus PKS des Landes Brandenburg
Kennzahlen für ausgewählte Deliktsbereiche

| Schlüssel | Bezeichnung | Diebstahl an/aus KFZ | | | | | | Betrug | | | | | |
|-------------|-----------------------|----------------------|------|-------|-------|---------|------|------------|------|-------|-------|---------|-------|
| | | 2018 | 2017 | 2018 | 2017 | 2018 | 2017 | 2018 | 2017 | 2018 | 2017 | 2018 | 2017 |
| | | erf. Fälle | | HZ | | AQ in % | | erf. Fälle | | HZ | | AQ in % | |
| 12067120000 | Eisenhüttenstadt | 48 | 82 | 192 | 311 | 0,0 | 4,9 | 193 | 173 | 770 | 657 | 58,5 | 70,5 |
| 12067124000 | Erkner | 54 | 60 | 457 | 513 | 1,9 | 0,0 | 150 | 207 | 1.269 | 1.770 | 70,0 | 75,8 |
| 12067137000 | Friedland | 6 | 4 | 203 | 134 | 0,0 | 0,0 | 4 | 8 | 135 | 269 | 25,0 | 62,5 |
| 12067144000 | Fürstenwalde/Spree | 106 | 101 | 330 | 315 | 6,6 | 8,9 | 288 | 394 | 897 | 1.230 | 79,2 | 72,8 |
| 12067173000 | Gosen-Neu Zittau | 25 | 12 | 789 | 391 | 0,0 | 0,0 | 14 | 15 | 442 | 488 | 50,0 | 46,7 |
| 12067180000 | Groß Lindow | | 3 | 0 | 175 | | 0,0 | 5 | 5 | 292 | 291 | 100,0 | 20,0 |
| 12067201000 | Grünheide (Mark) | 63 | 85 | 736 | 1.006 | 4,8 | 1,2 | 49 | 71 | 573 | 840 | 73,5 | 85,9 |
| 12067205000 | Grunow-Dammendorf | 3 | 1 | 601 | 199 | 0,0 | 0,0 | 5 | 1 | 1.002 | 199 | 100,0 | 100,0 |
| 12067237000 | Jacobsdorf | 15 | 26 | 791 | 1.378 | 13,3 | 38,5 | 62 | 50 | 3.270 | 2.650 | 53,2 | 46,0 |
| 12067288000 | Langewahl | 2 | 1 | 240 | 119 | 0,0 | 0,0 | | 1 | 0 | 119 | | 0,0 |
| 12067292000 | Lawitz | 4 | | 681 | 0 | 0,0 | | 3 | | 511 | 0 | 33,3 | |
| 12067324000 | Mixdorf | 1 | 1 | 110 | 110 | 0,0 | 0,0 | 4 | 2 | 441 | 219 | 25,0 | 0,0 |
| 12067336000 | Müllrose | 5 | 7 | 109 | 153 | 0,0 | 0,0 | 23 | 18 | 501 | 394 | 34,8 | 50,0 |
| 12067338000 | Neißemünde | 9 | 2 | 547 | 126 | 0,0 | 0,0 | 3 | 3 | 182 | 189 | 100,0 | 100,0 |
| 12067357000 | Neuzelle | 9 | 11 | 210 | 257 | 0,0 | 9,1 | 13 | 9 | 304 | 210 | 30,8 | 55,6 |
| 12067397000 | Ragow-Merz | 1 | | 195 | 0 | 0,0 | | 2 | | 389 | 0 | 0,0 | |
| 12067408000 | Rauen | 2 | | 101 | 0 | 0,0 | | 5 | 3 | 253 | 151 | 60,0 | 33,3 |
| 12067413000 | Reichenwalde | 1 | 2 | 89 | 176 | 0,0 | 0,0 | 1 | 9 | 89 | 791 | 100,0 | 22,2 |
| 12067426000 | Rietz-Neuendorf | 10 | 6 | 245 | 146 | 30,0 | 0,0 | 9 | 15 | 221 | 365 | 77,8 | 66,7 |
| 12067438000 | Schlaubetal | | | 0 | 0 | | | 4 | 3 | 216 | 163 | 25,0 | 66,7 |
| 12067440000 | Schöneiche bei Berlin | 34 | 39 | 272 | 316 | 0,0 | 5,1 | 58 | 44 | 464 | 357 | 53,4 | 38,6 |
| 12067458000 | Siehdichum | 1 | | 64 | 0 | 0,0 | | 7 | | 451 | 0 | 28,6 | |
| 12067469000 | Spreehagen | 63 | 23 | 1.929 | 712 | 25,4 | 8,7 | 17 | 14 | 521 | 433 | 52,9 | 71,4 |
| 12067473000 | Steinhöfel | 4 | 6 | 91 | 137 | 25,0 | 0,0 | 16 | 14 | 363 | 320 | 62,5 | 50,0 |
| 12067481000 | Storkow (Mark) | 27 | 19 | 297 | 209 | 0,0 | 5,3 | 62 | 72 | 682 | 794 | 33,9 | 34,7 |
| 12067493000 | Tauche | 6 | 5 | 157 | 129 | 0,0 | 0,0 | 16 | 17 | 419 | 439 | 75,0 | 76,5 |
| 12067508000 | Vogelsang | | 4 | 0 | 550 | | 0,0 | 1 | | 139 | 0 | 100,0 | |
| 12067520000 | Wendisch Rietz | 4 | 4 | 254 | 261 | 0,0 | 0,0 | 5 | 7 | 318 | 457 | 60,0 | 28,6 |
| 12067528000 | Wiesenu | 5 | 1 | 406 | 79 | 0,0 | 0,0 | 7 | 5 | 568 | 397 | 71,4 | 100,0 |
| 12067544000 | Woltersdorf | 47 | 40 | 574 | 490 | 17,0 | 2,5 | 36 | 30 | 439 | 368 | 47,2 | 60,0 |
| 12067552000 | Ziltendorf | | | 0 | 0 | | | 16 | 17 | 1.059 | 1.113 | 100,0 | 82,4 |

Auszug aus PKS des Landes Brandenburg
Kennzahlen für ausgewählte Deliktsbereiche

| Schlüssel | Bezeichnung | Diebstahl an/aus KFZ | | | | | | Betrug | | | | | |
|-------------|-------------------------------------|----------------------|-------|-------|-------|---------|-------|------------|-------|--------|--------|---------|-------|
| | | 2018 | 2017 | 2018 | 2017 | 2018 | 2017 | 2018 | 2017 | 2018 | 2017 | 2018 | 2017 |
| | | erf. Fälle | | HZ | | AQ in % | | erf. Fälle | | HZ | | AQ in % | |
| 12068000000 | Landkreis Ostprignitz-Ruppin | 266 | 355 | 268 | 357 | 27,4 | 12,1 | 1.233 | 911 | 1.241 | 916 | 78,6 | 69,0 |
| 12068052000 | Breddin | 2 | | 225 | 0 | 0,0 | | 5 | 5 | 563 | 564 | 80,0 | 100,0 |
| 12068072000 | Dabergotz | 2 | 3 | 322 | 491 | 0,0 | 0,0 | 3 | 2 | 482 | 327 | 100,0 | 100,0 |
| 12068109000 | Dreetz | | 5 | 0 | 436 | | 0,0 | 4 | 23 | 351 | 2.005 | 100,0 | 91,3 |
| 12068117000 | Fehrbellin | 65 | 50 | 731 | 565 | 43,1 | 6,0 | 75 | 99 | 844 | 1.119 | 65,3 | 53,5 |
| 12068181000 | Heiligengrabe | 13 | 22 | 296 | 497 | 38,5 | 4,5 | 28 | 18 | 639 | 407 | 50,0 | 55,6 |
| 12068188000 | Herzberg (Mark) | | 1 | 0 | 152 | | 100,0 | 2 | 3 | 306 | 455 | 50,0 | 100,0 |
| 12068264000 | Kyritz | 11 | 17 | 117 | 185 | 27,3 | 11,8 | 74 | 122 | 789 | 1.327 | 93,2 | 94,3 |
| 12068280000 | Lindow (Mark) | 5 | 6 | 164 | 198 | 0,0 | 16,7 | 21 | 7 | 688 | 231 | 81,0 | 85,7 |
| 12068306000 | Märkisch Linden | 1 | 6 | 85 | 511 | 0,0 | 16,7 | 3 | 12 | 254 | 1.022 | 100,0 | 100,0 |
| 12068320000 | Neuruppin | 58 | 78 | 188 | 251 | 10,3 | 9,0 | 636 | 255 | 2.059 | 822 | 93,4 | 79,2 |
| 12068324000 | Neustadt (Dosse) | 10 | 17 | 290 | 499 | 20,0 | 41,2 | 15 | 30 | 434 | 881 | 46,7 | 40,0 |
| 12068353000 | Rheinsberg | 18 | 35 | 222 | 429 | 33,3 | 0,0 | 63 | 55 | 777 | 674 | 88,9 | 81,8 |
| 12068372000 | Rüthnick | | | 0 | 0 | | | 1 | | 212 | 0 | 0,0 | |
| 12068409000 | Sieversdorf-Hohenofen | 2 | 2 | 287 | 280 | 0,0 | 0,0 | 8 | 3 | 1.148 | 420 | 100,0 | 100,0 |
| 12068413000 | Storbeck-Frankendorf | | | 0 | 0 | | | | | 0 | 0 | | |
| 12068417000 | Stüdenitz-Schönermark | | | 0 | 0 | | | | 2 | 0 | 345 | | 100,0 |
| 12068425000 | Temnitzquell | 10 | 16 | 1.319 | 2.119 | 0,0 | 25,0 | 1 | 2 | 132 | 265 | 100,0 | 100,0 |
| 12068426000 | Temnitztal | 5 | 1 | 347 | 68 | 20,0 | 0,0 | 2 | 2 | 139 | 137 | 150,0 | 50,0 |
| 12068437000 | Vielitzsee | | 1 | 0 | 218 | | 0,0 | 2 | 1 | 432 | 218 | 100,0 | 100,0 |
| 12068452000 | Walsleben | 6 | 14 | 763 | 1.765 | 0,0 | 7,1 | 172 | 155 | 21.883 | 19.546 | 34,3 | 40,0 |
| 12068468000 | Wittstock/Dosse | 50 | 72 | 350 | 504 | 42,0 | 16,7 | 94 | 92 | 658 | 644 | 56,4 | 58,7 |
| 12068477000 | Wusterhausen/Dosse | 8 | 9 | 136 | 151 | 12,5 | 33,3 | 20 | 23 | 340 | 386 | 90,0 | 78,3 |
| 12068501000 | Zernitz-Lohm | | | 0 | 0 | | | 4 | | 463 | 0 | 100,0 | |
| 12069000000 | Landkreis Potsdam-Mittelmark | 954 | 1.095 | 447 | 516 | 11,2 | 20,9 | 1.274 | 1.362 | 598 | 642 | 59,9 | 65,1 |
| 12069017000 | Beelitz | 57 | 46 | 468 | 378 | 3,5 | 8,7 | 28 | 46 | 230 | 378 | 71,4 | 82,6 |
| 12069018000 | Beetzsee | 4 | 3 | 154 | 118 | 0,0 | 0,0 | 2 | 7 | 77 | 274 | 100,0 | 85,7 |
| 12069019000 | Beetzseeheide | | 2 | 0 | 286 | | 0,0 | 1 | | 145 | 0 | 0,0 | |
| 12069020000 | Bad Belzig | 23 | 24 | 207 | 216 | 0,0 | 4,2 | 66 | 55 | 593 | 495 | 68,2 | 81,8 |
| 12069028000 | Bensdorf | 3 | 5 | 247 | 405 | 0,0 | 0,0 | 1 | 5 | 82 | 405 | 100,0 | 100,0 |
| 12069052000 | Borkheide | 2 | 2 | 100 | 102 | 0,0 | 0,0 | 5 | 9 | 250 | 461 | 60,0 | 66,7 |
| 12069056000 | Borkwalde | 1 | 2 | 67 | 134 | 0,0 | 0,0 | 4 | 4 | 269 | 269 | 100,0 | 75,0 |
| 12069076000 | Brück | 3 | 4 | 75 | 100 | 33,3 | 0,0 | 15 | 13 | 374 | 325 | 86,7 | 53,8 |

Auszug aus PKS des Landes Brandenburg
Kennzahlen für ausgewählte Deliktbereiche

| Schlüssel | Bezeichnung | Diebstahl an/aus KFZ | | | | | | Betrug | | | | | |
|-------------|--------------------|----------------------|------|-------|-------|---------|------|------------|------|-------|-------|---------|-------|
| | | 2018 | 2017 | 2018 | 2017 | 2018 | 2017 | 2018 | 2017 | 2018 | 2017 | 2018 | 2017 |
| | | erf. Fälle | | HZ | | AQ in % | | erf. Fälle | | HZ | | AQ in % | |
| 12069089000 | Buckautal | | 1 | 0 | 202 | | 0,0 | 5 | 10 | 1.022 | 2.016 | 60,0 | 80,0 |
| 12069216000 | Golzow | 2 | 1 | 151 | 76 | 0,0 | 0,0 | 4 | | 301 | 0 | 75,0 | |
| 12069224000 | Görzke | 1 | 2 | 81 | 162 | 0,0 | 50,0 | 5 | 4 | 407 | 324 | 60,0 | 75,0 |
| 12069232000 | Gräben | | 1 | 0 | 196 | | 0,0 | | 4 | 0 | 784 | | 75,0 |
| 12069249000 | Groß Kreuz/Emster | 11 | 24 | 131 | 290 | 0,0 | 4,2 | 29 | 41 | 346 | 495 | 75,9 | 92,7 |
| 12069270000 | Havelsee | 1 | 8 | 31 | 247 | 0,0 | 0,0 | 3 | 8 | 93 | 247 | 66,7 | 62,5 |
| 12069304000 | Kleinmachnow | 128 | 167 | 621 | 809 | 22,7 | 0,6 | 72 | 51 | 349 | 247 | 43,1 | 70,6 |
| 12069306000 | Kloster Lehnin | 35 | 45 | 323 | 413 | 14,3 | 17,8 | 51 | 38 | 470 | 349 | 58,8 | 50,0 |
| 12069345000 | Linthe | 56 | 37 | 6.140 | 4.129 | 1,8 | 62,2 | 36 | 46 | 3.947 | 5.134 | 55,6 | 41,3 |
| 12069397000 | Michendorf | 47 | 48 | 378 | 391 | 8,5 | 10,4 | 179 | 256 | 1.439 | 2.086 | 38,0 | 53,5 |
| 12069402000 | Mühlenfließ | 60 | 15 | 6.803 | 1.659 | 28,3 | 13,3 | 68 | 74 | 7.710 | 8.186 | 52,9 | 47,3 |
| 12069448000 | Niemegk | 5 | 10 | 245 | 492 | 0,0 | 10,0 | 9 | 10 | 441 | 492 | 55,6 | 50,0 |
| 12069454000 | Nuthetal | 20 | 18 | 220 | 201 | 5,0 | 5,6 | 49 | 48 | 540 | 536 | 65,3 | 70,8 |
| 12069460000 | Päwesin | | | 0 | 0 | | | 1 | | 200 | 0 | 100,0 | |
| 12069470000 | Planebruch | | | 0 | 0 | | | 1 | 1 | 99 | 98 | 100,0 | 100,0 |
| 12069474000 | Planetal | | | 0 | 0 | | | 1 | | 108 | 0 | 100,0 | |
| 12069485000 | Rabenstein/Fläming | 11 | 12 | 1.350 | 1.496 | 18,2 | 41,7 | | 3 | 0 | 374 | | 66,7 |
| 12069537000 | Rosenau | | 1 | 0 | 107 | | 0,0 | 5 | 1 | 546 | 107 | 20,0 | 100,0 |
| 12069541000 | Roskow | | 3 | 0 | 253 | | 33,3 | 1 | | 85 | 0 | 100,0 | |
| 12069590000 | Schwielowsee | 36 | 52 | 339 | 492 | 5,6 | 32,7 | 34 | 41 | 320 | 388 | 67,6 | 70,7 |
| 12069596000 | Seddiner See | 95 | 26 | 2.063 | 585 | 1,1 | 0,0 | 23 | 18 | 499 | 405 | 69,6 | 88,9 |
| 12069604000 | Stahnsdorf | 56 | 102 | 367 | 669 | 8,9 | 3,9 | 52 | 45 | 341 | 295 | 59,6 | 75,6 |
| 12069616000 | Teltow | 104 | 105 | 404 | 409 | 25,0 | 3,8 | 151 | 146 | 586 | 569 | 53,6 | 64,4 |
| 12069632000 | Treuenbrietzen | 12 | 8 | 161 | 107 | 8,3 | 0,0 | 31 | 19 | 415 | 255 | 74,2 | 78,9 |
| 12069648000 | Wenzlow | 2 | 3 | 365 | 552 | 0,0 | 33,3 | 1 | | 182 | 0 | 100,0 | |
| 12069656000 | Werder (Havel) | 60 | 122 | 234 | 481 | 6,7 | 6,6 | 205 | 219 | 798 | 864 | 78,0 | 74,9 |
| 12069665000 | Wiesenburg/Mark | 7 | 4 | 164 | 93 | 0,0 | 0,0 | 18 | 22 | 421 | 511 | 88,9 | 81,8 |
| 12069680000 | Wollin | 17 | 2 | 2.021 | 237 | 0,0 | 0,0 | 4 | 15 | 476 | 1.777 | 25,0 | 13,3 |
| 12069688000 | Wusterwitz | 2 | 2 | 66 | 66 | 0,0 | 0,0 | 21 | 16 | 689 | 526 | 95,2 | 100,0 |
| 12069696000 | Ziesar | 93 | 188 | 3.808 | 7.692 | 6,5 | 75,0 | 93 | 87 | 3.808 | 3.560 | 46,2 | 49,4 |

Auszug aus PKS des Landes Brandenburg
Kennzahlen für ausgewählte Deliktsbereiche

| Schlüssel | Bezeichnung | Diebstahl an/aus KFZ | | | | | | Betrug | | | | | |
|--------------------|------------------------------|----------------------|------------|------------|------------|------------|-------------|------------|------------|------------|------------|-------------|-------------|
| | | 2018 | 2017 | 2018 | 2017 | 2018 | 2017 | 2018 | 2017 | 2018 | 2017 | 2018 | 2017 |
| | | erf. Fälle | | HZ | | AQ in % | | erf. Fälle | | HZ | | AQ in % | |
| 1207000000 | Landkreis Prignitz | 196 | 175 | 254 | 225 | 7,7 | 23,4 | 422 | 422 | 546 | 542 | 84,1 | 83,4 |
| 12070008000 | Bad Wilsnack | 5 | 9 | 194 | 349 | 20,0 | 0,0 | 47 | 6 | 1.825 | 233 | 91,5 | 83,3 |
| 12070028000 | Berge | 5 | 1 | 667 | 130 | 20,0 | 0,0 | 1 | | 133 | 0 | 0,0 | |
| 12070052000 | Breese | 1 | 1 | 67 | 68 | 0,0 | 0,0 | 1 | 4 | 67 | 272 | 100,0 | 50,0 |
| 12070060000 | Cumlosen | | | 0 | 0 | | | 1 | | 140 | 0 | 100,0 | |
| 12070096000 | Gerdshagen | 1 | 1 | 203 | 200 | 0,0 | 0,0 | | | 0 | 0 | | |
| 12070125000 | Groß Pankow (Prignitz) | 4 | 2 | 103 | 50 | 0,0 | 50,0 | 16 | 4 | 413 | 101 | 93,8 | 75,0 |
| 12070145000 | Gülitz-Reetz | | | 0 | 0 | | | | 1 | 0 | 214 | | 100,0 |
| 12070149000 | Gumtow | 4 | 1 | 119 | 29 | 0,0 | 0,0 | 2 | 3 | 59 | 88 | 50,0 | 66,7 |
| 12070153000 | Halenbeck-Rohlsdorf | | | 0 | 0 | | | 1 | | 197 | 0 | 0,0 | |
| 12070173000 | Karstädt | 9 | 5 | 150 | 83 | 22,2 | 20,0 | 20 | 14 | 334 | 233 | 65,0 | 100,0 |
| 12070222000 | Kümmernitztal | | 7 | 0 | 1.832 | | 71,4 | | 1 | 0 | 262 | | 0,0 |
| 12070236000 | Lanz | 2 | 1 | 270 | 135 | 0,0 | 0,0 | 1 | | 135 | 0 | 100,0 | |
| 12070241000 | Legde/Quitzebel | 1 | 1 | 166 | 168 | 0,0 | 0,0 | | | 0 | 0 | | |
| 12070244000 | Lenzen (Elbe) | 2 | 3 | 94 | 139 | 50,0 | 0,0 | 7 | 8 | 328 | 370 | 100,0 | 62,5 |
| 12070246000 | Lenzerwische | 1 | 1 | 224 | 223 | 100,0 | 0,0 | 1 | | 224 | 0 | 100,0 | |
| 12070266000 | Marienfließ | | | 0 | 0 | | | 1 | 2 | 141 | 289 | 100,0 | 50,0 |
| 12070280000 | Meyenburg | 5 | 3 | 238 | 141 | 0,0 | 0,0 | 8 | 36 | 380 | 1.693 | 75,0 | 86,1 |
| 12070296000 | Perleberg | 29 | 27 | 235 | 218 | 10,3 | 48,1 | 78 | 81 | 633 | 655 | 80,8 | 86,4 |
| 12070300000 | Pirow | 1 | 3 | 229 | 664 | 0,0 | 66,7 | 2 | 3 | 459 | 664 | 0,0 | 100,0 |
| 12070302000 | Plattenburg | 7 | 6 | 211 | 176 | 14,3 | 0,0 | 17 | 11 | 511 | 322 | 100,0 | 63,6 |
| 12070316000 | Pritzwalk | 42 | 33 | 350 | 274 | 4,8 | 27,3 | 55 | 62 | 458 | 515 | 70,9 | 69,4 |
| 12070325000 | Putlitz | 11 | 10 | 406 | 365 | 9,1 | 10,0 | 4 | 3 | 148 | 110 | 50,0 | 100,0 |
| 12070348000 | Rühstädt | 2 | 1 | 426 | 212 | 0,0 | 0,0 | | | 0 | 0 | | |
| 12070393000 | Triglitz | 18 | 9 | 3.586 | 1.887 | 0,0 | 66,7 | 1 | | 199 | 0 | 100,0 | |
| 12070416000 | Weisen | | 2 | 0 | 207 | | 0,0 | 7 | 2 | 734 | 207 | 100,0 | 100,0 |
| 12070424000 | Wittenberge | 46 | 48 | 267 | 277 | 4,3 | 6,3 | 151 | 181 | 878 | 1.045 | 90,1 | 88,4 |
| 12071000000 | Landkreis Spree-Neiße | 294 | 337 | 255 | 288 | 5,8 | 6,5 | 639 | 590 | 553 | 505 | 74,0 | 80,5 |
| 12071028000 | Briesen | | | 0 | 0 | | | 3 | | 393 | 0 | 66,7 | |
| 12071032000 | Burg (Spreewald) | 3 | 9 | 70 | 208 | 0,0 | 0,0 | 18 | 10 | 421 | 232 | 27,8 | 90,0 |
| 12071041000 | Dissen-Striesow | 1 | 2 | 102 | 201 | 0,0 | 0,0 | 3 | 3 | 305 | 302 | 66,7 | 66,7 |
| 12071044000 | Döbern | 5 | 10 | 154 | 304 | 0,0 | 10,0 | 5 | 7 | 154 | 213 | 80,0 | 85,7 |
| 12071052000 | Drachhausen | | 2 | 0 | 249 | | 0,0 | 2 | 2 | 250 | 249 | 100,0 | 100,0 |

Auszug aus PKS des Landes Brandenburg
Kennzahlen für ausgewählte Deliktsbereiche

| Schlüssel | Bezeichnung | Diebstahl an/aus KFZ | | | | | | Betrug | | | | | |
|--------------------|---------------------------------|----------------------|------------|------------|------------|-------------|------------|------------|--------------|------------|------------|-------------|-------------|
| | | 2018 | 2017 | 2018 | 2017 | 2018 | 2017 | 2018 | 2017 | 2018 | 2017 | 2018 | 2017 |
| | | erf. Fälle | | HZ | | AQ in % | | erf. Fälle | | HZ | | AQ in % | |
| 12071057000 | Drebkau | 11 | 4 | 197 | 71 | 0,0 | 25,0 | 69 | 31 | 1.237 | 553 | 79,7 | 61,3 |
| 12071060000 | Drehnow | | | 0 | 0 | | | | 1 | 0 | 186 | | 100,0 |
| 12071074000 | Felixsee | 2 | | 105 | 0 | 0,0 | | 1 | 1 | 53 | 52 | 100,0 | 100,0 |
| 12071076000 | Forst (Lausitz) | 83 | 81 | 452 | 434 | 4,8 | 7,4 | 187 | 200 | 1.019 | 1.072 | 76,5 | 80,0 |
| 12071153000 | Groß Schacksdorf-Simmersdorf | 1 | 3 | 98 | 269 | 0,0 | 33,3 | 3 | 12 | 293 | 1.077 | 100,0 | 83,3 |
| 12071160000 | Guben | 62 | 60 | 361 | 343 | 0,0 | 3,3 | 96 | 67 | 559 | 383 | 64,6 | 70,1 |
| 12071164000 | Guhrow | | | 0 | 0 | | | | | 0 | 0 | | |
| 12071176000 | Heinersbrück | 1 | 5 | 175 | 862 | 0,0 | 0,0 | 1 | 1 | 175 | 172 | 100,0 | 100,0 |
| 12071189000 | Jämlitz-Klein Düben | 1 | 1 | 214 | 211 | 0,0 | 0,0 | 4 | | 855 | 0 | 100,0 | |
| 12071193000 | Jänschwalde | 10 | 12 | 651 | 768 | 0,0 | 8,3 | 4 | 11 | 260 | 704 | 50,0 | 100,0 |
| 12071244000 | Kolkwitz | 17 | 18 | 185 | 196 | 17,6 | 22,2 | 40 | 33 | 435 | 359 | 82,5 | 81,8 |
| 12071294000 | Neiße-Malxetal | | 6 | 0 | 369 | | 0,0 | 4 | 2 | 246 | 123 | 50,0 | 100,0 |
| 12071301000 | Neuhausen/Spree | 3 | 3 | 61 | 61 | 0,0 | 0,0 | 28 | 53 | 567 | 1.070 | 92,9 | 94,3 |
| 12071304000 | Peitz | 16 | 20 | 367 | 455 | 12,5 | 0,0 | 24 | 33 | 550 | 750 | 62,5 | 87,9 |
| 12071337000 | Schenkendöbern | 2 | 5 | 55 | 138 | 50,0 | 0,0 | 12 | 10 | 332 | 277 | 50,0 | 100,0 |
| 12071341000 | Schmogrow-Fehrow | | | 0 | 0 | | | 1 | 1 | 127 | 126 | 100,0 | 0,0 |
| 12071372000 | Spremberg | 62 | 67 | 276 | 295 | 9,7 | 9,0 | 115 | 91 | 512 | 400 | 77,4 | 78,0 |
| 12071384000 | Tauer | | | 0 | 0 | | | 1 | | 144 | 0 | 100,0 | |
| 12071386000 | Teichland | 1 | 6 | 89 | 525 | 0,0 | 0,0 | 5 | 5 | 447 | 437 | 80,0 | 100,0 |
| 12071392000 | Tschernitz | 1 | 3 | 81 | 239 | 0,0 | 0,0 | 4 | 3 | 323 | 239 | 75,0 | 100,0 |
| 12071401000 | Turnow-Preilack | | 1 | 0 | 87 | | 0,0 | | | 0 | 0 | | |
| 12071408000 | Welzow | 9 | 4 | 258 | 113 | 11,1 | 0,0 | 6 | 7 | 172 | 197 | 66,7 | 85,7 |
| 12071412000 | Werben | 3 | | 177 | 0 | 0,0 | | 1 | | 59 | 0 | 100,0 | |
| 12071414000 | Wiesengrund | | 15 | 0 | 1.091 | | 0,0 | 2 | 6 | 144 | 436 | 100,0 | 50,0 |
| 12072000000 | Landkreis Teltow-Fläming | 607 | 744 | 364 | 452 | 17,3 | 8,6 | 976 | 1.075 | 585 | 652 | 68,5 | 78,2 |
| 12072002000 | Am Mellensee | 9 | 8 | 133 | 120 | 0,0 | 37,5 | 33 | 13 | 489 | 194 | 60,6 | 46,2 |
| 12072014000 | Baruth/Mark | 20 | 19 | 483 | 461 | 5,0 | 0,0 | 17 | 28 | 411 | 679 | 58,8 | 64,3 |
| 12072017000 | Blankenfelde-Mahlow | 91 | 166 | 332 | 617 | 11,0 | 6,6 | 139 | 162 | 508 | 602 | 62,6 | 76,5 |
| 12072053000 | Dahme/Mark | 4 | 4 | 81 | 80 | 0,0 | 0,0 | 18 | 15 | 365 | 300 | 94,4 | 86,7 |
| 12072055000 | Dahmetal | 2 | 1 | 420 | 210 | 50,0 | 0,0 | | | 0 | 0 | | |
| 12072120000 | Großbeeren | 45 | 78 | 536 | 948 | 6,7 | 1,3 | 64 | 64 | 763 | 778 | 59,4 | 56,3 |
| 12072157000 | Ihlow | | | 0 | 0 | | | 1 | | 146 | 0 | 100,0 | |
| 12072169000 | Jüterbog | 34 | 44 | 274 | 357 | 32,4 | 9,1 | 73 | 49 | 589 | 398 | 78,1 | 75,5 |

Auszug aus PKS des Landes Brandenburg
Kennzahlen für ausgewählte Deliktsbereiche

| Schlüssel | Bezeichnung | Diebstahl an/aus KFZ | | | | | | Betrug | | | | | |
|-------------|----------------------------|----------------------|------------|------------|------------|------------|-------------|------------|------------|------------|------------|-------------|-------------|
| | | 2018 | 2017 | 2018 | 2017 | 2018 | 2017 | 2018 | 2017 | 2018 | 2017 | 2018 | 2017 |
| | | erf. Fälle | | HZ | | AQ in % | | erf. Fälle | | HZ | | AQ in % | |
| 12072232000 | Luckenwalde | 100 | 81 | 484 | 395 | 11,0 | 17,3 | 172 | 206 | 832 | 1.004 | 68,6 | 77,2 |
| 12072240000 | Ludwigfelde | 166 | 184 | 647 | 729 | 31,3 | 6,5 | 172 | 179 | 670 | 709 | 70,9 | 79,3 |
| 12072297000 | Niedergörsdorf | 8 | 6 | 131 | 98 | 0,0 | 0,0 | 28 | 32 | 457 | 524 | 82,1 | 93,8 |
| 12072298000 | Niederer Fläming | 7 | 3 | 227 | 97 | 0,0 | 0,0 | 5 | 3 | 162 | 97 | 40,0 | 33,3 |
| 12072312000 | Nuthe-Urstromtal | 5 | 11 | 76 | 166 | 20,0 | 9,1 | 10 | 25 | 152 | 377 | 100,0 | 60,0 |
| 12072340000 | Rangsdorf | 35 | 45 | 310 | 403 | 2,9 | 2,2 | 53 | 59 | 470 | 529 | 64,2 | 86,4 |
| 12072426000 | Trebbin | 29 | 29 | 307 | 306 | 10,3 | 17,2 | 52 | 61 | 551 | 644 | 80,8 | 90,2 |
| 12072477000 | Zossen | 52 | 65 | 275 | 359 | 21,2 | 18,5 | 139 | 179 | 735 | 988 | 63,3 | 86,0 |
| 12073000000 | Landkreis Uckermark | 215 | 217 | 179 | 180 | 7,4 | 10,6 | 936 | 722 | 778 | 597 | 78,6 | 79,4 |
| 12073008000 | Angermünde | 30 | 30 | 217 | 217 | 13,3 | 3,3 | 152 | 104 | 1.099 | 754 | 90,1 | 89,4 |
| 12073032000 | Berkholz-Meyenburg | 1 | 2 | 82 | 159 | 0,0 | 0,0 | | 2 | 0 | 159 | | 50,0 |
| 12073069000 | Boitzenburger Land | 2 | 3 | 63 | 95 | 0,0 | 0,0 | 12 | 6 | 381 | 189 | 75,0 | 66,7 |
| 12073085000 | Brüssow | 2 | 1 | 108 | 53 | 0,0 | 0,0 | 16 | 2 | 861 | 106 | 75,0 | 0,0 |
| 12073093000 | Carmzow-Wallmow | 2 | | 326 | 0 | 0,0 | | 2 | 1 | 326 | 157 | 150,0 | 0,0 |
| 12073097000 | Casekow | 3 | 3 | 159 | 158 | 0,0 | 33,3 | 10 | 8 | 529 | 422 | 70,0 | 100,0 |
| 12073157000 | Flieth-Stegelitz | 3 | 2 | 560 | 369 | 33,3 | 50,0 | 1 | 1 | 187 | 185 | 0,0 | 100,0 |
| 12073189000 | Gartz (Oder) | 2 | | 78 | 0 | 50,0 | | 7 | 8 | 275 | 318 | 28,6 | 100,0 |
| 12073201000 | Gerswalde | | | 0 | 0 | | | 11 | 4 | 702 | 251 | 90,9 | 50,0 |
| 12073216000 | Göritz | | | 0 | 0 | | | 1 | 1 | 124 | 126 | 0,0 | 100,0 |
| 12073225000 | Gramzow | 3 | | 162 | 0 | 0,0 | | 4 | 4 | 216 | 211 | 50,0 | 25,0 |
| 12073261000 | Grünow | | 2 | 0 | 216 | | 0,0 | | | 0 | 0 | | |
| 12073309000 | Hohenseelchow-Groß Pinnow | | | 0 | 0 | | | 2 | | 256 | 0 | 0,0 | |
| 12073384000 | Lychen | 8 | 1 | 249 | 31 | 0,0 | 100,0 | 19 | 15 | 592 | 466 | 42,1 | 73,3 |
| 12073386000 | Mark Landin | | | 0 | 0 | | | 9 | 3 | 888 | 301 | 66,7 | 100,0 |
| 12073393000 | Mescherin | 2 | | 242 | 0 | 0,0 | | 8 | 3 | 970 | 374 | 62,5 | 100,0 |
| 12073396000 | Milmersdorf | 4 | 2 | 276 | 138 | 25,0 | 0,0 | 8 | 4 | 553 | 276 | 75,0 | 50,0 |
| 12073404000 | Mittenwalde | | | 0 | 0 | | | 1 | 2 | 279 | 545 | 0,0 | 100,0 |
| 12073429000 | Nordwestuckermark | 1 | 2 | 24 | 47 | 0,0 | 0,0 | 7 | 3 | 165 | 70 | 57,1 | 66,7 |
| 12073430000 | Oberuckersee | 2 | 1 | 120 | 59 | 50,0 | 0,0 | 15 | 19 | 897 | 1.130 | 80,0 | 100,0 |
| 12073440000 | Pinnow | 2 | | 222 | 0 | 0,0 | | 5 | 19 | 556 | 2.169 | 100,0 | 100,0 |
| 12073452000 | Prenzlau | 28 | 48 | 147 | 249 | 10,7 | 12,5 | 163 | 167 | 853 | 866 | 69,3 | 76,6 |
| 12073458000 | Randowtal | 1 | 4 | 108 | 435 | 100,0 | 25,0 | 1 | 8 | 108 | 870 | 0,0 | 87,5 |
| 12073490000 | Schenkenberg | 1 | 2 | 160 | 328 | 0,0 | 0,0 | 2 | 3 | 320 | 493 | 100,0 | 66,7 |

Auszug aus PKS des Landes Brandenburg
Kennzahlen für ausgewählte Deliktsbereiche

| Schlüssel | Bezeichnung | Diebstahl an/aus KFZ | | | | | | Betrug | | | | | |
|-------------|--------------------|----------------------|------|-------|-------|---------|------|------------|------|-------|-------|---------|-------|
| | | 2018 | 2017 | 2018 | 2017 | 2018 | 2017 | 2018 | 2017 | 2018 | 2017 | 2018 | 2017 |
| | | erf. Fälle | | HZ | | AQ in % | | erf. Fälle | | HZ | | AQ in % | |
| 12073505000 | Schöneberg | 2 | 1 | 247 | 119 | 0,0 | 0,0 | 3 | 4 | 370 | 476 | 66,7 | 0,0 |
| 12073520000 | Schönfeld | 8 | 9 | 1.349 | 1.508 | 0,0 | 0,0 | 1 | | 169 | 0 | 0,0 | |
| 12073532000 | Schwedt/Oder | 84 | 63 | 279 | 209 | 4,8 | 14,3 | 364 | 225 | 1.210 | 745 | 84,6 | 76,9 |
| 12073565000 | Tantow | 1 | 1 | 125 | 128 | 0,0 | 0,0 | 10 | 11 | 1.248 | 1.410 | 90,0 | 90,9 |
| 12073569000 | Temmen-Ringenwalde | | 1 | 0 | 186 | | 0,0 | | 1 | 0 | 186 | | 100,0 |
| 12073572000 | Templin | 15 | 28 | 94 | 174 | 0,0 | 7,1 | 91 | 75 | 570 | 465 | 69,2 | 77,3 |
| 12073578000 | Uckerfelde | | 4 | 0 | 424 | | 0,0 | 3 | 3 | 322 | 318 | 133,3 | 66,7 |
| 12073579000 | Uckerland | 3 | 3 | 113 | 111 | 0,0 | 33,3 | 4 | 10 | 150 | 371 | 100,0 | 80,0 |
| 12073603000 | Passow | 5 | 4 | 344 | 273 | 0,0 | 0,0 | 2 | 6 | 138 | 410 | 100,0 | 66,7 |
| 12073645000 | Zichow | | | 0 | 0 | | | 2 | | 354 | 0 | 50,0 | |

Auszug aus PKS des Landes Brandenburg
Kennzahlen für ausgewählte Deliktsbereiche

| Schlüssel | Bezeichnung | Beförderungsererschleichung | | | | | | Tankbetrug | | | | | |
|--------------------|-------------------------------|-----------------------------|--------------|------------|------------|-------------|-------------|--------------|--------------|------------|------------|-------------|-------------|
| | | 2018 | 2017 | 2018 | 2017 | 2018 | 2017 | 2018 | 2017 | 2018 | 2017 | 2018 | 2017 |
| | | erf. Fälle | | HZ | | AQ in % | | erf. Fälle | | HZ | | AQ in % | |
| 12000000000 | Bundesland Brandenburg | 2.768 | 3.730 | 111 | 150 | 98,7 | 99,0 | 3.247 | 3.135 | 130 | 126 | 31,2 | 35,9 |
| 12051000000 | Brandenburg an der Havel | 280 | 471 | 390 | 657 | 98,9 | 99,2 | 44 | 52 | 61 | 73 | 47,7 | 40,4 |
| 12052000000 | Cottbus | 130 | 192 | 129 | 191 | 97,7 | 99,5 | 62 | 79 | 61 | 79 | 35,5 | 20,3 |
| 12053000000 | Frankfurt (Oder) | 154 | 368 | 264 | 632 | 100,0 | 98,4 | 43 | 40 | 74 | 69 | 14,0 | 10,0 |
| 12054000000 | Potsdam | 625 | 890 | 356 | 518 | 99,5 | 99,1 | 121 | 106 | 69 | 62 | 49,6 | 55,7 |
| 12060000000 | Landkreis Barnim | 216 | 257 | 119 | 143 | 97,7 | 99,2 | 264 | 266 | 146 | 148 | 31,1 | 31,2 |
| 12060005000 | Ahrensfelde | 1 | 2 | 8 | 15 | 100,0 | 100,0 | 25 | 32 | 188 | 245 | 32,0 | 31,3 |
| 12060012000 | Althüttendorf | | | 0 | 0 | | | | | 0 | 0 | | |
| 12060020000 | Bernau bei Berlin | 96 | 101 | 251 | 268 | 99,0 | 100,0 | 48 | 65 | 126 | 172 | 31,3 | 29,2 |
| 12060024000 | Biesenthal | 12 | 5 | 209 | 88 | 100,0 | 100,0 | 5 | 4 | 87 | 71 | 20,0 | 0,0 |
| 12060034000 | Breydin | | | 0 | 0 | | | | | 0 | 0 | | |
| 12060036000 | Britz | 4 | 5 | 191 | 235 | 100,0 | 100,0 | | | 0 | 0 | | |
| 12060045000 | Chorin | 17 | 12 | 733 | 524 | 100,0 | 100,0 | | | 0 | 0 | | |
| 12060052000 | Eberswalde | 42 | 78 | 104 | 195 | 97,6 | 97,4 | 64 | 53 | 159 | 132 | 17,2 | 17,0 |
| 12060068000 | Friedrichswalde | | | 0 | 0 | | | | | 0 | 0 | | |
| 12060092000 | Hohenfinow | 1 | | 190 | 0 | 100,0 | | | | 0 | 0 | | |
| 12060100000 | Joachimsthal | | | 0 | 0 | | | 3 | 5 | 89 | 145 | 33,3 | 20,0 |
| 12060128000 | Liepe | | | 0 | 0 | | | | | 0 | 0 | | |
| 12060149000 | Lunow-Stolzenhagen | | | 0 | 0 | | | | | 0 | 0 | | |
| 12060154000 | Marlenwerder | | | 0 | 0 | | | | | 0 | 0 | | |
| 12060161000 | Melchow | 8 | 8 | 842 | 858 | 87,5 | 100,0 | | | 0 | 0 | | |
| 12060172000 | Niederfinow | | | 0 | 0 | | | | | 0 | 0 | | |
| 12060176000 | Oderberg | | | 0 | 0 | | | | | 0 | 0 | | |
| 12060181000 | Panketal | 28 | 33 | 137 | 162 | 92,9 | 100,0 | 8 | 11 | 39 | 54 | 75,0 | 36,4 |
| 12060185000 | Parsteinsee | | | 0 | 0 | | | | | 0 | 0 | | |
| 12060192000 | Rüdnitz | 6 | 9 | 303 | 468 | 100,0 | 100,0 | | | 0 | 0 | | |
| 12060198000 | Schorfheide | | 1 | 0 | 10 | | 100,0 | 66 | 85 | 664 | 853 | 56,1 | 43,5 |
| 12060250000 | Sydower Fließ | | | 0 | 0 | | | | | 0 | 0 | | |
| 12060269000 | Wandlitz | 1 | 3 | 4 | 13 | 100,0 | 100,0 | 40 | 5 | 177 | 22 | 7,5 | 40,0 |
| 12060280000 | Werneuchen | | | 0 | 0 | | | 5 | 6 | 57 | 70 | 0,0 | 16,7 |
| 12060296000 | Ziethen | | | 0 | 0 | | | | | 0 | 0 | | |

Auszug aus PKS des Landes Brandenburg
Kennzahlen für ausgewählte Deliktbereiche

| Schlüssel | Bezeichnung | Beförderungsererschleichung | | | | | | Tankbetrug | | | | | |
|-------------|---------------------------|-----------------------------|------|-------|------|---------|-------|------------|------|-------|-------|---------|-------|
| | | 2018 | 2017 | 2018 | 2017 | 2018 | 2017 | 2018 | 2017 | 2018 | 2017 | 2018 | 2017 |
| | | erf. Fälle | | HZ | | AQ in % | | erf. Fälle | | HZ | | AQ in % | |
| 12061000000 | Landkreis Dahme-Spreewald | 193 | 146 | 115 | 88 | 98,4 | 100,0 | 552 | 491 | 330 | 296 | 21,7 | 30,3 |
| 12061005000 | Alt Zauche-Wußwerk | | | 0 | 0 | | | | | 0 | 0 | | |
| 12061017000 | Bersteland | | | 0 | 0 | | | | | 0 | 0 | | |
| 12061020000 | Bestensee | 2 | 2 | 26 | 27 | 100,0 | 100,0 | 5 | 6 | 64 | 80 | 100,0 | 100,0 |
| 12061061000 | Byhleguhre-Byhlen | | | 0 | 0 | | | | | 0 | 0 | | |
| 12061097000 | Drahnsdorf | | | 0 | 0 | | | | | 0 | 0 | | |
| 12061112000 | Eichwalde | 16 | 18 | 248 | 277 | 100,0 | 100,0 | | | 0 | 0 | | |
| 12061164000 | Golßen | | | 0 | 0 | | | 2 | 2 | 78 | 78 | 50,0 | 50,0 |
| 12061192000 | Groß Köris | 1 | 1 | 44 | 44 | 100,0 | 100,0 | 1 | | 44 | 0 | 0,0 | |
| 12061216000 | Halbe | 25 | 11 | 1.041 | 448 | 100,0 | 100,0 | | | 0 | 0 | | |
| 12061217000 | Heidesee | | | 0 | 0 | | | | | 0 | 0 | | |
| 12061219000 | Heideblick | 3 | | 84 | 0 | 100,0 | | | | 0 | 0 | | |
| 12061224000 | Jamlitz | | | 0 | 0 | | | | | 0 | 0 | | |
| 12061244000 | Kasel-Golzig | | | 0 | 0 | | | | | 0 | 0 | | |
| 12061260000 | Königs Wusterhausen | 43 | 34 | 117 | 93 | 95,3 | 100,0 | 59 | 78 | 161 | 214 | 35,6 | 52,6 |
| 12061265000 | Krausnick-Groß Wasserburg | | | 0 | 0 | | | | | 0 | 0 | | |
| 12061308000 | Lieberose | | | 0 | 0 | | | | | 0 | 0 | | |
| 12061316000 | Lübben (Spreewald) | 18 | 11 | 129 | 79 | 100,0 | 100,0 | 13 | 9 | 93 | 65 | 15,4 | 22,2 |
| 12061320000 | Luckau | 1 | | 10 | 0 | 0,0 | | 130 | 122 | 1.336 | 1.274 | 12,3 | 9,0 |
| 12061328000 | Märkisch Buchholz | | | 0 | 0 | | | | | 0 | 0 | | |
| 12061329000 | Märkische Heide | | | 0 | 0 | | | | | 0 | 0 | | |
| 12061332000 | Mittenwalde | | 1 | 0 | 11 | | 100,0 | 201 | 158 | 2.208 | 1.765 | 13,4 | 13,3 |
| 12061344000 | Münchehofe | | | 0 | 0 | | | | | 0 | 0 | | |
| 12061352000 | Neu Zauche | | | 0 | 0 | | | | | 0 | 0 | | |
| 12061405000 | Rietzneuendorf-Staakow | | | 0 | 0 | | | | | 0 | 0 | | |
| 12061428000 | Schlepzig | | | 0 | 0 | | | | | 0 | 0 | | |
| 12061433000 | Schönefeld | 59 | 36 | 403 | 250 | 100,0 | 100,0 | 124 | 103 | 848 | 714 | 33,1 | 59,2 |
| 12061435000 | Schönwald | | | 0 | 0 | | | | | 0 | 0 | | |
| 12061444000 | Schulzendorf | 2 | | 24 | 0 | 100,0 | | | | 0 | 0 | | |
| 12061448000 | Schwerin | | 1 | 0 | 123 | | 100,0 | | | 0 | 0 | | |
| 12061450000 | Schwielochsee | | | 0 | 0 | | | | | 0 | 0 | | |
| 12061470000 | Spreewaldheide | | | 0 | 0 | | | | | 0 | 0 | | |
| 12061471000 | Steinreich | | | 0 | 0 | | | | | 0 | 0 | | |

Auszug aus PKS des Landes Brandenburg
Kennzahlen für ausgewählte Deliktsbereiche

| Schlüssel | Bezeichnung | Beförderungsererschleichung | | | | | | Tankbetrug | | | | | |
|--------------------|------------------------------|-----------------------------|-----------|-----------|-----------|--------------|--------------|------------|-----------|-----------|-----------|-------------|-------------|
| | | 2018 | 2017 | 2018 | 2017 | 2018 | 2017 | 2018 | 2017 | 2018 | 2017 | 2018 | 2017 |
| | | erf. Fälle | | HZ | | AQ in % | | erf. Fälle | | HZ | | AQ in % | |
| 12061476000 | Straupitz | | | 0 | 0 | | | | | 0 | 0 | | |
| 12061492000 | Teupitz | | | 0 | 0 | | | 6 | 3 | 319 | 161 | 16,7 | 0,0 |
| 12061510000 | Unterspreewald | | | 0 | 0 | | | 1 | 1 | 121 | 118 | 0,0 | 100,0 |
| 12061540000 | Wildau | 9 | 11 | 89 | 109 | 100,0 | 100,0 | 10 | 9 | 99 | 89 | 60,0 | 55,6 |
| 12061572000 | Zeuthen | 14 | 20 | 124 | 177 | 100,0 | 100,0 | | | 0 | 0 | | |
| 12062000000 | Landkreis Elbe-Elster | 39 | 39 | 38 | 37 | 100,0 | 100,0 | 29 | 45 | 28 | 43 | 37,9 | 35,6 |
| 12062024000 | Bad Liebenwerda | 1 | 4 | 11 | 43 | 100,0 | 100,0 | | 2 | 0 | 22 | | 0,0 |
| 12062088000 | Crinitz | | | 0 | 0 | | | | | 0 | 0 | | |
| 12062092000 | Doberlug-Kirchhain | 8 | 3 | 89 | 33 | 100,0 | 100,0 | 10 | 22 | 111 | 240 | 10,0 | 22,7 |
| 12062124000 | Elsterwerda | 8 | 6 | 100 | 74 | 100,0 | 100,0 | 2 | 2 | 25 | 25 | 100,0 | 100,0 |
| 12062128000 | Falkenberg/Elster | 3 | 13 | 47 | 201 | 100,0 | 100,0 | 1 | 2 | 16 | 31 | 0,0 | 0,0 |
| 12062134000 | Fichtwald | | | 0 | 0 | | | | | 0 | 0 | | |
| 12062140000 | Finstervalde | 11 | 9 | 67 | 55 | 100,0 | 100,0 | 1 | 3 | 6 | 18 | 100,0 | 100,0 |
| 12062177000 | Gorden-Staupitz | | | 0 | 0 | | | | | 0 | 0 | | |
| 12062196000 | Gröden | | | 0 | 0 | | | | | 0 | 0 | | |
| 12062208000 | Großthiemig | | | 0 | 0 | | | | | 0 | 0 | | |
| 12062219000 | Heideland | | | 0 | 0 | | | | | 0 | 0 | | |
| 12062224000 | Herzberg/Elster | 1 | 1 | 11 | 11 | 100,0 | 100,0 | 6 | 5 | 66 | 55 | 50,0 | 0,0 |
| 12062232000 | Hirschfeld | | | 0 | 0 | | | | | 0 | 0 | | |
| 12062237000 | Hohenbucko | | | 0 | 0 | | | | | 0 | 0 | | |
| 12062240000 | Hohenleipisch | 2 | | 98 | 0 | 100,0 | | | | 0 | 0 | | |
| 12062282000 | Kremitzau | | | 0 | 0 | | | | | 0 | 0 | | |
| 12062289000 | Lebusa | | | 0 | 0 | | | | | 0 | 0 | | |
| 12062293000 | Lichterfeld-Schacksdorf | | | 0 | 0 | | | | 1 | 0 | 90 | | 100,0 |
| 12062333000 | Massen-Niederlausitz | | | 0 | 0 | | | 3 | 3 | 159 | 156 | 0,0 | 66,7 |
| 12062336000 | Merzdorf | | | 0 | 0 | | | | | 0 | 0 | | |
| 12062341000 | Mühlberg/Elbe | | | 0 | 0 | | | | | 0 | 0 | | |
| 12062372000 | Plessa | | | 0 | 0 | | | 3 | 3 | 113 | 112 | 66,7 | 33,3 |
| 12062410000 | Röderland | 3 | 2 | 77 | 51 | 100,0 | 100,0 | 1 | | 26 | 0 | 100,0 | |
| 12062417000 | Rückersdorf | 2 | | 147 | 0 | 100,0 | | | | 0 | 0 | | |
| 12062425000 | Sallgast | | | 0 | 0 | | | | | 0 | 0 | | |
| 12062440000 | Schilda | | | 0 | 0 | | | | | 0 | 0 | | |
| 12062445000 | Schlieben | | | 0 | 0 | | | 2 | | 83 | 0 | 50,0 | |

Auszug aus PKS des Landes Brandenburg
Kennzahlen für ausgewählte Deliktsbereiche

| Schlüssel | Bezeichnung | Beförderungsererschleichung | | | | | | Tankbetrug | | | | | |
|--------------------|----------------------------|-----------------------------|-----------|-----------|-----------|--------------|-------------|------------|------------|------------|------------|-------------|-------------|
| | | 2018 | 2017 | 2018 | 2017 | 2018 | 2017 | 2018 | 2017 | 2018 | 2017 | 2018 | 2017 |
| | | erf. Fälle | | HZ | | AQ in % | | erf. Fälle | | HZ | | AQ in % | |
| 12062453000 | Schönborn | | | 0 | 0 | | | | | 0 | 0 | | |
| 12062461000 | Schönwalde | | | 0 | 0 | | | 1 | 0 | 32 | | 100,0 | |
| 12062464000 | Schraden | | | 0 | 0 | | | | 0 | 0 | | | |
| 12062469000 | Sonnenwalde | | 1 | 0 | 31 | | 100,0 | | | 0 | 0 | | |
| 12062492000 | Tröbitz | | | 0 | 0 | | | | | 0 | 0 | | |
| 12062500000 | Uebigau-Wahrenbrück | | | 0 | 0 | | | 1 | 0 | 19 | | 100,0 | |
| 12063000000 | Landkreis Havelland | 53 | 33 | 33 | 21 | 100,0 | 97,0 | 240 | 217 | 149 | 136 | 42,1 | 47,9 |
| 12063036000 | Brieselang | 11 | 1 | 94 | 9 | 100,0 | 100,0 | 2 | 17 | 0 | 0 | 0,0 | |
| 12063056000 | Dallgow-Döberitz | | 2 | 0 | 20 | | 100,0 | 18 | 11 | 181 | 111 | 44,4 | 100,0 |
| 12063080000 | Falkensee | 16 | 19 | 37 | 44 | 100,0 | 94,7 | 34 | 19 | 78 | 44 | 52,9 | 52,6 |
| 12063088000 | Friesack | 2 | 1 | 78 | 39 | 100,0 | 100,0 | 5 | 4 | 196 | 156 | 80,0 | 75,0 |
| 12063094000 | Gollenberg | | | 0 | 0 | | | | | 0 | 0 | | |
| 12063112000 | Großderschau | | | 0 | 0 | | | | | 0 | 0 | | |
| 12063134000 | Havelaue | | | 0 | 0 | | | | | 0 | 0 | | |
| 12063142000 | Wiesenaue | | | 0 | 0 | | | | | 0 | 0 | | |
| 12063148000 | Ketzin | | | 0 | 0 | | | 11 | 13 | 169 | 201 | 36,4 | 53,8 |
| 12063161000 | Kleßen-Görne | | | 0 | 0 | | | | | 0 | 0 | | |
| 12063165000 | Kotzen | | | 0 | 0 | | | | | 0 | 0 | | |
| 12063186000 | Märkisch Luch | | | 0 | 0 | | | | | 0 | 0 | | |
| 12063189000 | Milower Land | 4 | 2 | 93 | 46 | 100,0 | 100,0 | | | 0 | 0 | | |
| 12063202000 | Mühlenberge | | | 0 | 0 | | | | | 0 | 0 | | |
| 12063208000 | Nauen | 4 | 4 | 23 | 23 | 100,0 | 100,0 | 8 | 13 | 45 | 75 | 37,5 | 53,8 |
| 12063212000 | Nennhausen | | | 0 | 0 | | | | | 0 | 0 | | |
| 12063228000 | Paulinenaue | 4 | | 308 | 0 | 100,0 | | | | 0 | 0 | | |
| 12063240000 | Pessin | | | 0 | 0 | | | | | 0 | 0 | | |
| 12063244000 | Premnitz | 1 | | 12 | 0 | 100,0 | | 3 | 5 | 36 | 59 | 100,0 | 60,0 |
| 12063252000 | Rathenow | 3 | 3 | 12 | 12 | 100,0 | 100,0 | 19 | 8 | 78 | 33 | 47,4 | 0,0 |
| 12063256000 | Retzow | | | 0 | 0 | | | | | 0 | 0 | | |
| 12063260000 | Rhinow | | | 0 | 0 | | | | | 0 | 0 | | |
| 12063273000 | Schönwalde-Glien | 1 | | 11 | 0 | 100,0 | | 93 | 97 | 979 | 1.020 | 50,5 | 45,4 |
| 12063274000 | Seeblick | | | 0 | 0 | | | | | 0 | 0 | | |
| 12063293000 | Stechow-Ferchesar | | 1 | 0 | 110 | | 100,0 | 1 | | 110 | 0 | 0,0 | |
| 12063357000 | Wustermark | 7 | | 77 | 0 | 100,0 | | 46 | 47 | 503 | 526 | 10,9 | 40,4 |

Auszug aus PKS des Landes Brandenburg
Kennzahlen für ausgewählte Deliktsbereiche

| Schlüssel | Bezeichnung | Beförderungsererschleichung | | | | | | Tankbetrug | | | | | |
|-------------|-----------------------------|-----------------------------|------|------|------|---------|-------|------------|------|------|------|---------|-------|
| | | 2018 | 2017 | 2018 | 2017 | 2018 | 2017 | 2018 | 2017 | 2018 | 2017 | 2018 | 2017 |
| | | erf. Fälle | | HZ | | AQ in % | | erf. Fälle | | HZ | | AQ in % | |
| 12064000000 | Landkreis Märkisch-Oderland | 196 | 223 | 102 | 116 | 98,0 | 99,1 | 134 | 147 | 69 | 77 | 34,3 | 40,1 |
| 12064009000 | Alt Tucheband | | | 0 | 0 | | | | | 0 | 0 | | |
| 12064029000 | Altlandsberg | | 1 | 0 | 11 | | 100,0 | 43 | 55 | 459 | 592 | 27,9 | 43,6 |
| 12064044000 | Bad Freienwalde (Oder) | | 2 | 0 | 16 | | 100,0 | 6 | 2 | 49 | 16 | 33,3 | 50,0 |
| 12064053000 | Beiersdorf-Freudenberg | | | 0 | 0 | | | | | 0 | 0 | | |
| 12064057000 | Bleyen-Genschmar | | | 0 | 0 | | | | | 0 | 0 | | |
| 12064061000 | Bliesdorf | | | 0 | 0 | | | | | 0 | 0 | | |
| 12064084000 | Buckow (Märkische Schweiz) | | | 0 | 0 | | | | | 0 | 0 | | |
| 12064125000 | Falkenberg | | | 0 | 0 | | | | | 0 | 0 | | |
| 12064128000 | Falkenhagen (Mark) | | | 0 | 0 | | | | | 0 | 0 | | |
| 12064130000 | Fichtenhöhe | | | 0 | 0 | | | | | 0 | 0 | | |
| 12064136000 | Fredersdorf-Vogelsdorf | 25 | 28 | 182 | 206 | 100,0 | 96,4 | 42 | 38 | 305 | 280 | 16,7 | 28,9 |
| 12064153000 | Garzau-Garzin | | | 0 | 0 | | | | | 0 | 0 | | |
| 12064172000 | Golzow | | | 0 | 0 | | | | | 0 | 0 | | |
| 12064190000 | Gusow-Platkow | | 5 | 0 | 402 | | 100,0 | | | 0 | 0 | | |
| 12064205000 | Heckelberg-Brunow | | | 0 | 0 | | | | | 0 | 0 | | |
| 12064222000 | Höhenland | | | 0 | 0 | | | | | 0 | 0 | | |
| 12064227000 | Hoppegarten | 51 | 61 | 284 | 343 | 94,1 | 100,0 | 4 | 7 | 22 | 39 | 75,0 | 28,6 |
| 12064266000 | Küstriner Vorland | 2 | 1 | 78 | 39 | 100,0 | 100,0 | | | 0 | 0 | | |
| 12064268000 | Lebus | 1 | 3 | 32 | 95 | 100,0 | 100,0 | | | 0 | 0 | | |
| 12064274000 | Letschin | | | 0 | 0 | | | | | 0 | 0 | | |
| 12064288000 | Lietzen | | | 0 | 0 | | | | | 0 | 0 | | |
| 12064290000 | Lindendorf | | | 0 | 0 | | | | | 0 | 0 | | |
| 12064303000 | Märkische Höhe | | | 0 | 0 | | | | | 0 | 0 | | |
| 12064317000 | Müncheberg | 1 | 3 | 15 | 44 | 100,0 | 100,0 | 1 | 8 | 15 | 117 | 100,0 | 12,5 |
| 12064336000 | Neuenhagen bei Berlin | 47 | 49 | 261 | 274 | 97,9 | 100,0 | 9 | 16 | 50 | 89 | 44,4 | 31,3 |
| 12064340000 | Neuhardenberg | | | 0 | 0 | | | | 1 | 0 | 38 | | 100,0 |
| 12064349000 | Neulewin | | | 0 | 0 | | | | | 0 | 0 | | |
| 12064365000 | Neutrebbin | | | 0 | 0 | | | | | 0 | 0 | | |
| 12064370000 | Oberbarnim | | | 0 | 0 | | | | | 0 | 0 | | |
| 12064371000 | Oderau | | | 0 | 0 | | | | | 0 | 0 | | |
| 12064380000 | Petershagen/Eggersdorf | 23 | 24 | 153 | 163 | 100,0 | 100,0 | 3 | 2 | 20 | 14 | 33,3 | 50,0 |
| 12064388000 | Podelzig | | | 0 | 0 | | | | | 0 | 0 | | |

Auszug aus PKS des Landes Brandenburg
Kennzahlen für ausgewählte Deliktsbereiche

| Schlüssel | Bezeichnung | Beförderungsererschleichung | | | | | | Tankbetrug | | | | | |
|--------------------|----------------------------|-----------------------------|------------|-----------|------------|-------------|-------------|------------|------------|------------|------------|-------------|-------------|
| | | 2018 | 2017 | 2018 | 2017 | 2018 | 2017 | 2018 | 2017 | 2018 | 2017 | 2018 | 2017 |
| | | erf. Fälle | | HZ | | AQ in % | | erf. Fälle | | HZ | | AQ in % | |
| 12064393000 | Prötzel | | | 0 | 0 | | | | | 0 | 0 | | |
| 12064408000 | Rehfelde | 2 | 1 | 40 | 21 | 100,0 | 100,0 | 1 | | 20 | 0 | 100,0 | |
| 12064417000 | Reichenow-Möglin | | | 0 | 0 | | | | | 0 | 0 | | |
| 12064420000 | Reitwein | | | 0 | 0 | | | | | 0 | 0 | | |
| 12064428000 | Rüdersdorf bei Berlin | 2 | | 13 | 0 | 100,0 | | 3 | 2 | 19 | 13 | 66,7 | 0,0 |
| 12064448000 | Seelow | 4 | | 74 | 0 | 100,0 | | 7 | 5 | 129 | 92 | 14,3 | 60,0 |
| 12064472000 | Strausberg | 38 | 45 | 143 | 171 | 100,0 | 97,8 | 14 | 10 | 53 | 38 | 85,7 | 90,0 |
| 12064480000 | Treplin | | | 0 | 0 | | | | | 0 | 0 | | |
| 12064482000 | Vierlinden | | | 0 | 0 | | | | | 0 | 0 | | |
| 12064484000 | Waldsiedersdorf | | | 0 | 0 | | | | | 0 | 0 | | |
| 12064512000 | Wriezen | | | 0 | 0 | | | 1 | 1 | 14 | 14 | 0,0 | 100,0 |
| 12064538000 | Zechin | | | 0 | 0 | | | | | 0 | 0 | | |
| 12064539000 | Zeschdorf | | | 0 | 0 | | | | | 0 | 0 | | |
| 12065000000 | Landkreis Oberhavel | 198 | 214 | 94 | 103 | 97,5 | 98,1 | 469 | 346 | 223 | 166 | 16,2 | 22,8 |
| 12065036000 | Birkenwerder | 21 | 21 | 259 | 262 | 100,0 | 95,2 | 16 | 17 | 198 | 212 | 87,5 | 82,4 |
| 12065084000 | Fürstenberg/Havel | 16 | 13 | 274 | 221 | 93,8 | 92,3 | 3 | 3 | 51 | 51 | 100,0 | 66,7 |
| 12065096000 | Glienicke/Nordbahn | 1 | 3 | 8 | 25 | 0,0 | 100,0 | 38 | 36 | 311 | 296 | 34,2 | 25,0 |
| 12065100000 | Gransee | 9 | 19 | 153 | 322 | 100,0 | 100,0 | 1 | | 17 | 0 | 100,0 | |
| 12065117000 | Großwoltersdorf | | | 0 | 0 | | | | | 0 | 0 | | |
| 12065136000 | Hennigsdorf | 15 | 12 | 57 | 46 | 93,3 | 91,7 | 18 | 11 | 68 | 42 | 50,0 | 27,3 |
| 12065144000 | Hohen Neuendorf | 37 | 39 | 142 | 152 | 100,0 | 97,4 | 245 | 164 | 942 | 638 | 1,6 | 8,5 |
| 12065165000 | Kremmen | 9 | 11 | 120 | 150 | 100,0 | 100,0 | 1 | | 13 | 0 | 0,0 | |
| 12065180000 | Leegebruch | | | 0 | 0 | | | | | 0 | 0 | | |
| 12065193000 | Liebenwalde | | | 0 | 0 | | | | | 0 | 0 | | |
| 12065198000 | Löwenberger Land | 14 | 14 | 172 | 173 | 100,0 | 100,0 | 11 | 5 | 135 | 62 | 81,8 | 100,0 |
| 12065225000 | Mühlenbecker Land | 1 | 4 | 7 | 27 | 100,0 | 100,0 | 11 | 13 | 73 | 88 | 45,5 | 76,9 |
| 12065251000 | Oberkrämer | 2 | 2 | 18 | 18 | 50,0 | 100,0 | 17 | | 152 | 0 | 0,0 | |
| 12065256000 | Oranienburg | 71 | 64 | 161 | 145 | 98,6 | 100,0 | 15 | 10 | 34 | 23 | 86,7 | 50,0 |
| 12065276000 | Schönermark | | | 0 | 0 | | | | | 0 | 0 | | |
| 12065301000 | Sonnenberg | | | 0 | 0 | | | | | 0 | 0 | | |
| 12065310000 | Stechlin | | | 0 | 0 | | | | | 0 | 0 | | |
| 12065332000 | Velten | 2 | 12 | 17 | 102 | 100,0 | 100,0 | 74 | 78 | 625 | 660 | 6,8 | 21,8 |
| 12065356000 | Zehdenick | | | 0 | 0 | | | 19 | 9 | 141 | 67 | 0,0 | 0,0 |

Auszug aus PKS des Landes Brandenburg
Kennzahlen für ausgewählte Deliktsbereiche

| Schlüssel | Bezeichnung | Beförderungsererschleichung | | | | | | Tankbetrug | | | | | |
|-------------|---------------------------------|-----------------------------|------|------|-------|---------|-------|------------|------|------|-------|---------|-------|
| | | 2018 | 2017 | 2018 | 2017 | 2018 | 2017 | 2018 | 2017 | 2018 | 2017 | 2018 | 2017 |
| | | erf. Fälle | | HZ | | AQ in % | | erf. Fälle | | HZ | | AQ in % | |
| 12066000000 | Landkreis Oberspreewald-Lausitz | 62 | 78 | 56 | 70 | 95,2 | 97,4 | 129 | 142 | 116 | 127 | 28,7 | 32,4 |
| 12066008000 | Altdöbern | | | 0 | 0 | | | | | 0 | 0 | | |
| 12066041000 | Bronkow | | | 0 | 0 | | | | | 0 | 0 | | |
| 12066052000 | Calau | 7 | 10 | 90 | 128 | 100,0 | 100,0 | 25 | 27 | 321 | 345 | 4,0 | 3,7 |
| 12066064000 | Frauendorf | | | 0 | 0 | | | | | 0 | 0 | | |
| 12066104000 | Großmehlen | | | 0 | 0 | | | | | 0 | 0 | | |
| 12066112000 | Großräschen | 4 | 1 | 47 | 12 | 75,0 | 100,0 | 9 | 8 | 105 | 93 | 11,1 | 87,5 |
| 12066116000 | Grünewald | | | 0 | 0 | | | | | 0 | 0 | | |
| 12066120000 | Guteborn | | | 0 | 0 | | | | | 0 | 0 | | |
| 12066124000 | Hermsdorf | | 1 | 0 | 126 | | 100,0 | | | 0 | 0 | | |
| 12066132000 | Hohenbocka | | | 0 | 0 | | | | | 0 | 0 | | |
| 12066168000 | Kroppen | | | 0 | 0 | | | | | 0 | 0 | | |
| 12066176000 | Lauchhammer | 1 | 4 | 7 | 27 | 100,0 | 100,0 | 1 | 2 | 7 | 14 | 0,0 | 50,0 |
| 12066188000 | Lindenau | | | 0 | 0 | | | | | 0 | 0 | | |
| 12066196000 | Lübbenau/Spreewald | 10 | 13 | 62 | 81 | 90,0 | 100,0 | 5 | 2 | 31 | 12 | 20,0 | 100,0 |
| 12066202000 | Luckaitztal | 1 | 3 | 124 | 370 | 100,0 | 100,0 | | | 0 | 0 | | |
| 12066226000 | Neu-Seeland | | 1 | 0 | 169 | | 100,0 | | | 0 | 0 | | |
| 12066228000 | Neupetershain | 2 | 3 | 167 | 244 | 100,0 | 100,0 | | | 0 | 0 | | |
| 12066240000 | Ortrand | 2 | 6 | 94 | 280 | 100,0 | 100,0 | 1 | | 47 | 0 | 100,0 | |
| 12066272000 | Ruhland | 3 | 10 | 82 | 271 | 100,0 | 90,0 | | | 0 | 0 | | |
| 12066285000 | Schipkau | | | 0 | 0 | | | 55 | 68 | 809 | 1.005 | 38,2 | 27,9 |
| 12066292000 | Schwarzbach | | | 0 | 0 | | | | | 0 | 0 | | |
| 12066296000 | Schwarzheide | | 2 | 0 | 35 | | 100,0 | 4 | 5 | 70 | 88 | 50,0 | 20,0 |
| 12066304000 | Senftenberg | 9 | 12 | 37 | 48 | 88,9 | 91,7 | 8 | 7 | 33 | 28 | 62,5 | 42,9 |
| 12066316000 | Tettau | | | 0 | 0 | | | | | 0 | 0 | | |
| 12066320000 | Vetschau/Spreewald | 23 | 12 | 281 | 145 | 100,0 | 100,0 | 21 | 23 | 257 | 277 | 23,8 | 52,2 |
| 12067000000 | Landkreis Oder-Spree | 175 | 266 | 98 | 149 | 100,0 | 99,2 | 169 | 148 | 95 | 83 | 31,4 | 25,0 |
| 12067024000 | Bad Saarow | | 1 | 0 | 18 | | 100,0 | | | 0 | 0 | | |
| 12067036000 | Beeskow | | 1 | 0 | 12 | | 100,0 | 3 | 1 | 37 | 12 | 66,7 | 100,0 |
| 12067040000 | Berkenbrück | 3 | 11 | 299 | 1.095 | 100,0 | 100,0 | | | 0 | 0 | | |
| 12067072000 | Briesen (Mark) | 5 | 5 | 179 | 180 | 100,0 | 100,0 | | | 0 | 0 | | |
| 12067076000 | Brieskow-Finkenheerd | 11 | 7 | 485 | 304 | 100,0 | 100,0 | | | 0 | 0 | | |
| 12067112000 | Diensdorf-Radlow | | | 0 | 0 | | | | | 0 | 0 | | |

Auszug aus PKS des Landes Brandenburg
Kennzahlen für ausgewählte Deliktsbereiche

| Schlüssel | Bezeichnung | Beförderungerschleichung | | | | | | Tankbetrug | | | | | |
|-------------|-----------------------|--------------------------|------|------|------|---------|-------|------------|------|-------|-------|---------|------|
| | | 2018 | 2017 | 2018 | 2017 | 2018 | 2017 | 2018 | 2017 | 2018 | 2017 | 2018 | 2017 |
| | | erf. Fälle | | HZ | | AQ in % | | erf. Fälle | | HZ | | AQ in % | |
| 12067120000 | Eisenhüttenstadt | 7 | 12 | 28 | 46 | 100,0 | 91,7 | 19 | 18 | 76 | 68 | 10,5 | 16,7 |
| 12067124000 | Erkner | 52 | 90 | 440 | 770 | 100,0 | 100,0 | 23 | 20 | 195 | 171 | 73,9 | 55,0 |
| 12067137000 | Friedland | | | 0 | 0 | | | | | 0 | 0 | | |
| 12067144000 | Fürstenwalde/Spree | 41 | 72 | 128 | 225 | 100,0 | 100,0 | 38 | 27 | 118 | 84 | 28,9 | 29,6 |
| 12067173000 | Gosen-Neu Zittau | | 1 | 0 | 33 | | 100,0 | | | 0 | 0 | | |
| 12067180000 | Groß Lindow | | | 0 | 0 | | | | | 0 | 0 | | |
| 12067201000 | Grünheide (Mark) | 18 | 25 | 210 | 296 | 100,0 | 100,0 | | | 0 | 0 | | |
| 12067205000 | Grunow-Dammendorf | | | 0 | 0 | | | | | 0 | 0 | | |
| 12067237000 | Jacobsdorf | 13 | 13 | 686 | 689 | 100,0 | 100,0 | 42 | 36 | 2.215 | 1.908 | 35,7 | 27,8 |
| 12067288000 | Langewahl | | | 0 | 0 | | | | | 0 | 0 | | |
| 12067292000 | Lawitz | | | 0 | 0 | | | | | 0 | 0 | | |
| 12067324000 | Mixdorf | | | 0 | 0 | | | | | 0 | 0 | | |
| 12067336000 | Müllrose | | | 0 | 0 | | | 5 | 5 | 109 | 109 | 0,0 | 0,0 |
| 12067338000 | Neißemünde | 3 | 3 | 182 | 189 | 100,0 | 100,0 | | | 0 | 0 | | |
| 12067357000 | Neuzelle | 1 | 1 | 23 | 23 | 100,0 | 100,0 | | | 0 | 0 | | |
| 12067397000 | Ragow-Merz | | | 0 | 0 | | | | | 0 | 0 | | |
| 12067408000 | Rauen | | | 0 | 0 | | | | | 0 | 0 | | |
| 12067413000 | Reichenwalde | | | 0 | 0 | | | | | 0 | 0 | | |
| 12067426000 | Rietz-Neuendorf | | | 0 | 0 | | | | | 0 | 0 | | |
| 12067438000 | Schlaubetal | | | 0 | 0 | | | | | 0 | 0 | | |
| 12067440000 | Schöneiche bei Berlin | | 3 | 0 | 24 | | 100,0 | 5 | 5 | 40 | 41 | 40,0 | 0,0 |
| 12067458000 | Siehdichum | | | 0 | 0 | | | | | 0 | 0 | | |
| 12067469000 | Spreehagen | | | 0 | 0 | | | 8 | 7 | 245 | 217 | 37,5 | 57,1 |
| 12067473000 | Steinhöfel | | | 0 | 0 | | | | | 0 | 0 | | |
| 12067481000 | Storkow (Mark) | 1 | | 11 | 0 | 100,0 | | 26 | 28 | 286 | 309 | 3,8 | 0,0 |
| 12067493000 | Tauche | | 1 | 0 | 26 | | 100,0 | | 1 | 0 | 26 | | 0,0 |
| 12067508000 | Vogelsang | | | 0 | 0 | | | | | 0 | 0 | | |
| 12067520000 | Wendisch Rietz | | | 0 | 0 | | | | | 0 | 0 | | |
| 12067528000 | Wiesenu | 4 | 5 | 325 | 397 | 100,0 | 100,0 | | | 0 | 0 | | |
| 12067544000 | Woltersdorf | 1 | | 12 | 0 | 100,0 | | | | 0 | 0 | | |
| 12067552000 | Ziltendorf | 15 | 15 | 993 | 982 | 100,0 | 93,3 | | | 0 | 0 | | |

Auszug aus PKS des Landes Brandenburg
Kennzahlen für ausgewählte Deliktbereiche

| Schlüssel | Bezeichnung | Beförderungsererschleichung | | | | | | Tankbetrug | | | | | |
|-------------|-------------------------------------|-----------------------------|------|------|------|---------|-------|------------|------|--------|--------|---------|-------|
| | | 2018 | 2017 | 2018 | 2017 | 2018 | 2017 | 2018 | 2017 | 2018 | 2017 | 2018 | 2017 |
| | | erf. Fälle | | HZ | | AQ in % | | erf. Fälle | | HZ | | AQ in % | |
| 12068000000 | Landkreis Ostprignitz-Ruppin | 23 | 24 | 23 | 24 | 100,0 | 100,0 | 303 | 314 | 305 | 316 | 34,0 | 36,0 |
| 12068052000 | Breddin | 4 | | 450 | 0 | 100,0 | | | | 0 | 0 | | |
| 12068072000 | Dabergotz | | | 0 | 0 | | | | | 0 | 0 | | |
| 12068109000 | Dreetz | | | 0 | 0 | | | | | 0 | 0 | | |
| 12068117000 | Fehrbellin | | | 0 | 0 | | | 49 | 70 | 551 | 791 | 55,1 | 50,0 |
| 12068181000 | Heiligengrabe | 1 | 1 | 23 | 23 | 100,0 | 100,0 | 17 | 12 | 388 | 271 | 23,5 | 33,3 |
| 12068188000 | Herzberg (Mark) | | | 0 | 0 | | | | | 0 | 0 | | |
| 12068264000 | Kyritz | 1 | 1 | 11 | 11 | 100,0 | 100,0 | | | 0 | 0 | | |
| 12068280000 | Lindow (Mark) | | | 0 | 0 | | | 1 | | 33 | 0 | 0,0 | |
| 12068306000 | Märkisch Linden | | | 0 | 0 | | | | | 0 | 0 | | |
| 12068320000 | Neuruppin | 9 | 8 | 29 | 26 | 100,0 | 100,0 | 24 | 23 | 78 | 74 | 37,5 | 39,1 |
| 12068324000 | Neustadt (Dosse) | | 1 | 0 | 29 | | 100,0 | 6 | 16 | 174 | 470 | 33,3 | 0,0 |
| 12068353000 | Rheinsberg | | | 0 | 0 | | | | | 0 | 0 | | |
| 12068372000 | Rüthnick | | | 0 | 0 | | | | | 0 | 0 | | |
| 12068409000 | Sieversdorf-Hohenofen | | | 0 | 0 | | | | | 0 | 0 | | |
| 12068413000 | Storbeck-Frankendorf | | | 0 | 0 | | | | | 0 | 0 | | |
| 12068417000 | Stüdenitz-Schönermark | | | 0 | 0 | | | | | 0 | 0 | | |
| 12068425000 | Temnitzquell | 1 | 1 | 132 | 132 | 100,0 | 100,0 | | | 0 | 0 | | |
| 12068426000 | Temnitztal | | 1 | 0 | 68 | | 100,0 | | | 0 | 0 | | |
| 12068437000 | Vielitzsee | | | 0 | 0 | | | | | 0 | 0 | | |
| 12068452000 | Walsleben | 2 | 2 | 254 | 252 | 100,0 | 100,0 | 164 | 152 | 20.865 | 19.168 | 32,9 | 38,8 |
| 12068468000 | Wittstock/Dosse | 5 | 8 | 35 | 56 | 100,0 | 100,0 | 42 | 39 | 294 | 273 | 16,7 | 12,8 |
| 12068477000 | Wusterhausen/Dosse | | 1 | 0 | 17 | | 100,0 | | 2 | 0 | 34 | | 50,0 |
| 12068501000 | Zernitz-Lohm | | | 0 | 0 | | | | | 0 | 0 | | |
| 12069000000 | Landkreis Potsdam-Mittelmark | 107 | 136 | 50 | 64 | 99,1 | 100,0 | 406 | 457 | 190 | 215 | 38,7 | 43,8 |
| 12069017000 | Beelitz | 4 | 4 | 33 | 33 | 100,0 | 100,0 | | 1 | 0 | 8 | | 100,0 |
| 12069018000 | Beetzsee | | | 0 | 0 | | | | | 0 | 0 | | |
| 12069019000 | Beetzseeheide | | | 0 | 0 | | | | | 0 | 0 | | |
| 12069020000 | Bad Belzig | 5 | 4 | 45 | 36 | 100,0 | 100,0 | 1 | 2 | 9 | 18 | 100,0 | 50,0 |
| 12069028000 | Bensdorf | | 1 | 0 | 81 | | 100,0 | | | 0 | 0 | | |
| 12069052000 | Borkheide | 1 | | 50 | 0 | 100,0 | | | | 0 | 0 | | |
| 12069056000 | Borkwalde | | | 0 | 0 | | | | | 0 | 0 | | |
| 12069076000 | Brück | 3 | 2 | 75 | 50 | 100,0 | 100,0 | | | 0 | 0 | | |

Auszug aus PKS des Landes Brandenburg
Kennzahlen für ausgewählte Deliktsbereiche

| Schlüssel | Bezeichnung | Beförderungsererschleichung | | | | | | Tankbetrug | | | | | |
|-------------|--------------------|-----------------------------|------|------|------|---------|-------|------------|------|-------|-------|---------|-------|
| | | 2018 | 2017 | 2018 | 2017 | 2018 | 2017 | 2018 | 2017 | 2018 | 2017 | 2018 | 2017 |
| | | erf. Fälle | | HZ | | AQ in % | | erf. Fälle | | HZ | | AQ in % | |
| 12069089000 | Buckautal | | | 0 | 0 | | | | 1 | 0 | 202 | | 100,0 |
| 12069216000 | Golzow | | | 0 | 0 | | | | | 0 | 0 | | |
| 12069224000 | Görzke | | | 0 | 0 | | | | | 0 | 0 | | |
| 12069232000 | Gräben | | | 0 | 0 | | | | | 0 | 0 | | |
| 12069249000 | Groß Kreuz/Emster | 10 | 22 | 119 | 266 | 100,0 | 100,0 | | | 0 | 0 | | |
| 12069270000 | Havelsee | 1 | | 31 | 0 | 100,0 | | | | 0 | 0 | | |
| 12069304000 | Kleinmachnow | | | 0 | 0 | | | 8 | 1 | 39 | 5 | 12,5 | 100,0 |
| 12069306000 | Kloster Lehnin | | | 0 | 0 | | | 1 | 1 | 9 | 9 | 100,0 | 0,0 |
| 12069345000 | Linthe | | | 0 | 0 | | | 36 | 44 | 3.947 | 4.911 | 55,6 | 38,6 |
| 12069397000 | Michendorf | 10 | 5 | 80 | 41 | 100,0 | 100,0 | 128 | 183 | 1.029 | 1.491 | 25,0 | 41,5 |
| 12069402000 | Mühlenfließ | | | 0 | 0 | | | 67 | 73 | 7.596 | 8.075 | 52,2 | 46,6 |
| 12069448000 | Niemegk | | | 0 | 0 | | | 3 | 1 | 147 | 49 | 100,0 | 0,0 |
| 12069454000 | Nuthetal | 6 | 8 | 66 | 89 | 100,0 | 100,0 | 10 | 9 | 110 | 100 | 40,0 | 55,6 |
| 12069460000 | Päwesin | | | 0 | 0 | | | | | 0 | 0 | | |
| 12069470000 | Planebruch | | | 0 | 0 | | | | | 0 | 0 | | |
| 12069474000 | Planetal | | | 0 | 0 | | | 1 | | 108 | 0 | 100,0 | |
| 12069485000 | Rabenstein/Fläming | | | 0 | 0 | | | | | 0 | 0 | | |
| 12069537000 | Rosenu | | | 0 | 0 | | | | | 0 | 0 | | |
| 12069541000 | Roskow | | | 0 | 0 | | | | | 0 | 0 | | |
| 12069590000 | Schwielowsee | 3 | 1 | 28 | 9 | 66,7 | 100,0 | | | 0 | 0 | | |
| 12069596000 | Seddiner See | 1 | 2 | 22 | 45 | 100,0 | 100,0 | 4 | 2 | 87 | 45 | 50,0 | 100,0 |
| 12069604000 | Stahnsdorf | | 2 | 0 | 13 | | 100,0 | 6 | 8 | 39 | 52 | 50,0 | 50,0 |
| 12069616000 | Teltow | 6 | 9 | 23 | 35 | 100,0 | 100,0 | 25 | 26 | 97 | 101 | 28,0 | 38,5 |
| 12069632000 | Treuenbrietzen | | | 0 | 0 | | | 3 | 1 | 40 | 13 | 33,3 | 100,0 |
| 12069648000 | Wenzlow | | | 0 | 0 | | | | | 0 | 0 | | |
| 12069656000 | Werder (Havel) | 46 | 59 | 179 | 233 | 100,0 | 100,0 | 27 | 24 | 105 | 95 | 29,6 | 45,8 |
| 12069665000 | Wiesenburg/Mark | 6 | 4 | 140 | 93 | 100,0 | 100,0 | 1 | 1 | 23 | 23 | 100,0 | 100,0 |
| 12069680000 | Wollin | | | 0 | 0 | | | 3 | 9 | 357 | 1.066 | 0,0 | 22,2 |
| 12069688000 | Wusterwitz | 5 | 13 | 164 | 427 | 100,0 | 100,0 | | | 0 | 0 | | |
| 12069696000 | Ziesar | | | 0 | 0 | | | 82 | 70 | 3.358 | 2.864 | 45,1 | 47,1 |

Auszug aus PKS des Landes Brandenburg
Kennzahlen für ausgewählte Deliktsbereiche

| Schlüssel | Bezeichnung | Beförderungsererschleichung | | | | | | Tankbetrug | | | | | |
|-------------|------------------------|-----------------------------|------|------|------|---------|-------|------------|------|------|------|---------|-------|
| | | 2018 | 2017 | 2018 | 2017 | 2018 | 2017 | 2018 | 2017 | 2018 | 2017 | 2018 | 2017 |
| | | erf. Fälle | | HZ | | AQ in % | | erf. Fälle | | HZ | | AQ in % | |
| 12070000000 | Landkreis Prignitz | 82 | 94 | 106 | 121 | 100,0 | 100,0 | 42 | 47 | 54 | 60 | 40,5 | 27,7 |
| 12070008000 | Bad Wilsnack | 4 | 1 | 155 | 39 | 100,0 | 100,0 | | | 0 | 0 | | |
| 12070028000 | Berge | | | 0 | 0 | | | | | 0 | 0 | | |
| 12070052000 | Breese | | | 0 | 0 | | | | | 0 | 0 | | |
| 12070060000 | Cumlosen | | | 0 | 0 | | | | | 0 | 0 | | |
| 12070096000 | Gerdshagen | | | 0 | 0 | | | | | 0 | 0 | | |
| 12070125000 | Groß Pankow (Prignitz) | 2 | 3 | 52 | 76 | 100,0 | 100,0 | | | 0 | 0 | | |
| 12070145000 | Gülitz-Reetz | | | 0 | 0 | | | | | 0 | 0 | | |
| 12070149000 | Gumtow | | | 0 | 0 | | | | | 0 | 0 | | |
| 12070153000 | Halenbeck-Rohlsdorf | | | 0 | 0 | | | | | 0 | 0 | | |
| 12070173000 | Karstädt | | 1 | 0 | 17 | | 100,0 | 2 | | 33 | 0 | 50,0 | |
| 12070222000 | Kümmernitztal | | | 0 | 0 | | | | 1 | 0 | 262 | | 0,0 |
| 12070236000 | Lanz | | | 0 | 0 | | | | | 0 | 0 | | |
| 12070241000 | Legde/Quitzebel | | | 0 | 0 | | | | | 0 | 0 | | |
| 12070244000 | Lenzen (Elbe) | | | 0 | 0 | | | | | 0 | 0 | | |
| 12070246000 | Lenzerwische | | | 0 | 0 | | | | | 0 | 0 | | |
| 12070266000 | Marienfließ | | | 0 | 0 | | | | 1 | 0 | 144 | | 0,0 |
| 12070280000 | Meyenburg | | | 0 | 0 | | | 4 | 8 | 190 | 376 | 75,0 | 50,0 |
| 12070296000 | Perleberg | 1 | 4 | 8 | 32 | 100,0 | 100,0 | 13 | 5 | 106 | 40 | 38,5 | 20,0 |
| 12070300000 | Pirow | | | 0 | 0 | | | | | 0 | 0 | | |
| 12070302000 | Plattenburg | 5 | 1 | 150 | 29 | 100,0 | 100,0 | 1 | 4 | 30 | 117 | 100,0 | 25,0 |
| 12070316000 | Pritzwalk | 2 | 3 | 17 | 25 | 100,0 | 100,0 | 12 | 14 | 100 | 116 | 25,0 | 28,6 |
| 12070325000 | Putlitz | | | 0 | 0 | | | 1 | 1 | 37 | 37 | 100,0 | 100,0 |
| 12070348000 | Rühstädt | | | 0 | 0 | | | | | 0 | 0 | | |
| 12070393000 | Triglitz | | | 0 | 0 | | | | | 0 | 0 | | |
| 12070416000 | Weisen | 3 | 1 | 314 | 103 | 100,0 | 100,0 | | | 0 | 0 | | |
| 12070424000 | Wittenberge | 65 | 80 | 378 | 462 | 100,0 | 100,0 | 9 | 13 | 52 | 75 | 33,3 | 15,4 |
| 12071000000 | Landkreis Spree-Neiße | 64 | 51 | 55 | 44 | 96,9 | 94,1 | 34 | 47 | 29 | 40 | 44,1 | 48,9 |
| 12071028000 | Briesen | | | 0 | 0 | | | | | 0 | 0 | | |
| 12071032000 | Burg (Spreewald) | | 1 | 0 | 23 | | 100,0 | | | 0 | 0 | | |
| 12071041000 | Dissen-Striesow | | | 0 | 0 | | | | | 0 | 0 | | |
| 12071044000 | Döbern | | | 0 | 0 | | | 1 | 3 | 31 | 91 | 100,0 | 66,7 |
| 12071052000 | Drachhausen | | | 0 | 0 | | | | | 0 | 0 | | |

Auszug aus PKS des Landes Brandenburg
Kennzahlen für ausgewählte Deliktsbereiche

| Schlüssel | Bezeichnung | Beförderungsererschleichung | | | | | | Tankbetrug | | | | | |
|--------------------|---------------------------------|-----------------------------|------------|-----------|-----------|-------------|-------------|------------|------------|-----------|-----------|-------------|-------------|
| | | 2018 | 2017 | 2018 | 2017 | 2018 | 2017 | 2018 | 2017 | 2018 | 2017 | 2018 | 2017 |
| | | erf. Fälle | | HZ | | AQ in % | | erf. Fälle | | HZ | | AQ in % | |
| 12071057000 | Drebkau | 5 | 3 | 90 | 53 | 100,0 | 100,0 | 8 | 11 | 143 | 196 | 0,0 | 36,4 |
| 12071060000 | Drehnow | | | 0 | 0 | | | | | 0 | 0 | | |
| 12071074000 | Felixsee | | | 0 | 0 | | | | | 0 | 0 | | |
| 12071076000 | Forst (Lausitz) | 10 | 7 | 54 | 38 | 80,0 | 100,0 | 5 | 5 | 27 | 27 | 60,0 | 40,0 |
| 12071153000 | Groß Schacksdorf-Simmersdorf | 1 | | 98 | 0 | 100,0 | | | | 0 | 0 | | |
| 12071160000 | Guben | 9 | 6 | 52 | 34 | 100,0 | 83,3 | 1 | 7 | 6 | 40 | 100,0 | 42,9 |
| 12071164000 | Guhrow | | | 0 | 0 | | | | | 0 | 0 | | |
| 12071176000 | Heinersbrück | | | 0 | 0 | | | | | 0 | 0 | | |
| 12071189000 | Jämlitz-Klein Düben | | | 0 | 0 | | | | | 0 | 0 | | |
| 12071193000 | Jänschwalde | | 6 | 0 | 384 | | 100,0 | | | 0 | 0 | | |
| 12071244000 | Kolkwitz | 7 | 3 | 76 | 33 | 100,0 | 100,0 | 1 | 7 | 11 | 76 | 100,0 | 100,0 |
| 12071294000 | Weiße-Malxetal | | | 0 | 0 | | | | | 0 | 0 | | |
| 12071301000 | Neuhausen/Spree | 8 | 10 | 162 | 202 | 100,0 | 100,0 | | | 0 | 0 | | |
| 12071304000 | Peitz | 4 | 4 | 92 | 91 | 100,0 | 100,0 | 3 | 2 | 69 | 45 | 33,3 | 100,0 |
| 12071337000 | Schenkendöbern | 2 | 1 | 55 | 28 | 100,0 | 100,0 | | | 0 | 0 | | |
| 12071341000 | Schmogrow-Fehrow | | | 0 | 0 | | | | | 0 | 0 | | |
| 12071372000 | Spremberg | 14 | 5 | 62 | 22 | 100,0 | 100,0 | 15 | 12 | 67 | 53 | 53,3 | 25,0 |
| 12071384000 | Tauer | | | 0 | 0 | | | | | 0 | 0 | | |
| 12071386000 | Teichland | 2 | 1 | 179 | 87 | 100,0 | 100,0 | | | 0 | 0 | | |
| 12071392000 | Tschernitz | | | 0 | 0 | | | | | 0 | 0 | | |
| 12071401000 | Turnow-Preilack | | | 0 | 0 | | | | | 0 | 0 | | |
| 12071408000 | Welzow | | 1 | 0 | 28 | | 100,0 | | | 0 | 0 | | |
| 12071412000 | Werben | | | 0 | 0 | | | | | 0 | 0 | | |
| 12071414000 | Wiesengrund | 2 | 3 | 144 | 218 | 100,0 | 33,3 | | | 0 | 0 | | |
| 12072000000 | Landkreis Teltow-Fläming | 112 | 159 | 67 | 96 | 97,3 | 98,7 | 144 | 109 | 86 | 66 | 44,4 | 58,7 |
| 12072002000 | Am Mellensee | | | 0 | 0 | | | 5 | 3 | 74 | 45 | 60,0 | 0,0 |
| 12072014000 | Baruth/Mark | 1 | | 24 | 0 | 100,0 | | 3 | 1 | 73 | 24 | 100,0 | 100,0 |
| 12072017000 | Blankenfelde-Mahlow | 17 | 27 | 62 | 100 | 94,1 | 100,0 | 11 | 6 | 40 | 22 | 27,3 | 33,3 |
| 12072053000 | Dahme/Mark | | | 0 | 0 | | | 4 | 3 | 81 | 60 | 100,0 | 100,0 |
| 12072055000 | Dahmetal | | | 0 | 0 | | | | | 0 | 0 | | |
| 12072120000 | Großbeeren | 3 | 1 | 36 | 12 | 100,0 | 100,0 | 16 | 15 | 191 | 182 | 31,3 | 26,7 |
| 12072157000 | Ihlow | | | 0 | 0 | | | | | 0 | 0 | | |
| 12072169000 | Jüterbog | 10 | 6 | 81 | 49 | 100,0 | 100,0 | 2 | | 16 | 0 | 0,0 | |

Auszug aus PKS des Landes Brandenburg
Kennzahlen für ausgewählte Deliktsbereiche

| Schlüssel | Bezeichnung | Beförderungsererschleichung | | | | | | Tankbetrug | | | | | |
|--------------------|----------------------------|-----------------------------|-----------|-----------|-----------|--------------|--------------|------------|-----------|-----------|-----------|-------------|-------------|
| | | 2018 | 2017 | 2018 | 2017 | 2018 | 2017 | 2018 | 2017 | 2018 | 2017 | 2018 | 2017 |
| | | erf. Fälle | | HZ | | AQ in % | | erf. Fälle | | HZ | | AQ in % | |
| 12072232000 | Luckenwalde | 15 | 15 | 73 | 73 | 93,3 | 100,0 | 12 | 23 | 58 | 112 | 75,0 | 73,9 |
| 12072240000 | Ludwigfelde | 9 | 16 | 35 | 63 | 100,0 | 100,0 | 52 | 29 | 203 | 115 | 50,0 | 75,9 |
| 12072297000 | Niedergörsdorf | 9 | 5 | 147 | 82 | 88,9 | 100,0 | | | 0 | 0 | | |
| 12072298000 | Niederer Fläming | | | 0 | 0 | | | | | 0 | 0 | | |
| 12072312000 | Nuthe-Urstromtal | 4 | 5 | 61 | 75 | 100,0 | 100,0 | | | 0 | 0 | | |
| 12072340000 | Rangsdorf | 9 | 14 | 80 | 125 | 100,0 | 92,9 | 2 | 1 | 18 | 9 | 50,0 | 100,0 |
| 12072426000 | Trebbin | 15 | 22 | 159 | 232 | 100,0 | 95,5 | 9 | 9 | 95 | 95 | 66,7 | 77,8 |
| 12072477000 | Zossen | 20 | 48 | 106 | 265 | 100,0 | 100,0 | 28 | 19 | 148 | 105 | 14,3 | 36,8 |
| 12073000000 | Landkreis Uckermark | 57 | 89 | 47 | 74 | 100,0 | 100,0 | 62 | 82 | 52 | 68 | 37,1 | 48,8 |
| 12073008000 | Angermünde | 26 | 33 | 188 | 239 | 100,0 | 100,0 | 11 | 14 | 79 | 101 | 90,9 | 85,7 |
| 12073032000 | Berkholz-Meyenburg | | | 0 | 0 | | | | | 0 | 0 | | |
| 12073069000 | Boitzenburger Land | | | 0 | 0 | | | | 1 | 0 | 32 | | 100,0 |
| 12073085000 | Brüssow | | | 0 | 0 | | | | | 0 | 0 | | |
| 12073093000 | Carmzow-Wallmow | | | 0 | 0 | | | | | 0 | 0 | | |
| 12073097000 | Casekow | 5 | 4 | 265 | 211 | 100,0 | 100,0 | | | 0 | 0 | | |
| 12073157000 | Flieth-Stegelitz | | | 0 | 0 | | | | | 0 | 0 | | |
| 12073189000 | Gartz (Oder) | | | 0 | 0 | | | | | 0 | 0 | | |
| 12073201000 | Gerswalde | | | 0 | 0 | | | | | 0 | 0 | | |
| 12073216000 | Göritz | | | 0 | 0 | | | | | 0 | 0 | | |
| 12073225000 | Gramzow | | | 0 | 0 | | | | | 0 | 0 | | |
| 12073261000 | Grünow | | | 0 | 0 | | | | | 0 | 0 | | |
| 12073309000 | Hohenselchow-Groß Pinnow | | | 0 | 0 | | | | | 0 | 0 | | |
| 12073384000 | Lychen | | | 0 | 0 | | | 4 | 5 | 125 | 155 | 25,0 | 60,0 |
| 12073386000 | Mark Landin | | | 0 | 0 | | | | | 0 | 0 | | |
| 12073393000 | Mescherin | | | 0 | 0 | | | | | 0 | 0 | | |
| 12073396000 | Milmersdorf | | | 0 | 0 | | | | | 0 | 0 | | |
| 12073404000 | Mittenwalde | | | 0 | 0 | | | | | 0 | 0 | | |
| 12073429000 | Nordwestuckermark | | | 0 | 0 | | | | | 0 | 0 | | |
| 12073430000 | Oberuckersee | 9 | 14 | 538 | 832 | 100,0 | 100,0 | | | 0 | 0 | | |
| 12073440000 | Pinnow | 3 | 5 | 333 | 571 | 100,0 | 100,0 | | | 0 | 0 | | |
| 12073452000 | Prenzlau | 4 | 12 | 21 | 62 | 100,0 | 100,0 | 32 | 32 | 167 | 166 | 21,9 | 40,6 |
| 12073458000 | Randowtal | | | 0 | 0 | | | | | 0 | 0 | | |
| 12073490000 | Schenkenberg | | | 0 | 0 | | | | | 0 | 0 | | |

Auszug aus PKS des Landes Brandenburg
Kennzahlen für ausgewählte Deliktbereiche

| Schlüssel | Bezeichnung | Beförderungerschleichung | | | | | | Tankbetrug | | | | | |
|-------------|--------------------|--------------------------|------|------|-------|---------|-------|------------|------|------|------|---------|-------|
| | | 2018 | 2017 | 2018 | 2017 | 2018 | 2017 | 2018 | 2017 | 2018 | 2017 | 2018 | 2017 |
| | | erf. Fälle | | HZ | | AQ in % | | erf. Fälle | | HZ | | AQ in % | |
| 12073505000 | Schöneberg | | | 0 | 0 | | | | | 0 | 0 | | |
| 12073520000 | Schönfeld | | | 0 | 0 | | | | | 0 | 0 | | |
| 12073532000 | Schwedt/Oder | 1 | 3 | 3 | 10 | 100,0 | 100,0 | 11 | 23 | 37 | 76 | 36,4 | 43,5 |
| 12073565000 | Tantow | 5 | 10 | 624 | 1.282 | 100,0 | 100,0 | | | 0 | 0 | | |
| 12073569000 | Temmen-Ringenwalde | | | 0 | 0 | | | | | 0 | 0 | | |
| 12073572000 | Templin | 1 | | 6 | 0 | 100,0 | | 3 | 6 | 19 | 37 | 0,0 | 0,0 |
| 12073578000 | Uckerfelde | | | 0 | 0 | | | 1 | 1 | 107 | 106 | 100,0 | 100,0 |
| 12073579000 | Uckerland | 2 | 4 | 75 | 149 | 100,0 | 100,0 | | | 0 | 0 | | |
| 12073603000 | Passow | 1 | 4 | 69 | 273 | 100,0 | 100,0 | | | 0 | 0 | | |
| 12073645000 | Zichow | | | 0 | 0 | | | | | 0 | 0 | | |

Auszug aus PKS des Landes Brandenburg
Kennzahlen für ausgewählte Deliktsbereiche

| Schlüssel | Bezeichnung | Urkundenfälschung | | | | | | Widerstand gg. Staatsgewalt / öff. Ordnung | | | | | |
|-------------------|-------------------------------|-------------------|--------------|-----------|-----------|-------------|-------------|--|--------------|------------|------------|-------------|-------------|
| | | 2018 | 2017 | 2018 | 2017 | 2018 | 2017 | 2018 | 2017 | 2018 | 2017 | 2018 | 2017 |
| | | erf. Fälle | | HZ | | AQ in % | | erf. Fälle | | HZ | | AQ in % | |
| 1200000000 | Bundesland Brandenburg | 2.404 | 2.405 | 96 | 96 | 84,4 | 82,9 | 5.890 | 5.706 | 235 | 229 | 82,6 | 84,1 |
| 1205100000 | Brandenburg an der Havel | 50 | 37 | 70 | 52 | 78,0 | 86,5 | 241 | 182 | 335 | 254 | 90,0 | 94,0 |
| 1205200000 | Cottbus | 75 | 73 | 74 | 73 | 81,3 | 76,7 | 286 | 327 | 283 | 326 | 88,1 | 88,1 |
| 1205300000 | Frankfurt (Oder) | 122 | 127 | 209 | 218 | 78,7 | 68,5 | 135 | 127 | 232 | 218 | 88,1 | 86,6 |
| 1205400000 | Potsdam | 215 | 119 | 122 | 69 | 91,2 | 84,0 | 635 | 536 | 361 | 312 | 82,7 | 84,7 |
| 1206000000 | Landkreis Barnim | 152 | 120 | 84 | 67 | 80,3 | 77,5 | 453 | 401 | 250 | 224 | 78,4 | 78,8 |
| 12060005000 | Ahrensfelde | 14 | 13 | 105 | 99 | 64,3 | 53,8 | 16 | 20 | 120 | 153 | 62,5 | 80,0 |
| 12060012000 | Althüttendorf | 1 | | 171 | 0 | 100,0 | | 1 | | 171 | 0 | 100,0 | |
| 12060020000 | Bernau bei Berlin | 33 | 22 | 86 | 58 | 78,8 | 86,4 | 112 | 102 | 293 | 270 | 78,6 | 84,3 |
| 12060024000 | Biesenthal | 3 | 1 | 52 | 18 | 66,7 | 100,0 | 5 | 8 | 87 | 141 | 100,0 | 25,0 |
| 12060034000 | Breydin | | | 0 | 0 | | | 2 | 1 | 264 | 131 | 100,0 | 100,0 |
| 12060036000 | Britz | 3 | 3 | 144 | 141 | 33,3 | 100,0 | 4 | 3 | 191 | 141 | 50,0 | 100,0 |
| 12060045000 | Chorin | 1 | | 43 | 0 | 100,0 | | 3 | 4 | 129 | 175 | 66,7 | 100,0 |
| 12060052000 | Eberswalde | 40 | 40 | 99 | 100 | 95,0 | 77,5 | 189 | 130 | 470 | 325 | 85,2 | 83,1 |
| 12060068000 | Friedrichswalde | | | 0 | 0 | | | | | 0 | 0 | | |
| 12060092000 | Hohenfinow | | | 0 | 0 | | | | 2 | 0 | 379 | | 100,0 |
| 12060100000 | Joachimsthal | 2 | 2 | 59 | 58 | 100,0 | 100,0 | 7 | 2 | 208 | 58 | 71,4 | 100,0 |
| 12060128000 | Liepe | 1 | | 156 | 0 | 100,0 | | 2 | | 311 | 0 | 50,0 | |
| 12060149000 | Lunow-Stolzenhagen | | | 0 | 0 | | | 1 | | 83 | 0 | 100,0 | |
| 12060154000 | Marlenwerder | | | 0 | 0 | | | 1 | 5 | 59 | 294 | 100,0 | 100,0 |
| 12060161000 | Melchow | | 1 | 0 | 107 | | 0,0 | | | 0 | 0 | | |
| 12060172000 | Niederfinow | | | 0 | 0 | | | | | 0 | 0 | | |
| 12060176000 | Oderberg | 1 | 1 | 46 | 46 | 100,0 | 100,0 | 5 | 3 | 230 | 137 | 80,0 | 100,0 |
| 12060181000 | Panketal | 8 | 5 | 39 | 25 | 25,0 | 60,0 | 27 | 20 | 132 | 98 | 70,4 | 60,0 |
| 12060185000 | Parsteinsee | | | 0 | 0 | | | | | 0 | 0 | | |
| 12060192000 | Rüdnitz | 1 | | 50 | 0 | 100,0 | | 7 | 3 | 353 | 156 | 42,9 | 33,3 |
| 12060198000 | Schorfheide | 27 | 17 | 271 | 171 | 96,3 | 94,1 | 20 | 23 | 201 | 231 | 80,0 | 78,3 |
| 12060250000 | Sydower Fließ | 1 | | 103 | 0 | 100,0 | | | 4 | 0 | 429 | | 100,0 |
| 12060269000 | Wandlitz | 11 | 13 | 49 | 58 | 45,5 | 61,5 | 31 | 49 | 137 | 219 | 67,7 | 55,1 |
| 12060280000 | Werneuchen | 5 | 2 | 57 | 23 | 100,0 | 100,0 | 19 | 22 | 215 | 256 | 63,2 | 100,0 |
| 12060296000 | Ziethen | | | 0 | 0 | | | 1 | | 226 | 0 | 100,0 | |

Auszug aus PKS des Landes Brandenburg
Kennzahlen für ausgewählte Deliktsbereiche

| Schlüssel | Bezeichnung | Urkundenfälschung | | | | | | Widerstand gg. Staatsgewalt / öff. Ordnung | | | | | |
|-------------|---------------------------|-------------------|------|-------|-------|---------|-------|--|------|-------|------|---------|-------|
| | | 2018 | 2017 | 2018 | 2017 | 2018 | 2017 | 2018 | 2017 | 2018 | 2017 | 2018 | 2017 |
| | | erf. Fälle | | HZ | | AQ in % | | erf. Fälle | | HZ | | AQ in % | |
| 12061000000 | Landkreis Dahme-Spreewald | 442 | 584 | 264 | 352 | 88,7 | 88,7 | 447 | 346 | 267 | 208 | 83,7 | 85,8 |
| 12061005000 | Alt Zauche-Wußwerk | | | 0 | 0 | | | 1 | | 205 | 0 | 100,0 | |
| 12061017000 | Bersteland | 1 | 1 | 114 | 111 | 100,0 | 0,0 | | | 0 | 0 | | |
| 12061020000 | Bestensee | 12 | 6 | 154 | 80 | 100,0 | 66,7 | 15 | 13 | 193 | 173 | 86,7 | 92,3 |
| 12061061000 | Byhleguhre-Byhlen | | | 0 | 0 | | | | 1 | 0 | 135 | | 100,0 |
| 12061097000 | Drahnsdorf | 1 | | 163 | 0 | 100,0 | | | | 0 | 0 | | |
| 12061112000 | Eichwalde | 3 | 3 | 47 | 46 | 66,7 | 66,7 | 8 | 6 | 124 | 92 | 75,0 | 100,0 |
| 12061164000 | Golßen | 4 | 1 | 157 | 39 | 75,0 | 0,0 | 3 | 3 | 118 | 117 | 33,3 | 66,7 |
| 12061192000 | Groß Köris | | 1 | 0 | 44 | | 100,0 | 7 | 2 | 305 | 88 | 42,9 | 50,0 |
| 12061216000 | Halbe | 3 | 6 | 125 | 244 | 100,0 | 66,7 | 4 | 7 | 167 | 285 | 75,0 | 85,7 |
| 12061217000 | Heidesee | 5 | 9 | 70 | 127 | 100,0 | 77,8 | 9 | 9 | 126 | 127 | 66,7 | 88,9 |
| 12061219000 | Heideblick | 4 | 3 | 112 | 83 | 100,0 | 66,7 | 3 | 2 | 84 | 56 | 100,0 | 50,0 |
| 12061224000 | Jamlitz | | | 0 | 0 | | | 1 | | 191 | 0 | 100,0 | |
| 12061244000 | Kasel-Golzig | | | 0 | 0 | | | 3 | 1 | 435 | 146 | 66,7 | 100,0 |
| 12061260000 | Königs Wusterhausen | 81 | 46 | 221 | 126 | 71,6 | 67,4 | 88 | 83 | 240 | 228 | 85,2 | 83,1 |
| 12061265000 | Krausnick-Groß Wasserburg | 1 | | 168 | 0 | 0,0 | | | 2 | 0 | 334 | | 100,0 |
| 12061308000 | Lieberose | | | 0 | 0 | | | 7 | 3 | 508 | 221 | 85,7 | 100,0 |
| 12061316000 | Lübben (Spreewald) | 5 | 8 | 36 | 58 | 80,0 | 100,0 | 24 | 50 | 172 | 361 | 87,5 | 96,0 |
| 12061320000 | Luckau | 15 | 22 | 154 | 230 | 86,7 | 63,6 | 14 | 14 | 144 | 146 | 85,7 | 85,7 |
| 12061328000 | Märkisch Buchholz | | 1 | 0 | 127 | | 100,0 | | | 0 | 0 | | |
| 12061329000 | Märkische Heide | 3 | 2 | 77 | 51 | 66,7 | 50,0 | 4 | 2 | 103 | 51 | 100,0 | 50,0 |
| 12061332000 | Mittenwalde | 19 | 20 | 209 | 223 | 68,4 | 60,0 | 14 | 13 | 154 | 145 | 64,3 | 76,9 |
| 12061344000 | Münchehofe | | 1 | 0 | 213 | | 0,0 | 1 | 1 | 212 | 213 | 0,0 | 0,0 |
| 12061352000 | Neu Zauche | | | 0 | 0 | | | 1 | 2 | 91 | 180 | 100,0 | 50,0 |
| 12061405000 | Rietzneuendorf-Staakow | 2 | 1 | 335 | 163 | 0,0 | 100,0 | 2 | 1 | 335 | 163 | 100,0 | 0,0 |
| 12061428000 | Schleipzig | | | 0 | 0 | | | | 3 | 0 | 493 | | 100,0 |
| 12061433000 | Schönefeld | 256 | 422 | 1.750 | 2.926 | 96,5 | 96,7 | 167 | 70 | 1.142 | 485 | 94,0 | 92,9 |
| 12061435000 | Schönwald | 2 | | 173 | 0 | 100,0 | | 1 | 3 | 87 | 256 | 100,0 | 33,3 |
| 12061444000 | Schulzendorf | 3 | 1 | 37 | 13 | 100,0 | 100,0 | 20 | 9 | 245 | 113 | 60,0 | 100,0 |
| 12061448000 | Schwerin | 1 | 1 | 122 | 123 | 100,0 | 100,0 | 1 | 3 | 122 | 368 | 0,0 | 66,7 |
| 12061450000 | Schwielochsee | 2 | 2 | 134 | 134 | 50,0 | 0,0 | 2 | 1 | 134 | 67 | 100,0 | 100,0 |
| 12061470000 | Spreewaldheide | | | 0 | 0 | | | | | 0 | 0 | | |
| 12061471000 | Steinreich | | | 0 | 0 | | | 1 | 4 | 204 | 794 | 100,0 | 75,0 |

Auszug aus PKS des Landes Brandenburg
Kennzahlen für ausgewählte Deliktsbereiche

| Schlüssel | Bezeichnung | Urkundenfälschung | | | | | | Widerstand gg. Staatsgewalt / öff. Ordnung | | | | | |
|--------------------|------------------------------|-------------------|-----------|-----------|-----------|-------------|-------------|--|------------|------------|------------|-------------|-------------|
| | | 2018 | 2017 | 2018 | 2017 | 2018 | 2017 | 2018 | 2017 | 2018 | 2017 | 2018 | 2017 |
| | | erf. Fälle | | HZ | | AQ in % | | erf. Fälle | | HZ | | AQ in % | |
| 12061476000 | Straupitz | 2 | 2 | 210 | 210 | 100,0 | 100,0 | | | 0 | 0 | | |
| 12061492000 | Teupitz | 1 | | 53 | 0 | 100,0 | | 3 | 6 | 160 | 321 | 66,7 | 83,3 |
| 12061510000 | Unterspreewald | | | 0 | 0 | | | 2 | 1 | 241 | 118 | 100,0 | 100,0 |
| 12061540000 | Wildau | 11 | 16 | 109 | 159 | 90,9 | 68,8 | 21 | 17 | 208 | 169 | 61,9 | 82,4 |
| 12061572000 | Zeuthen | 5 | 9 | 44 | 80 | 80,0 | 77,8 | 20 | 14 | 177 | 124 | 75,0 | 64,3 |
| 12062000000 | Landkreis Elbe-Elster | 45 | 51 | 43 | 49 | 77,8 | 94,1 | 242 | 186 | 234 | 178 | 84,3 | 88,2 |
| 12062024000 | Bad Liebenwerda | 4 | 11 | 43 | 118 | 100,0 | 100,0 | 33 | 21 | 356 | 226 | 90,9 | 100,0 |
| 12062088000 | Crinitz | | 2 | 0 | 165 | | 100,0 | 1 | 1 | 84 | 82 | 100,0 | 0,0 |
| 12062092000 | Doberlug-Kirchhain | 1 | 4 | 11 | 44 | 100,0 | 100,0 | 40 | 15 | 443 | 163 | 67,5 | 73,3 |
| 12062124000 | Elsterwerda | 3 | 4 | 38 | 49 | 100,0 | 100,0 | 35 | 8 | 439 | 99 | 88,6 | 75,0 |
| 12062128000 | Falkenberg/Elster | 2 | 3 | 31 | 46 | 50,0 | 100,0 | 8 | 14 | 125 | 217 | 75,0 | 71,4 |
| 12062134000 | Fichtwald | 2 | | 320 | 0 | 0,0 | | 1 | | 160 | 0 | 100,0 | |
| 12062140000 | Finsterwalde | 16 | 13 | 98 | 79 | 81,3 | 100,0 | 64 | 58 | 390 | 352 | 90,6 | 98,3 |
| 12062177000 | Gorden-Staupitz | | | 0 | 0 | | | | | 0 | 0 | | |
| 12062196000 | Gröden | | | 0 | 0 | | | 2 | 1 | 148 | 73 | 100,0 | 100,0 |
| 12062208000 | Großthiemig | | | 0 | 0 | | | 7 | | 674 | 0 | 85,7 | |
| 12062219000 | Heideland | | | 0 | 0 | | | 1 | | 191 | 0 | 100,0 | |
| 12062224000 | Herzberg/Elster | 6 | 3 | 66 | 33 | 50,0 | 66,7 | 10 | 22 | 110 | 241 | 90,0 | 95,5 |
| 12062232000 | Hirschfeld | | | 0 | 0 | | | 1 | | 81 | 0 | 100,0 | |
| 12062237000 | Hohenbucko | 2 | | 316 | 0 | 0,0 | | | | 0 | 0 | | |
| 12062240000 | Hohenleipisch | | | 0 | 0 | | | 3 | 5 | 148 | 243 | 66,7 | 100,0 |
| 12062282000 | Kremitzau | | | 0 | 0 | | | | | 0 | 0 | | |
| 12062289000 | Lebusa | | | 0 | 0 | | | | | 0 | 0 | | |
| 12062293000 | Lichterfeld-Schacksdorf | | 1 | 0 | 90 | | 100,0 | 3 | 1 | 296 | 90 | 100,0 | 0,0 |
| 12062333000 | Massen-Niederlausitz | 1 | 1 | 53 | 52 | 100,0 | 100,0 | 1 | 7 | 53 | 365 | 100,0 | 85,7 |
| 12062336000 | Merzdorf | | | 0 | 0 | | | 1 | | 122 | 0 | 100,0 | |
| 12062341000 | Mühlberg/Elbe | | 1 | 0 | 26 | | 100,0 | 4 | 5 | 107 | 131 | 100,0 | 60,0 |
| 12062372000 | Plessa | 1 | 1 | 38 | 37 | 100,0 | 0,0 | 3 | 4 | 113 | 150 | 66,7 | 75,0 |
| 12062410000 | Röderland | 1 | | 26 | 0 | 100,0 | | 2 | 5 | 51 | 128 | 100,0 | 60,0 |
| 12062417000 | Rückersdorf | 1 | | 74 | 0 | 100,0 | | 2 | 1 | 147 | 72 | 50,0 | 100,0 |
| 12062425000 | Sallgast | | | 0 | 0 | | | 1 | 3 | 68 | 208 | 100,0 | 100,0 |
| 12062440000 | Schilda | | | 0 | 0 | | | | | 0 | 0 | | |
| 12062445000 | Schlieben | 2 | 2 | 83 | 83 | 100,0 | 100,0 | 7 | 2 | 290 | 83 | 71,4 | 50,0 |

Auszug aus PKS des Landes Brandenburg
Kennzahlen für ausgewählte Deliktsbereiche

| Schlüssel | Bezeichnung | Urkundenfälschung | | | | | | Widerstand gg. Staatsgewalt / öff. Ordnung | | | | | |
|--------------------|----------------------------|-------------------|-----------|-----------|-----------|-------------|-------------|--|------------|------------|------------|-------------|-------------|
| | | 2018 | 2017 | 2018 | 2017 | 2018 | 2017 | 2018 | 2017 | 2018 | 2017 | 2018 | 2017 |
| | | erf. Fälle | | HZ | | AQ in % | | erf. Fälle | | HZ | | AQ in % | |
| 12062453000 | Schönborn | | 1 | 0 | 64 | | 100,0 | 2 | 2 | 129 | 129 | 100,0 | 100,0 |
| 12062461000 | Schönwalde | 1 | | 33 | 0 | 100,0 | | 3 | 2 | 98 | 65 | 66,7 | 100,0 |
| 12062464000 | Schraden | | | 0 | 0 | | | | 1 | 0 | 198 | | 100,0 |
| 12062469000 | Sonnenwalde | | 1 | 0 | 31 | | 0,0 | 3 | 5 | 92 | 153 | 100,0 | 80,0 |
| 12062492000 | Tröbitz | | | 0 | 0 | | | | | 0 | 0 | | |
| 12062500000 | Uebigau-Wahrenbrück | 2 | 3 | 38 | 56 | 100,0 | 100,0 | 4 | 3 | 75 | 56 | 50,0 | 100,0 |
| 12063000000 | Landkreis Havelland | 89 | 91 | 55 | 57 | 75,3 | 73,6 | 279 | 324 | 174 | 203 | 82,1 | 88,6 |
| 12063036000 | Brieselang | 5 | 4 | 43 | 35 | 100,0 | 75,0 | 16 | 13 | 137 | 113 | 68,8 | 92,3 |
| 12063056000 | Dallgow-Döberitz | 3 | 3 | 30 | 30 | 33,3 | 66,7 | 17 | 19 | 171 | 191 | 76,5 | 84,2 |
| 12063080000 | Falkensee | 18 | 14 | 41 | 32 | 61,1 | 71,4 | 63 | 96 | 145 | 223 | 77,8 | 84,4 |
| 12063088000 | Friesack | 1 | 3 | 39 | 117 | 100,0 | 66,7 | 4 | 8 | 157 | 313 | 75,0 | 100,0 |
| 12063094000 | Gollenberg | | | 0 | 0 | | | | | 0 | 0 | | |
| 12063112000 | Großderschau | | | 0 | 0 | | | | | 0 | 0 | | |
| 12063134000 | Havelaue | | 2 | 0 | 230 | | 100,0 | 1 | | 115 | 0 | 100,0 | |
| 12063142000 | Wiesenaue | | 1 | 0 | 130 | | 100,0 | 2 | | 257 | 0 | 50,0 | |
| 12063148000 | Ketzin | 2 | 1 | 31 | 15 | 50,0 | 0,0 | 7 | 15 | 108 | 232 | 100,0 | 80,0 |
| 12063161000 | Kleßen-Görne | | | 0 | 0 | | | | | 0 | 0 | | |
| 12063165000 | Kotzen | | | 0 | 0 | | | | 1 | 0 | 167 | | 0,0 |
| 12063186000 | Märkisch Luch | | | 0 | 0 | | | 1 | | 80 | 0 | 0,0 | |
| 12063189000 | Milower Land | 4 | | 93 | 0 | 50,0 | | 2 | 3 | 47 | 69 | 100,0 | 100,0 |
| 12063202000 | Mühlenberge | | | 0 | 0 | | | | 3 | 0 | 422 | | 100,0 |
| 12063208000 | Nauen | 29 | 35 | 164 | 201 | 79,3 | 82,9 | 55 | 51 | 311 | 292 | 76,4 | 92,2 |
| 12063212000 | Nennhausen | 2 | | 108 | 0 | 50,0 | | 2 | 3 | 108 | 159 | 100,0 | 100,0 |
| 12063228000 | Paulinenaue | 2 | | 154 | 0 | 50,0 | | 2 | 1 | 154 | 80 | 50,0 | 100,0 |
| 12063240000 | Pessin | 1 | 1 | 152 | 151 | 100,0 | 0,0 | 1 | | 152 | 0 | 0,0 | |
| 12063244000 | Premnitz | 1 | 5 | 12 | 59 | 100,0 | 60,0 | 9 | 11 | 107 | 131 | 88,9 | 90,9 |
| 12063252000 | Rathenow | 16 | 17 | 66 | 70 | 100,0 | 64,7 | 60 | 51 | 247 | 210 | 91,7 | 92,2 |
| 12063256000 | Retzow | 1 | 1 | 196 | 196 | 100,0 | 100,0 | | 1 | 0 | 196 | | 100,0 |
| 12063260000 | Rhinow | | | 0 | 0 | | | 5 | 3 | 312 | 186 | 100,0 | 100,0 |
| 12063273000 | Schönwalde-Glien | | 1 | 0 | 11 | | 100,0 | 12 | 19 | 126 | 200 | 83,3 | 89,5 |
| 12063274000 | Seeblick | | | 0 | 0 | | | | 1 | 0 | 110 | | 100,0 |
| 12063293000 | Stechow-Ferchesar | | | 0 | 0 | | | 3 | | 331 | 0 | 100,0 | |
| 12063357000 | Wustermark | 4 | 3 | 44 | 34 | 50,0 | 66,7 | 17 | 25 | 186 | 280 | 94,1 | 88,0 |

Auszug aus PKS des Landes Brandenburg
Kennzahlen für ausgewählte Deliktsbereiche

| Schlüssel | Bezeichnung | Urkundenfälschung | | | | | | Widerstand gg. Staatsgewalt / öff. Ordnung | | | | | |
|-------------|-----------------------------|-------------------|------|------|------|---------|-------|--|------|------|-------|---------|-------|
| | | 2018 | 2017 | 2018 | 2017 | 2018 | 2017 | 2018 | 2017 | 2018 | 2017 | 2018 | 2017 |
| | | erf. Fälle | | HZ | | AQ in % | | erf. Fälle | | HZ | | AQ in % | |
| 12064000000 | Landkreis Märkisch-Oderland | 156 | 170 | 81 | 89 | 83,3 | 76,5 | 300 | 504 | 156 | 263 | 82,0 | 74,4 |
| 12064009000 | Alt Tucheband | | 1 | 0 | 126 | | 0,0 | 3 | | 386 | 0 | 100,0 | |
| 12064029000 | Altlandsberg | 9 | 10 | 96 | 108 | 77,8 | 60,0 | 9 | 14 | 96 | 151 | 77,8 | 42,9 |
| 12064044000 | Bad Freienwalde (Oder) | 20 | 17 | 162 | 138 | 100,0 | 105,9 | 20 | 49 | 162 | 398 | 60,0 | 57,1 |
| 12064053000 | Beiersdorf-Freudenberg | | 1 | 0 | 166 | | 0,0 | | 1 | 0 | 166 | | 0,0 |
| 12064057000 | Bleyen-Genschmar | | | 0 | 0 | | | | | 0 | 0 | | |
| 12064061000 | Bliesdorf | 1 | 2 | 89 | 175 | 100,0 | 100,0 | 4 | 2 | 356 | 175 | 100,0 | 50,0 |
| 12064084000 | Buckow (Märkische Schweiz) | 1 | | 68 | 0 | 0,0 | | 1 | | 68 | 0 | 100,0 | |
| 12064125000 | Falkenberg | 3 | | 136 | 0 | 100,0 | | 3 | 3 | 136 | 135 | 100,0 | 100,0 |
| 12064128000 | Falkenhagen (Mark) | | | 0 | 0 | | | 1 | 7 | 143 | 1.004 | 100,0 | 71,4 |
| 12064130000 | Fichtenhöhe | | 1 | 0 | 199 | | 100,0 | | | 0 | 0 | | |
| 12064136000 | Fredersdorf-Vogelsdorf | 19 | 10 | 138 | 74 | 78,9 | 80,0 | 20 | 13 | 145 | 96 | 55,0 | 84,6 |
| 12064153000 | Garzau-Garzin | 1 | | 213 | 0 | 100,0 | | | 3 | 0 | 655 | | 66,7 |
| 12064172000 | Golzow | | 1 | 0 | 120 | | 100,0 | 3 | 1 | 368 | 120 | 100,0 | 0,0 |
| 12064190000 | Gusow-Platkow | | 1 | 0 | 80 | | 100,0 | 6 | 3 | 464 | 241 | 100,0 | 66,7 |
| 12064205000 | Heckelberg-Brunow | 1 | | 152 | 0 | 100,0 | | | 1 | 0 | 150 | | 100,0 |
| 12064222000 | Höhenland | | 1 | 0 | 98 | | 100,0 | 1 | 2 | 99 | 197 | 100,0 | 50,0 |
| 12064227000 | Hoppegarten | 22 | 15 | 122 | 84 | 72,7 | 73,3 | 23 | 36 | 128 | 202 | 87,0 | 61,1 |
| 12064266000 | Küstriner Vorland | 5 | 10 | 194 | 393 | 100,0 | 80,0 | 11 | 4 | 428 | 157 | 90,9 | 0,0 |
| 12064268000 | Lebus | 1 | 2 | 32 | 64 | 100,0 | 50,0 | 1 | 1 | 32 | 32 | 100,0 | 100,0 |
| 12064274000 | Letschin | 3 | 2 | 76 | 50 | 66,7 | 50,0 | 4 | 6 | 101 | 150 | 100,0 | 50,0 |
| 12064288000 | Lietzen | | 1 | 0 | 130 | | 0,0 | 1 | 1 | 136 | 130 | 100,0 | 100,0 |
| 12064290000 | Lindendorf | | | 0 | 0 | | | 5 | 1 | 371 | 74 | 100,0 | 0,0 |
| 12064303000 | Märkische Höhe | 1 | | 177 | 0 | 0,0 | | 5 | | 885 | 0 | 100,0 | |
| 12064317000 | Müncheberg | 6 | 6 | 88 | 88 | 83,3 | 50,0 | 14 | 10 | 205 | 147 | 64,3 | 70,0 |
| 12064336000 | Neuenhagen bei Berlin | 4 | 7 | 22 | 39 | 100,0 | 85,7 | 16 | 57 | 89 | 319 | 75,0 | 59,6 |
| 12064340000 | Neuhardenberg | 1 | 3 | 38 | 115 | 100,0 | 33,3 | 2 | 13 | 75 | 497 | 100,0 | 100,0 |
| 12064349000 | Neulewin | | 1 | 0 | 110 | | 100,0 | 1 | | 111 | 0 | 100,0 | |
| 12064365000 | Neutrebbin | | | 0 | 0 | | | | 1 | 0 | 72 | | 100,0 |
| 12064370000 | Oberbarnim | | | 0 | 0 | | | 1 | 2 | 66 | 139 | 100,0 | 50,0 |
| 12064371000 | Oderau | 2 | | 126 | 0 | 100,0 | | 4 | 6 | 251 | 379 | 100,0 | 33,3 |
| 12064380000 | Petershagen/Eggersdorf | 3 | 3 | 20 | 20 | 66,7 | 66,7 | 18 | 16 | 120 | 109 | 72,2 | 68,8 |
| 12064388000 | Podelzig | | 1 | 0 | 117 | | 100,0 | | | 0 | 0 | | |

Auszug aus PKS des Landes Brandenburg
Kennzahlen für ausgewählte Deliktbereiche

| Schlüssel | Bezeichnung | Urkundenfälschung | | | | | | Widerstand gg. Staatsgewalt / öff. Ordnung | | | | | |
|--------------------|----------------------------|-------------------|------------|-----------|-----------|-------------|-------------|--|------------|------------|------------|-------------|-------------|
| | | 2018 | 2017 | 2018 | 2017 | 2018 | 2017 | 2018 | 2017 | 2018 | 2017 | 2018 | 2017 |
| | | erf. Fälle | | HZ | | AQ in % | | erf. Fälle | | HZ | | AQ in % | |
| 12064393000 | Prötzel | | | 0 | 0 | | | 1 | 2 | 100 | 198 | 100,0 | 50,0 |
| 12064408000 | Rehfelde | 1 | 6 | 20 | 124 | 100,0 | 100,0 | 6 | 6 | 121 | 124 | 100,0 | 83,3 |
| 12064417000 | Reichenow-Möglin | | | 0 | 0 | | | | | 0 | 0 | | |
| 12064420000 | Reitwein | | | 0 | 0 | | | | | 0 | 0 | | |
| 12064428000 | Rüdersdorf bei Berlin | 14 | 20 | 90 | 130 | 57,1 | 70,0 | 31 | 29 | 199 | 189 | 83,9 | 96,6 |
| 12064448000 | Seelow | 7 | 2 | 129 | 37 | 100,0 | 50,0 | 14 | 15 | 259 | 275 | 100,0 | 100,0 |
| 12064472000 | Strausberg | 14 | 28 | 53 | 106 | 100,0 | 71,4 | 56 | 74 | 211 | 280 | 80,4 | 68,9 |
| 12064480000 | Treplin | 3 | | 833 | 0 | 100,0 | | | 1 | 0 | 267 | | 100,0 |
| 12064482000 | Vierlinden | 3 | | 208 | 0 | 100,0 | | 4 | 5 | 277 | 339 | 100,0 | 80,0 |
| 12064484000 | Waldsiedersdorf | 1 | 1 | 124 | 124 | 100,0 | 100,0 | | 1 | 0 | 124 | | 0,0 |
| 12064512000 | Wriezen | 9 | 14 | 124 | 191 | 66,7 | 85,7 | 10 | 115 | 138 | 1.569 | 90,0 | 96,5 |
| 12064538000 | Zechin | | 1 | 0 | 155 | | 100,0 | 1 | 2 | 150 | 309 | 100,0 | 100,0 |
| 12064539000 | Zeschdorf | 1 | 2 | 80 | 160 | 100,0 | 100,0 | | 1 | 0 | 80 | | 100,0 |
| 12065000000 | Landkreis Oberhavel | 176 | 145 | 84 | 69 | 77,3 | 85,5 | 517 | 516 | 246 | 247 | 75,2 | 77,9 |
| 12065036000 | Birkenwerder | 3 | 2 | 37 | 25 | 100,0 | 100,0 | 12 | 10 | 148 | 125 | 91,7 | 80,0 |
| 12065084000 | Fürstenberg/Havel | 1 | 5 | 17 | 85 | 100,0 | 80,0 | 12 | 19 | 205 | 323 | 75,0 | 78,9 |
| 12065096000 | Glienicke/Nordbahn | 4 | 10 | 33 | 82 | 100,0 | 80,0 | 13 | 16 | 106 | 132 | 84,6 | 56,3 |
| 12065100000 | Gransee | 7 | 5 | 119 | 85 | 85,7 | 100,0 | 20 | 24 | 339 | 407 | 95,0 | 91,7 |
| 12065117000 | Großwoltersdorf | | 1 | 0 | 130 | | 100,0 | 1 | | 131 | 0 | 0,0 | |
| 12065136000 | Hennigsdorf | 22 | 17 | 83 | 65 | 86,4 | 76,5 | 136 | 63 | 516 | 241 | 73,5 | 79,4 |
| 12065144000 | Hohen Neuendorf | 11 | 15 | 42 | 58 | 90,9 | 93,3 | 34 | 50 | 131 | 195 | 88,2 | 72,0 |
| 12065165000 | Kremmen | 7 | 12 | 93 | 164 | 71,4 | 75,0 | 13 | 11 | 173 | 150 | 61,5 | 90,9 |
| 12065180000 | Leegebruch | 11 | 3 | 162 | 44 | 63,6 | 100,0 | 9 | 7 | 133 | 104 | 66,7 | 85,7 |
| 12065193000 | Liebenwalde | 3 | 3 | 70 | 70 | 33,3 | 100,0 | 15 | 11 | 350 | 257 | 66,7 | 90,9 |
| 12065198000 | Löwenberger Land | 18 | 3 | 221 | 37 | 94,4 | 100,0 | 16 | 12 | 196 | 148 | 62,5 | 91,7 |
| 12065225000 | Mühlenbecker Land | 10 | 10 | 67 | 67 | 60,0 | 80,0 | 28 | 15 | 187 | 101 | 75,0 | 66,7 |
| 12065251000 | Oberkrämer | 6 | 6 | 54 | 55 | 66,7 | 100,0 | 22 | 30 | 196 | 273 | 63,6 | 76,7 |
| 12065256000 | Oranienburg | 42 | 40 | 95 | 91 | 88,1 | 85,0 | 132 | 189 | 300 | 429 | 72,7 | 77,8 |
| 12065276000 | Schönermark | 1 | | 222 | 0 | 100,0 | | | | 0 | 0 | | |
| 12065301000 | Sonnenberg | 1 | | 121 | 0 | 100,0 | | 2 | | 242 | 0 | 100,0 | |
| 12065310000 | Stechlin | 1 | | 82 | 0 | 100,0 | | 1 | 2 | 82 | 165 | 0,0 | 100,0 |
| 12065332000 | Velten | 19 | 7 | 161 | 59 | 21,1 | 71,4 | 25 | 23 | 211 | 195 | 68,0 | 82,6 |
| 12065356000 | Zehdenick | 9 | 6 | 67 | 45 | 100,0 | 100,0 | 26 | 34 | 193 | 253 | 96,2 | 70,6 |

Auszug aus PKS des Landes Brandenburg
Kennzahlen für ausgewählte Deliktsbereiche

| Schlüssel | Bezeichnung | Urkundenfälschung | | | | | | Widerstand gg. Staatsgewalt / öff. Ordnung | | | | | |
|--------------------|--|-------------------|------------|-----------|-----------|-------------|-------------|--|------------|------------|------------|-------------|-------------|
| | | 2018 | 2017 | 2018 | 2017 | 2018 | 2017 | 2018 | 2017 | 2018 | 2017 | 2018 | 2017 |
| | | erf. Fälle | | HZ | | AQ in % | | erf. Fälle | | HZ | | AQ in % | |
| 12066000000 | Landkreis Oberspreewald-Lausitz | 69 | 85 | 62 | 76 | 88,4 | 87,1 | 153 | 187 | 138 | 167 | 86,9 | 89,3 |
| 12066008000 | Altdöbern | | 2 | 0 | 79 | | 100,0 | 2 | 6 | 82 | 238 | 50,0 | 83,3 |
| 12066041000 | Bronkow | | 1 | 0 | 171 | | 100,0 | | | 0 | 0 | | |
| 12066052000 | Calau | 9 | 9 | 116 | 115 | 100,0 | 100,0 | 11 | 13 | 141 | 166 | 81,8 | 92,3 |
| 12066064000 | Frauendorf | | | 0 | 0 | | | | | 0 | 0 | | |
| 12066104000 | Großmehlen | | | 0 | 0 | | | | 1 | 0 | 91 | | 100,0 |
| 12066112000 | Großbräschen | 1 | 3 | 12 | 35 | 100,0 | 100,0 | 8 | 14 | 93 | 162 | 87,5 | 92,9 |
| 12066116000 | Grünwald | | | 0 | 0 | | | | | 0 | 0 | | |
| 12066120000 | Guteborn | 1 | | 189 | 0 | 100,0 | | 1 | | 189 | 0 | 100,0 | |
| 12066124000 | Hermsdorf | | 1 | 0 | 126 | | 100,0 | | | 0 | 0 | | |
| 12066132000 | Hohenbocka | | | 0 | 0 | | | 3 | | 309 | 0 | 100,0 | |
| 12066168000 | Kroppen | | | 0 | 0 | | | | | 0 | 0 | | |
| 12066176000 | Lauchhammer | 3 | 9 | 21 | 61 | 100,0 | 100,0 | 10 | 17 | 69 | 115 | 80,0 | 100,0 |
| 12066188000 | Lindenau | | | 0 | 0 | | | | | 0 | 0 | | |
| 12066196000 | Lübbenau/Spreewald | 10 | 16 | 62 | 99 | 100,0 | 75,0 | 27 | 18 | 168 | 112 | 92,6 | 88,9 |
| 12066202000 | Luckaitztal | | | 0 | 0 | | | 1 | | 124 | 0 | 0,0 | |
| 12066226000 | Neu-Seeland | | 1 | 0 | 169 | | 100,0 | | 1 | 0 | 169 | | 100,0 |
| 12066228000 | Neupetershain | 1 | | 84 | 0 | 100,0 | | 3 | 3 | 251 | 244 | 100,0 | 66,7 |
| 12066240000 | Ortrand | | | 0 | 0 | | | 1 | 1 | 47 | 47 | 100,0 | 0,0 |
| 12066272000 | Ruhland | 2 | 1 | 55 | 27 | 100,0 | 0,0 | 3 | 2 | 82 | 54 | 33,3 | 0,0 |
| 12066285000 | Schipkau | 5 | 4 | 74 | 59 | 100,0 | 100,0 | 6 | 7 | 88 | 103 | 100,0 | 85,7 |
| 12066292000 | Schwarzbach | | | 0 | 0 | | | 1 | | 153 | 0 | 0,0 | |
| 12066296000 | Schwarzheide | 12 | 12 | 211 | 210 | 83,3 | 91,7 | 4 | 8 | 70 | 140 | 75,0 | 100,0 |
| 12066304000 | Senftenberg | 19 | 19 | 77 | 77 | 84,2 | 73,7 | 66 | 90 | 269 | 363 | 92,4 | 87,8 |
| 12066316000 | Tettau | | 1 | 0 | 128 | | 100,0 | | | 0 | 0 | | |
| 12066320000 | Vetschau/Spreewald | 6 | 6 | 73 | 72 | 50,0 | 100,0 | 6 | 6 | 73 | 72 | 66,7 | 100,0 |
| 12067000000 | Landkreis Oder-Spree | 162 | 175 | 91 | 98 | 91,4 | 88,0 | 445 | 381 | 250 | 213 | 73,0 | 81,6 |
| 12067024000 | Bad Saarow | | | 0 | 0 | | | 5 | 4 | 89 | 73 | 60,0 | 75,0 |
| 12067036000 | Beeskow | 2 | 7 | 25 | 86 | 0,0 | 71,4 | 17 | 22 | 210 | 272 | 88,2 | 100,0 |
| 12067040000 | Berkenbrück | | 2 | 0 | 199 | | 50,0 | 2 | 2 | 199 | 199 | 100,0 | 100,0 |
| 12067072000 | Briesen (Mark) | 12 | 11 | 429 | 395 | 100,0 | 100,0 | 2 | 10 | 72 | 359 | 100,0 | 60,0 |
| 12067076000 | Brieskow-Finkenheerd | | 1 | 0 | 43 | | 100,0 | 1 | 2 | 44 | 87 | 100,0 | 100,0 |
| 12067112000 | Diensdorf-Radlow | | | 0 | 0 | | | 3 | | 508 | 0 | 66,7 | |

Auszug aus PKS des Landes Brandenburg
Kennzahlen für ausgewählte Deliktsbereiche

| Schlüssel | Bezeichnung | Urkundenfälschung | | | | | | Widerstand gg. Staatsgewalt / öff. Ordnung | | | | | |
|-------------|-----------------------|-------------------|------|-------|-------|---------|-------|--|------|------|------|---------|-------|
| | | 2018 | 2017 | 2018 | 2017 | 2018 | 2017 | 2018 | 2017 | 2018 | 2017 | 2018 | 2017 |
| | | erf. Fälle | | HZ | | AQ in % | | erf. Fälle | | HZ | | AQ in % | |
| 12067120000 | Eisenhüttenstadt | 41 | 44 | 164 | 167 | 100,0 | 97,7 | 249 | 189 | 994 | 718 | 66,3 | 78,8 |
| 12067124000 | Erkner | 14 | 9 | 118 | 77 | 78,6 | 55,6 | 32 | 16 | 271 | 137 | 84,4 | 81,3 |
| 12067137000 | Friedland | 1 | | 34 | 0 | 100,0 | | 2 | 1 | 68 | 34 | 100,0 | 100,0 |
| 12067144000 | Fürstenwalde/Spree | 34 | 38 | 106 | 119 | 94,1 | 86,8 | 54 | 69 | 168 | 215 | 83,3 | 85,5 |
| 12067173000 | Gosen-Neu Zittau | 3 | 2 | 95 | 65 | 66,7 | 50,0 | 4 | 4 | 126 | 130 | 100,0 | 100,0 |
| 12067180000 | Groß Lindow | | | 0 | 0 | | | 6 | | 350 | 0 | 100,0 | |
| 12067201000 | Grünheide (Mark) | 4 | 1 | 47 | 12 | 100,0 | 0,0 | 7 | 9 | 82 | 107 | 71,4 | 66,7 |
| 12067205000 | Grunow-Dammendorf | | | 0 | 0 | | | | 1 | 0 | 199 | | 100,0 |
| 12067237000 | Jacobsdorf | 30 | 33 | 1.582 | 1.749 | 96,7 | 100,0 | 1 | 3 | 53 | 159 | 0,0 | 100,0 |
| 12067288000 | Langewahl | | 1 | 0 | 119 | | 0,0 | | | 0 | 0 | | |
| 12067292000 | Lawitz | | | 0 | 0 | | | 2 | | 341 | 0 | 100,0 | |
| 12067324000 | Mixdorf | | | 0 | 0 | | | 1 | | 110 | 0 | 100,0 | |
| 12067336000 | Müllrose | 1 | 1 | 22 | 22 | 100,0 | 0,0 | 5 | 1 | 109 | 22 | 80,0 | 0,0 |
| 12067338000 | Neißemünde | 2 | | 122 | 0 | 100,0 | | 2 | 2 | 122 | 126 | 0,0 | 50,0 |
| 12067357000 | Neuzelle | 1 | 1 | 23 | 23 | 100,0 | 100,0 | 6 | 1 | 140 | 23 | 100,0 | 100,0 |
| 12067397000 | Ragow-Merz | 1 | | 195 | 0 | 100,0 | | | | 0 | 0 | | |
| 12067408000 | Rauen | 1 | 1 | 51 | 50 | 100,0 | 0,0 | | 1 | 0 | 50 | | 100,0 |
| 12067413000 | Reichenwalde | | 1 | 0 | 88 | | 100,0 | | | 0 | 0 | | |
| 12067426000 | Rietz-Neuendorf | | | 0 | 0 | | | 2 | 4 | 49 | 97 | 100,0 | 75,0 |
| 12067438000 | Schlaubetal | | | 0 | 0 | | | | 1 | 0 | 54 | | 100,0 |
| 12067440000 | Schöneiche bei Berlin | 4 | 3 | 32 | 24 | 0,0 | 100,0 | 14 | 7 | 112 | 57 | 85,7 | 57,1 |
| 12067458000 | Siehdichum | | | 0 | 0 | | | 1 | | 64 | 0 | 100,0 | |
| 12067469000 | Spreehagen | 1 | 6 | 31 | 186 | 100,0 | 83,3 | 3 | 3 | 92 | 93 | 66,7 | 33,3 |
| 12067473000 | Steinhöfel | 3 | 3 | 68 | 69 | 66,7 | 66,7 | 6 | 4 | 136 | 92 | 66,7 | 100,0 |
| 12067481000 | Storkow (Mark) | | 2 | 0 | 22 | | 100,0 | 5 | 9 | 55 | 99 | 60,0 | 100,0 |
| 12067493000 | Tauche | 2 | 2 | 52 | 52 | 100,0 | 50,0 | 1 | 4 | 26 | 103 | 0,0 | 100,0 |
| 12067508000 | Vogelsang | | | 0 | 0 | | | 1 | | 139 | 0 | 100,0 | |
| 12067520000 | Wendisch Rietz | | 3 | 0 | 196 | | 100,0 | | 2 | 0 | 131 | | 100,0 |
| 12067528000 | Wiesenu | 2 | 1 | 162 | 79 | 100,0 | 100,0 | | | 0 | 0 | | |
| 12067544000 | Woltersdorf | 2 | 2 | 24 | 25 | 100,0 | 100,0 | 11 | 10 | 134 | 123 | 72,7 | 90,0 |
| 12067552000 | Ziltendorf | 1 | | 66 | 0 | 100,0 | | | | 0 | 0 | | |

Auszug aus PKS des Landes Brandenburg
Kennzahlen für ausgewählte Deliktsbereiche

| Schlüssel | Bezeichnung | Urkundenfälschung | | | | | | Widerstand gg. Staatsgewalt / öff. Ordnung | | | | | |
|--------------------|-------------------------------------|-------------------|------------|------------|-----------|-------------|-------------|--|------------|------------|------------|-------------|-------------|
| | | 2018 | 2017 | 2018 | 2017 | 2018 | 2017 | 2018 | 2017 | 2018 | 2017 | 2018 | 2017 |
| | | erf. Fälle | | HZ | | AQ in % | | erf. Fälle | | HZ | | AQ in % | |
| 12068000000 | Landkreis Ostprignitz-Ruppin | 113 | 89 | 114 | 90 | 90,3 | 87,6 | 254 | 221 | 256 | 222 | 92,1 | 93,2 |
| 12068052000 | Breddin | | | 0 | 0 | | | | 1 | 0 | 113 | | 100,0 |
| 12068072000 | Dabergotz | 1 | | 161 | 0 | 100,0 | | 2 | 1 | 322 | 164 | 100,0 | 0,0 |
| 12068109000 | Dreetz | | | 0 | 0 | | | 4 | 2 | 351 | 174 | 100,0 | 100,0 |
| 12068117000 | Fehrbellin | 19 | 14 | 214 | 158 | 89,5 | 78,6 | 11 | 15 | 124 | 170 | 90,9 | 93,3 |
| 12068181000 | Heiligengrabe | 5 | 4 | 114 | 90 | 80,0 | 25,0 | 7 | 9 | 160 | 203 | 100,0 | 88,9 |
| 12068188000 | Herzberg (Mark) | 2 | 1 | 306 | 152 | 100,0 | 100,0 | 2 | | 306 | 0 | 100,0 | |
| 12068264000 | Kyritz | 11 | 13 | 117 | 141 | 90,9 | 92,3 | 21 | 19 | 224 | 207 | 95,2 | 100,0 |
| 12068280000 | Lindow (Mark) | 4 | 3 | 131 | 99 | 100,0 | 100,0 | 3 | 8 | 98 | 264 | 100,0 | 87,5 |
| 12068306000 | Märkisch Linden | 1 | 3 | 85 | 256 | 100,0 | 100,0 | 2 | 1 | 169 | 85 | 100,0 | 100,0 |
| 12068320000 | Neuruppin | 21 | 28 | 68 | 90 | 95,2 | 92,9 | 113 | 99 | 366 | 319 | 93,8 | 92,9 |
| 12068324000 | Neustadt (Dosse) | 10 | 2 | 290 | 59 | 100,0 | 100,0 | 6 | 7 | 174 | 206 | 100,0 | 100,0 |
| 12068353000 | Rheinsberg | 8 | 2 | 99 | 25 | 87,5 | 100,0 | 23 | 13 | 284 | 159 | 91,3 | 92,3 |
| 12068372000 | Rüthnick | | | 0 | 0 | | | | 1 | 0 | 204 | | 100,0 |
| 12068409000 | Sieversdorf-Hohenofen | 1 | | 143 | 0 | 100,0 | | | 2 | 0 | 280 | | 50,0 |
| 12068413000 | Storbeck-Frankendorf | | | 0 | 0 | | | | 1 | 0 | 211 | | 100,0 |
| 12068417000 | Stüdenitz-Schönermark | | | 0 | 0 | | | | 1 | 0 | 173 | | 0,0 |
| 12068425000 | Temnitzquell | 4 | 1 | 528 | 132 | 100,0 | 100,0 | | 3 | 0 | 397 | | 100,0 |
| 12068426000 | Temnitztal | 1 | | 69 | 0 | 100,0 | | 4 | 4 | 277 | 274 | 100,0 | 100,0 |
| 12068437000 | Vielitzsee | | | 0 | 0 | | | 1 | | 216 | 0 | 100,0 | |
| 12068452000 | Walsleben | | 2 | 0 | 252 | | 100,0 | 1 | 2 | 127 | 252 | 100,0 | 100,0 |
| 12068468000 | Wittstock/Dosse | 21 | 14 | 147 | 98 | 81,0 | 85,7 | 35 | 26 | 245 | 182 | 74,3 | 96,2 |
| 12068477000 | Wusterhausen/Dosse | 4 | 2 | 68 | 34 | 75,0 | 100,0 | 18 | 5 | 306 | 84 | 100,0 | 100,0 |
| 12068501000 | Zernitz-Lohm | | | 0 | 0 | | | 1 | 1 | 116 | 115 | 100,0 | 100,0 |
| 12069000000 | Landkreis Potsdam-Mittelmark | 138 | 136 | 65 | 64 | 74,6 | 82,4 | 421 | 375 | 197 | 177 | 83,8 | 86,7 |
| 12069017000 | Beelitz | 13 | 6 | 107 | 49 | 69,2 | 100,0 | 28 | 21 | 230 | 173 | 89,3 | 95,2 |
| 12069018000 | Beetzsee | 1 | | 39 | 0 | 100,0 | | 2 | 1 | 77 | 39 | 100,0 | 100,0 |
| 12069019000 | Beetzseeheide | | | 0 | 0 | | | 3 | | 434 | 0 | 100,0 | |
| 12069020000 | Bad Belzig | 5 | 4 | 45 | 36 | 60,0 | 100,0 | 15 | 38 | 135 | 342 | 86,7 | 73,7 |
| 12069028000 | Bensdorf | 1 | 2 | 82 | 162 | 100,0 | 100,0 | | | 0 | 0 | | |
| 12069052000 | Borkheide | 1 | 2 | 50 | 102 | 100,0 | 100,0 | 1 | 3 | 50 | 154 | 100,0 | 33,3 |
| 12069056000 | Borkwalde | 1 | | 67 | 0 | 100,0 | | 1 | 2 | 67 | 134 | 100,0 | 100,0 |
| 12069076000 | Brück | 1 | 1 | 25 | 25 | 0,0 | 100,0 | 7 | 7 | 175 | 175 | 85,7 | 85,7 |

Auszug aus PKS des Landes Brandenburg
Kennzahlen für ausgewählte Deliktsbereiche

| Schlüssel | Bezeichnung | Urkundenfälschung | | | | | | Widerstand gg. Staatsgewalt / öff. Ordnung | | | | | |
|-------------|--------------------|-------------------|------|------|------|---------|-------|--|------|------|------|---------|-------|
| | | 2018 | 2017 | 2018 | 2017 | 2018 | 2017 | 2018 | 2017 | 2018 | 2017 | 2018 | 2017 |
| | | erf. Fälle | | HZ | | AQ in % | | erf. Fälle | | HZ | | AQ in % | |
| 12069089000 | Buckautal | | | 0 | 0 | | | | 2 | 0 | 403 | | 100,0 |
| 12069216000 | Golzow | 4 | | 301 | 0 | 100,0 | | | | 0 | 0 | | |
| 12069224000 | Görzke | | 1 | 0 | 81 | | 100,0 | | 2 | 0 | 162 | | 100,0 |
| 12069232000 | Gräben | 1 | | 192 | 0 | 100,0 | | | 1 | 0 | 196 | | 100,0 |
| 12069249000 | Groß Kreuz/Emster | 3 | 4 | 36 | 48 | 66,7 | 75,0 | 11 | 10 | 131 | 121 | 72,7 | 90,0 |
| 12069270000 | Havelsee | 1 | | 31 | 0 | 100,0 | | 8 | 6 | 248 | 185 | 87,5 | 83,3 |
| 12069304000 | Kleinmachnow | 2 | 4 | 10 | 19 | 150,0 | 75,0 | 37 | 28 | 180 | 136 | 64,9 | 78,6 |
| 12069306000 | Kloster Lehnin | 15 | 11 | 138 | 101 | 80,0 | 81,8 | 17 | 10 | 157 | 92 | 100,0 | 100,0 |
| 12069345000 | Linthe | 2 | 1 | 219 | 112 | 50,0 | 100,0 | 6 | 2 | 658 | 223 | 100,0 | 100,0 |
| 12069397000 | Michendorf | 11 | 15 | 88 | 122 | 36,4 | 73,3 | 14 | 8 | 113 | 65 | 85,7 | 75,0 |
| 12069402000 | Mühlenfließ | | 1 | 0 | 111 | | 100,0 | 2 | | 227 | 0 | | 50,0 |
| 12069448000 | Niemegk | 2 | | 98 | 0 | 50,0 | | | 18 | 0 | 886 | | 105,6 |
| 12069454000 | Nuthetal | 7 | 3 | 77 | 33 | 100,0 | 66,7 | 12 | 9 | 132 | 100 | 66,7 | 44,4 |
| 12069460000 | Päwesin | | | 0 | 0 | | | | | 0 | 0 | | |
| 12069470000 | Planebruch | | | 0 | 0 | | | | | 0 | 0 | | |
| 12069474000 | Planetal | | | 0 | 0 | | | | 2 | 0 | 209 | | 100,0 |
| 12069485000 | Rabenstein/Fläming | 2 | | 245 | 0 | 100,0 | | 3 | | 368 | 0 | 0,0 | |
| 12069537000 | Rosenau | | | 0 | 0 | | | 3 | 4 | 328 | 428 | 100,0 | 75,0 |
| 12069541000 | Roskow | 1 | | 85 | 0 | 100,0 | | | 2 | 0 | 168 | | 100,0 |
| 12069590000 | Schwielowsee | 7 | 9 | 66 | 85 | 85,7 | 77,8 | 21 | 7 | 198 | 66 | 81,0 | 100,0 |
| 12069596000 | Seddiner See | 2 | 3 | 43 | 68 | 50,0 | 66,7 | 6 | 7 | 130 | 158 | 100,0 | 100,0 |
| 12069604000 | Stahnsdorf | 14 | 4 | 92 | 26 | 78,6 | 100,0 | 39 | 22 | 255 | 144 | 82,1 | 81,8 |
| 12069616000 | Teltow | 15 | 17 | 58 | 66 | 80,0 | 82,4 | 67 | 62 | 260 | 242 | 89,6 | 85,5 |
| 12069632000 | Treuenbrietzen | 2 | 5 | 27 | 67 | 100,0 | 80,0 | 12 | 11 | 161 | 147 | 91,7 | 90,9 |
| 12069648000 | Wenzlow | 2 | 1 | 365 | 184 | 100,0 | 0,0 | | | 0 | 0 | | |
| 12069656000 | Werder (Havel) | 15 | 30 | 58 | 118 | 66,7 | 86,7 | 94 | 67 | 366 | 264 | 86,2 | 94,0 |
| 12069665000 | Wiesenburg/Mark | 1 | 2 | 23 | 46 | 100,0 | 50,0 | 3 | 7 | 70 | 163 | 33,3 | 85,7 |
| 12069680000 | Wollin | 2 | 2 | 238 | 237 | 0,0 | 100,0 | | 2 | 0 | 237 | | 100,0 |
| 12069688000 | Wusterwitz | 1 | | 33 | 0 | 100,0 | | 6 | 8 | 197 | 263 | 100,0 | 100,0 |
| 12069696000 | Ziesar | 3 | 8 | 123 | 327 | 66,7 | 75,0 | 3 | 6 | 123 | 245 | 66,7 | 66,7 |

Auszug aus PKS des Landes Brandenburg
Kennzahlen für ausgewählte Deliktsbereiche

| Schlüssel | Bezeichnung | Urkundenfälschung | | | | | | Widerstand gg. Staatsgewalt / öff. Ordnung | | | | | |
|-------------|------------------------|-------------------|------|------|------|---------|-------|--|------|------|------|---------|-------|
| | | 2018 | 2017 | 2018 | 2017 | 2018 | 2017 | 2018 | 2017 | 2018 | 2017 | 2018 | 2017 |
| | | erf. Fälle | | HZ | | AQ in % | | erf. Fälle | | HZ | | AQ in % | |
| 12070000000 | Landkreis Prignitz | 45 | 44 | 58 | 57 | 91,1 | 81,8 | 179 | 165 | 232 | 212 | 90,5 | 87,3 |
| 12070008000 | Bad Wilsnack | 1 | | 39 | 0 | 100,0 | | 3 | 5 | 116 | 194 | 66,7 | 80,0 |
| 12070028000 | Berge | | | 0 | 0 | | | 1 | 1 | 133 | 130 | 100,0 | 100,0 |
| 12070052000 | Breese | | | 0 | 0 | | | 1 | 1 | 67 | 68 | 100,0 | 100,0 |
| 12070060000 | Cumlosen | | | 0 | 0 | | | | | 0 | 0 | | |
| 12070096000 | Gerdshagen | 2 | 2 | 406 | 401 | 100,0 | 50,0 | | | 0 | 0 | | |
| 12070125000 | Groß Pankow (Prignitz) | 2 | | 52 | 0 | 100,0 | | 7 | 8 | 181 | 202 | 85,7 | 87,5 |
| 12070145000 | Gülitz-Reetz | | | 0 | 0 | | | | | 0 | 0 | | |
| 12070149000 | Gumtow | 2 | 1 | 59 | 29 | 50,0 | 100,0 | 9 | 7 | 267 | 206 | 88,9 | 71,4 |
| 12070153000 | Halenbeck-Rohlsdorf | | | 0 | 0 | | | 3 | | 591 | 0 | 0,0 | |
| 12070173000 | Karstädt | 1 | 5 | 17 | 83 | 100,0 | 100,0 | 5 | 14 | 83 | 233 | 80,0 | 78,6 |
| 12070222000 | Kümmernitztal | 1 | 2 | 268 | 524 | 100,0 | 50,0 | 2 | 1 | 536 | 262 | 0,0 | 100,0 |
| 12070236000 | Lanz | | | 0 | 0 | | | | | 0 | 0 | | |
| 12070241000 | Legde/Quitzebel | | | 0 | 0 | | | 1 | | 166 | 0 | 100,0 | |
| 12070244000 | Lenzen (Elbe) | 1 | 4 | 47 | 185 | 100,0 | 100,0 | 2 | 3 | 94 | 139 | 100,0 | 100,0 |
| 12070246000 | Lenzerwische | | | 0 | 0 | | | | | 0 | 0 | | |
| 12070266000 | Marienfließ | | 1 | 0 | 144 | | 0,0 | 7 | 5 | 990 | 722 | 100,0 | 100,0 |
| 12070280000 | Meyenburg | | | 0 | 0 | | | 1 | | 48 | 0 | 100,0 | |
| 12070296000 | Perleberg | 17 | 6 | 138 | 49 | 94,1 | 66,7 | 43 | 43 | 349 | 348 | 95,3 | 93,0 |
| 12070300000 | Pirow | | | 0 | 0 | | | | | 0 | 0 | | |
| 12070302000 | Plattenburg | 2 | 2 | 60 | 59 | 100,0 | 100,0 | 4 | 4 | 120 | 117 | 100,0 | 75,0 |
| 12070316000 | Pritzwalk | 7 | 4 | 58 | 33 | 85,7 | 75,0 | 23 | 20 | 192 | 166 | 87,0 | 80,0 |
| 12070325000 | Putlitz | | 4 | 0 | 146 | | 100,0 | 4 | 5 | 148 | 183 | 100,0 | 80,0 |
| 12070348000 | Rühstädt | | | 0 | 0 | | | | | 0 | 0 | | |
| 12070393000 | Triglitz | | 1 | 0 | 210 | | 0,0 | | | 0 | 0 | | |
| 12070416000 | Weisen | 1 | | 105 | 0 | 100,0 | | | 2 | 0 | 207 | | 50,0 |
| 12070424000 | Wittenberge | 8 | 12 | 47 | 69 | 87,5 | 91,7 | 63 | 46 | 366 | 266 | 95,2 | 91,3 |
| 12071000000 | Landkreis Spree-Neiße | 87 | 84 | 75 | 72 | 79,3 | 76,2 | 189 | 164 | 164 | 140 | 83,6 | 82,9 |
| 12071028000 | Briesen | | | 0 | 0 | | | 1 | | 131 | 0 | 0,0 | |
| 12071032000 | Burg (Spreewald) | | 2 | 0 | 46 | | 50,0 | 6 | 3 | 140 | 69 | 83,3 | 66,7 |
| 12071041000 | Dissen-Striesow | | | 0 | 0 | | | 3 | 1 | 305 | 101 | 100,0 | 100,0 |
| 12071044000 | Döbern | 4 | 4 | 123 | 122 | 50,0 | 50,0 | 3 | 1 | 92 | 30 | 66,7 | 100,0 |
| 12071052000 | Drachhausen | | | 0 | 0 | | | 2 | | 250 | 0 | 100,0 | |

Auszug aus PKS des Landes Brandenburg
Kennzahlen für ausgewählte Deliktsbereiche

| Schlüssel | Bezeichnung | Urkundenfälschung | | | | | | Widerstand gg. Staatsgewalt / öff. Ordnung | | | | | |
|--------------------|---------------------------------|-------------------|------------|-----------|-----------|-------------|-------------|--|------------|------------|------------|-------------|-------------|
| | | 2018 | 2017 | 2018 | 2017 | 2018 | 2017 | 2018 | 2017 | 2018 | 2017 | 2018 | 2017 |
| | | erf. Fälle | | HZ | | AQ in % | | erf. Fälle | | HZ | | AQ in % | |
| 12071057000 | Drebkau | 2 | 4 | 36 | 71 | 0,0 | 100,0 | 2 | 6 | 36 | 107 | 100,0 | 100,0 |
| 12071060000 | Drehnow | | | 0 | 0 | | | | | 0 | 0 | | |
| 12071074000 | Felixsee | | | 0 | 0 | | | | 1 | 0 | 52 | | 100,0 |
| 12071076000 | Forst (Lausitz) | 30 | 29 | 163 | 155 | 96,7 | 89,7 | 71 | 33 | 387 | 177 | 83,1 | 81,8 |
| 12071153000 | Groß Schacksdorf-Simmersdorf | 7 | 7 | 683 | 628 | 85,7 | 57,1 | | 2 | 0 | 180 | | 50,0 |
| 12071160000 | Guben | 5 | 2 | 29 | 11 | 100,0 | 50,0 | 44 | 45 | 256 | 258 | 84,1 | 84,4 |
| 12071164000 | Guhrow | | | 0 | 0 | | | | | 0 | 0 | | |
| 12071176000 | Heinersbrück | | | 0 | 0 | | | | | 0 | 0 | | |
| 12071189000 | Jämlitz-Klein Düben | | | 0 | 0 | | | | 1 | 0 | 211 | | 100,0 |
| 12071193000 | Jänschwalde | | 4 | 0 | 256 | | 100,0 | 2 | 2 | 130 | 128 | 100,0 | 100,0 |
| 12071244000 | Kolkwitz | 8 | 11 | 87 | 120 | 75,0 | 72,7 | 9 | 12 | 98 | 131 | 77,8 | 41,7 |
| 12071294000 | Neiße-Malxetal | 1 | | 62 | 0 | 0,0 | | 4 | 2 | 246 | 123 | 100,0 | 100,0 |
| 12071301000 | Neuhausen/Spree | 5 | 2 | 101 | 40 | 80,0 | 50,0 | 7 | 7 | 142 | 141 | 71,4 | 71,4 |
| 12071304000 | Peitz | 2 | 3 | 46 | 68 | 100,0 | 0,0 | 3 | 2 | 69 | 45 | 100,0 | 100,0 |
| 12071337000 | Schenkendöbern | 4 | 1 | 111 | 28 | 50,0 | 100,0 | 5 | 3 | 138 | 83 | 80,0 | 133,3 |
| 12071341000 | Schmogrow-Fehrow | | | 0 | 0 | | | | | 0 | 0 | | |
| 12071372000 | Spremberg | 16 | 11 | 71 | 48 | 75,0 | 90,9 | 22 | 33 | 98 | 145 | 86,4 | 84,8 |
| 12071384000 | Tauer | | | 0 | 0 | | | | 1 | 0 | 143 | | 100,0 |
| 12071386000 | Teichland | | | 0 | 0 | | | | 1 | 0 | 87 | | 100,0 |
| 12071392000 | Tschernitz | 1 | 3 | 81 | 239 | 0,0 | 33,3 | | | 0 | 0 | | |
| 12071401000 | Turnow-Preilack | 1 | | 87 | 0 | 100,0 | | | 1 | 0 | 87 | | 100,0 |
| 12071408000 | Welzow | | | 0 | 0 | | | 3 | 7 | 86 | 197 | 100,0 | 100,0 |
| 12071412000 | Werben | | | 0 | 0 | | | 2 | | 118 | 0 | 50,0 | |
| 12071414000 | Wiesengrund | 1 | 1 | 72 | 73 | 0,0 | 100,0 | | | 0 | 0 | | |
| 12072000000 | Landkreis Teltow-Fläming | 128 | 134 | 77 | 81 | 86,7 | 87,3 | 356 | 358 | 213 | 217 | 78,7 | 84,1 |
| 12072002000 | Am Mellensee | 3 | 5 | 44 | 75 | 100,0 | 100,0 | 14 | 15 | 207 | 224 | 85,7 | 86,7 |
| 12072014000 | Baruth/Mark | | 2 | 0 | 49 | | 100,0 | 8 | 11 | 193 | 267 | 75,0 | 81,8 |
| 12072017000 | Blankenfelde-Mahlow | 19 | 13 | 69 | 48 | 84,2 | 84,6 | 51 | 38 | 186 | 141 | 72,5 | 60,5 |
| 12072053000 | Dahme/Mark | 2 | 5 | 41 | 100 | 100,0 | 100,0 | 4 | 8 | 81 | 160 | 100,0 | 87,5 |
| 12072055000 | Dahmetal | | | 0 | 0 | | | | 1 | 0 | 210 | | 100,0 |
| 12072120000 | Großbeeren | 6 | 4 | 71 | 49 | 100,0 | 75,0 | 21 | 14 | 250 | 170 | 85,7 | 78,6 |
| 12072157000 | Ihlow | | | 0 | 0 | | | | | 0 | 0 | | |
| 12072169000 | Jüterbog | 10 | 12 | 81 | 97 | 90,0 | 75,0 | 38 | 19 | 307 | 154 | 86,8 | 63,2 |

Auszug aus PKS des Landes Brandenburg
Kennzahlen für ausgewählte Deliktsbereiche

| Schlüssel | Bezeichnung | Urkundenfälschung | | | | | | Widerstand gg. Staatsgewalt / öff. Ordnung | | | | | |
|--------------------|----------------------------|-------------------|------------|-----------|-----------|-------------|-------------|--|------------|------------|------------|-------------|-------------|
| | | 2018 | 2017 | 2018 | 2017 | 2018 | 2017 | 2018 | 2017 | 2018 | 2017 | 2018 | 2017 |
| | | erf. Fälle | | HZ | | AQ in % | | erf. Fälle | | HZ | | AQ in % | |
| 12072232000 | Luckenwalde | 11 | 30 | 53 | 146 | 81,8 | 93,3 | 64 | 98 | 310 | 478 | 81,3 | 91,8 |
| 12072240000 | Ludwigfelde | 36 | 23 | 140 | 91 | 72,2 | 82,6 | 30 | 38 | 117 | 151 | 83,3 | 92,1 |
| 12072297000 | Niedergörsdorf | 8 | 1 | 131 | 16 | 100,0 | 100,0 | 23 | 12 | 376 | 197 | 95,7 | 91,7 |
| 12072298000 | Niederer Fläming | | | 0 | 0 | | | 3 | 1 | 97 | 32 | 33,3 | 100,0 |
| 12072312000 | Nuthe-Urstromtal | 1 | 2 | 15 | 30 | 0,0 | 50,0 | 8 | 4 | 122 | 60 | 50,0 | 100,0 |
| 12072340000 | Rangsdorf | 2 | 3 | 18 | 27 | 100,0 | 66,7 | 11 | 15 | 98 | 134 | 45,5 | 66,7 |
| 12072426000 | Trebbin | 2 | 7 | 21 | 74 | 100,0 | 85,7 | 15 | 19 | 159 | 201 | 86,7 | 78,9 |
| 12072477000 | Zossen | 28 | 27 | 148 | 149 | 100,0 | 92,6 | 66 | 65 | 349 | 359 | 72,7 | 90,8 |
| 12073000000 | Landkreis Uckermark | 99 | 120 | 82 | 99 | 87,9 | 81,7 | 349 | 374 | 290 | 309 | 89,4 | 91,7 |
| 12073008000 | Angermünde | 12 | 16 | 87 | 116 | 83,3 | 81,3 | 48 | 50 | 347 | 362 | 91,7 | 94,0 |
| 12073032000 | Berkholz-Meyenburg | 1 | | 82 | 0 | 100,0 | | 2 | 1 | 163 | 80 | 100,0 | 0,0 |
| 12073069000 | Boitzenburger Land | 4 | 2 | 127 | 63 | 100,0 | 100,0 | 6 | 7 | 190 | 221 | 100,0 | 57,1 |
| 12073085000 | Brüssow | | | 0 | 0 | | | 4 | 3 | 215 | 159 | 100,0 | 100,0 |
| 12073093000 | Carmzow-Wallmow | | | 0 | 0 | | | 2 | 2 | 326 | 314 | 100,0 | 100,0 |
| 12073097000 | Casekow | 2 | 3 | 106 | 158 | 100,0 | 100,0 | 3 | 4 | 159 | 211 | 66,7 | 100,0 |
| 12073157000 | Flieth-Stegelitz | | 1 | 0 | 185 | | 0,0 | | | 0 | 0 | | |
| 12073189000 | Gartz (Oder) | 2 | 3 | 78 | 119 | 100,0 | 66,7 | 2 | 3 | 78 | 119 | 100,0 | 100,0 |
| 12073201000 | Gerswalde | | | 0 | 0 | | | 6 | 4 | 383 | 251 | 83,3 | 100,0 |
| 12073216000 | Göritz | | 1 | 0 | 126 | | 100,0 | | | 0 | 0 | | |
| 12073225000 | Gramzow | 1 | 2 | 54 | 105 | 100,0 | 100,0 | | | 0 | 0 | | |
| 12073261000 | Grünow | 1 | | 106 | 0 | 100,0 | | 1 | | 106 | 0 | 100,0 | |
| 12073309000 | Hohenseelchow-Groß Pinnow | | | 0 | 0 | | | 2 | 3 | 256 | 382 | 100,0 | 66,7 |
| 12073384000 | Lychen | | 2 | 0 | 62 | | 100,0 | 8 | 5 | 249 | 155 | 75,0 | 80,0 |
| 12073386000 | Mark Landin | 1 | | 99 | 0 | 100,0 | | 2 | 1 | 197 | 100 | 100,0 | 0,0 |
| 12073393000 | Mescherin | 2 | 2 | 242 | 249 | 100,0 | 100,0 | 2 | | 242 | 0 | 100,0 | |
| 12073396000 | Milmersdorf | | | 0 | 0 | | | 10 | 7 | 691 | 483 | 100,0 | 100,0 |
| 12073404000 | Mittenwalde | | | 0 | 0 | | | 2 | 1 | 559 | 272 | 100,0 | 100,0 |
| 12073429000 | Nordwestuckermark | 1 | | 24 | 0 | 100,0 | | 1 | 7 | 24 | 164 | 100,0 | 85,7 |
| 12073430000 | Oberuckersee | 6 | 3 | 359 | 178 | 100,0 | 100,0 | 2 | 4 | 120 | 238 | 100,0 | 75,0 |
| 12073440000 | Pinnow | | | 0 | 0 | | | | 1 | 0 | 114 | | 0,0 |
| 12073452000 | Prenzlau | 11 | 13 | 58 | 67 | 81,8 | 69,2 | 62 | 115 | 324 | 597 | 93,5 | 92,2 |
| 12073458000 | Randowtal | 6 | 4 | 647 | 435 | 100,0 | 100,0 | | | 0 | 0 | | |
| 12073490000 | Schenkenberg | 1 | | 160 | 0 | 100,0 | | 2 | 3 | 320 | 493 | 100,0 | 100,0 |

Auszug aus PKS des Landes Brandenburg
Kennzahlen für ausgewählte Deliktbereiche

| Schlüssel | Bezeichnung | Urkundenfälschung | | | | | | Widerstand gg. Staatsgewalt / öff. Ordnung | | | | | |
|-------------|--------------------|-------------------|------|------|------|---------|-------|--|------|------|-------|---------|-------|
| | | 2018 | 2017 | 2018 | 2017 | 2018 | 2017 | 2018 | 2017 | 2018 | 2017 | 2018 | 2017 |
| | | erf. Fälle | | HZ | | AQ in % | | erf. Fälle | | HZ | | AQ in % | |
| 12073505000 | Schöneberg | 3 | 3 | 370 | 357 | 100,0 | 66,7 | | 1 | 0 | 119 | | 100,0 |
| 12073520000 | Schönfeld | 2 | 1 | 337 | 168 | 100,0 | 100,0 | | 1 | 0 | 168 | | 0,0 |
| 12073532000 | Schwedt/Oder | 26 | 48 | 86 | 159 | 92,3 | 81,3 | 125 | 83 | 416 | 275 | 87,2 | 90,4 |
| 12073565000 | Tantow | 1 | 2 | 125 | 256 | 0,0 | 50,0 | 1 | 1 | 125 | 128 | 100,0 | 100,0 |
| 12073569000 | Temmen-Ringenwalde | | | 0 | 0 | | | | | 0 | 0 | | |
| 12073572000 | Templin | 10 | 6 | 63 | 37 | 70,0 | 100,0 | 45 | 59 | 282 | 366 | 84,4 | 100,0 |
| 12073578000 | Uckerfelde | 1 | 7 | 107 | 742 | 100,0 | 71,4 | 2 | | 215 | 0 | 50,0 | |
| 12073579000 | Uckerland | 3 | | 113 | 0 | 66,7 | | 5 | 2 | 188 | 74 | 100,0 | 100,0 |
| 12073603000 | Passow | 2 | 1 | 138 | 68 | 50,0 | 100,0 | 3 | | 206 | 0 | 66,7 | |
| 12073645000 | Zichow | | | 0 | 0 | | | 1 | 6 | 177 | 1.060 | 100,0 | 100,0 |

Auszug aus PKS des Landes Brandenburg
Kennzahlen für ausgewählte Deliktsbereiche

| Schlüssel | Bezeichnung | Brandstiftung und Herbeiführen einer Brandgefahr | | | | | | Beleidigung | | | | | |
|--------------------|-------------------------------|--|------------|-----------|-----------|-------------|-------------|--------------|--------------|------------|------------|-------------|-------------|
| | | 2018 | 2017 | 2018 | 2017 | 2018 | 2017 | 2018 | 2017 | 2018 | 2017 | 2018 | 2017 |
| | | erf. Fälle | | HZ | | AQ in % | | erf. Fälle | | HZ | | AQ in % | |
| 12000000000 | Bundesland Brandenburg | 1.123 | 927 | 45 | 37 | 49,8 | 47,7 | 6.629 | 6.381 | 265 | 256 | 90,0 | 90,6 |
| 12051000000 | Brandenburg an der Havel | 17 | 23 | 24 | 32 | 58,8 | 34,8 | 272 | 265 | 378 | 370 | 92,3 | 92,1 |
| 12052000000 | Cottbus | 32 | 45 | 32 | 45 | 65,6 | 31,1 | 331 | 303 | 328 | 302 | 88,2 | 88,4 |
| 12053000000 | Frankfurt (Oder) | 11 | 14 | 19 | 24 | 18,2 | 42,9 | 134 | 136 | 230 | 234 | 91,8 | 87,5 |
| 12054000000 | Potsdam | 40 | 43 | 23 | 25 | 45,0 | 62,8 | 451 | 421 | 257 | 245 | 83,6 | 87,2 |
| 12060000000 | Landkreis Barnim | 82 | 81 | 45 | 45 | 48,8 | 56,8 | 454 | 423 | 251 | 236 | 86,1 | 87,2 |
| 12060005000 | Ahrensfelde | 6 | 9 | 45 | 69 | 0,0 | 77,8 | 30 | 33 | 225 | 253 | 73,3 | 75,8 |
| 12060012000 | Althüttendorf | | | 0 | 0 | | | 1 | 1 | 171 | 177 | 100,0 | 0,0 |
| 12060020000 | Bernau bei Berlin | 10 | 8 | 26 | 21 | 60,0 | 75,0 | 116 | 78 | 304 | 207 | 80,2 | 78,2 |
| 12060024000 | Biesenthal | 4 | 2 | 70 | 35 | 25,0 | 0,0 | 20 | 15 | 349 | 265 | 90,0 | 93,3 |
| 12060034000 | Breydin | 1 | | 132 | 0 | 0,0 | | 2 | 2 | 264 | 262 | 100,0 | 100,0 |
| 12060036000 | Britz | 1 | 1 | 48 | 47 | 0,0 | 0,0 | 5 | 1 | 239 | 47 | 100,0 | 100,0 |
| 12060045000 | Chorin | | 1 | 0 | 44 | | 100,0 | 4 | 6 | 173 | 262 | 100,0 | 100,0 |
| 12060052000 | Eberswalde | 20 | 33 | 50 | 82 | 65,0 | 45,5 | 140 | 165 | 348 | 412 | 90,0 | 92,1 |
| 12060068000 | Friedrichswalde | | | 0 | 0 | | | | | 0 | 0 | | |
| 12060092000 | Hohenfinow | 1 | | 190 | 0 | 100,0 | | | 2 | 0 | 379 | | 100,0 |
| 12060100000 | Joachimsthal | 1 | 1 | 30 | 29 | 100,0 | 0,0 | 8 | 5 | 237 | 145 | 100,0 | 60,0 |
| 12060128000 | Liepe | | | 0 | 0 | | | 1 | 1 | 156 | 157 | 0,0 | 100,0 |
| 12060149000 | Lunow-Stolzenhagen | | | 0 | 0 | | | | 3 | 0 | 250 | | 100,0 |
| 12060154000 | Marienwerder | 3 | 2 | 177 | 118 | 33,3 | 50,0 | 2 | 3 | 118 | 177 | 50,0 | 100,0 |
| 12060161000 | Melchow | 1 | | 105 | 0 | 0,0 | | | 4 | 0 | 429 | | 100,0 |
| 12060172000 | Niederfinow | 1 | | 165 | 0 | 100,0 | | | | 0 | 0 | | |
| 12060176000 | Oderberg | 1 | | 46 | 0 | 0,0 | | 4 | 1 | 184 | 46 | 100,0 | 100,0 |
| 12060181000 | Panketal | 6 | 2 | 29 | 10 | 33,3 | 100,0 | 24 | 29 | 118 | 142 | 75,0 | 89,7 |
| 12060185000 | Parsteinsee | | 1 | 0 | 185 | | 100,0 | | 1 | 0 | 185 | | 100,0 |
| 12060192000 | Rüdnitz | 1 | 1 | 50 | 52 | 100,0 | 0,0 | 3 | 11 | 151 | 571 | 100,0 | 100,0 |
| 12060198000 | Schorfheide | 3 | 8 | 30 | 80 | 66,7 | 62,5 | 21 | 8 | 211 | 80 | 85,7 | 87,5 |
| 12060250000 | Sydower Fließ | | | 0 | 0 | | | | 1 | 0 | 107 | | 100,0 |
| 12060269000 | Wandlitz | 14 | 8 | 62 | 36 | 50,0 | 62,5 | 46 | 40 | 204 | 179 | 95,7 | 82,5 |
| 12060280000 | Werneuchen | 8 | 4 | 91 | 47 | 50,0 | 75,0 | 25 | 13 | 283 | 151 | 88,0 | 92,3 |
| 12060296000 | Ziethen | | | 0 | 0 | | | 2 | | 451 | 0 | 100,0 | |

Auszug aus PKS des Landes Brandenburg
Kennzahlen für ausgewählte Deliktsbereiche

| Schlüssel | Bezeichnung | Brandstiftung und Herbeiführen einer Brandgefahr | | | | | | Beleidigung | | | | | |
|-------------|---------------------------|--|------|------|------|---------|-------|-------------|------|------|------|---------|-------|
| | | 2018 | 2017 | 2018 | 2017 | 2018 | 2017 | 2018 | 2017 | 2018 | 2017 | 2018 | 2017 |
| | | erf. Fälle | | HZ | | AQ in % | | erf. Fälle | | HZ | | AQ in % | |
| 12061000000 | Landkreis Dahme-Spreewald | 58 | 63 | 35 | 38 | 39,7 | 58,7 | 482 | 483 | 288 | 291 | 89,6 | 90,5 |
| 12061005000 | Alt Zauche-Wußwerk | | | 0 | 0 | | | | | 0 | 0 | | |
| 12061017000 | Bersteland | | | 0 | 0 | | | 1 | 1 | 114 | 111 | 100,0 | 100,0 |
| 12061020000 | Bestensee | 3 | 3 | 39 | 40 | 66,7 | 66,7 | 13 | 18 | 167 | 240 | 84,6 | 94,4 |
| 12061061000 | Byhleguhre-Byhlen | 1 | | 137 | 0 | 0,0 | | | | 0 | 0 | | |
| 12061097000 | Drahnsdorf | | | 0 | 0 | | | | | 0 | 0 | | |
| 12061112000 | Eichwalde | | | 0 | 0 | | | 14 | 10 | 217 | 154 | 100,0 | 80,0 |
| 12061164000 | Golßen | 2 | | 78 | 0 | 100,0 | | 3 | 5 | 118 | 194 | 100,0 | 80,0 |
| 12061192000 | Groß Köris | 2 | | 87 | 0 | 50,0 | | 2 | 6 | 87 | 265 | 100,0 | 100,0 |
| 12061216000 | Halbe | 2 | 1 | 83 | 41 | 0,0 | 100,0 | 4 | 5 | 167 | 204 | 25,0 | 100,0 |
| 12061217000 | Heidesee | 9 | 5 | 126 | 71 | 55,6 | 80,0 | 12 | 5 | 168 | 71 | 91,7 | 80,0 |
| 12061219000 | Heideblick | 1 | 1 | 28 | 28 | 0,0 | 100,0 | 4 | 3 | 112 | 83 | 100,0 | 100,0 |
| 12061224000 | Jamlitz | | | 0 | 0 | | | | 1 | 0 | 188 | | 0,0 |
| 12061244000 | Kasel-Golzig | | | 0 | 0 | | | 1 | 2 | 145 | 292 | 0,0 | 100,0 |
| 12061260000 | Königs Wusterhausen | 8 | 12 | 22 | 33 | 75,0 | 66,7 | 105 | 112 | 286 | 307 | 93,3 | 96,4 |
| 12061265000 | Krausnick-Groß Wasserburg | | | 0 | 0 | | | 2 | 4 | 336 | 668 | 50,0 | 100,0 |
| 12061308000 | Lieberose | | 2 | 0 | 147 | | 100,0 | 5 | 3 | 363 | 221 | 100,0 | 100,0 |
| 12061316000 | Lübben (Spreewald) | 2 | 3 | 14 | 22 | 50,0 | 66,7 | 63 | 56 | 451 | 404 | 92,1 | 94,6 |
| 12061320000 | Luckau | 5 | 4 | 51 | 42 | 20,0 | 25,0 | 24 | 25 | 247 | 261 | 79,2 | 96,0 |
| 12061328000 | Märkisch Buchholz | 1 | | 124 | 0 | 0,0 | | | | 0 | 0 | | |
| 12061329000 | Märkische Heide | 1 | 3 | 26 | 77 | 100,0 | 66,7 | 9 | 15 | 232 | 383 | 100,0 | 100,0 |
| 12061332000 | Mittenwalde | 1 | 2 | 11 | 22 | 0,0 | 50,0 | 21 | 24 | 231 | 268 | 81,0 | 91,7 |
| 12061344000 | Münchehofe | 2 | 1 | 424 | 213 | 0,0 | 0,0 | 1 | 1 | 212 | 213 | 100,0 | 100,0 |
| 12061352000 | Neu Zauche | 1 | | 91 | 0 | 100,0 | | 1 | | 91 | 0 | 100,0 | |
| 12061405000 | Rietzneuendorf-Staakow | | 1 | 0 | 163 | | 100,0 | 2 | 5 | 335 | 813 | 100,0 | 60,0 |
| 12061428000 | Schlepzig | | 1 | 0 | 164 | | 100,0 | | | 0 | 0 | | |
| 12061433000 | Schönefeld | 8 | 13 | 55 | 90 | 0,0 | 23,1 | 131 | 112 | 896 | 777 | 88,5 | 88,4 |
| 12061435000 | Schönwald | | | 0 | 0 | | | 3 | 2 | 260 | 171 | 100,0 | 0,0 |
| 12061444000 | Schulzendorf | | 2 | 0 | 25 | | 50,0 | 7 | 10 | 86 | 126 | 100,0 | 80,0 |
| 12061448000 | Schwerin | | | 0 | 0 | | | 2 | 2 | 244 | 245 | 100,0 | 50,0 |
| 12061450000 | Schwielochsee | | 3 | 0 | 201 | | 66,7 | 4 | 5 | 269 | 336 | 100,0 | 80,0 |
| 12061470000 | Spreewaldheide | 1 | 1 | 208 | 216 | 0,0 | 100,0 | | 1 | 0 | 216 | | 100,0 |
| 12061471000 | Steinreich | 1 | | 204 | 0 | 100,0 | | 3 | | 613 | 0 | 100,0 | |

Auszug aus PKS des Landes Brandenburg
Kennzahlen für ausgewählte Deliktsbereiche

| Schlüssel | Bezeichnung | Brandstiftung und Herbeiführen einer Brandgefahr | | | | | | Beleidigung | | | | | |
|--------------------|------------------------------|--|-----------|-----------|-----------|-------------|-------------|-------------|------------|------------|------------|-------------|-------------|
| | | 2018 | 2017 | 2018 | 2017 | 2018 | 2017 | 2018 | 2017 | 2018 | 2017 | 2018 | 2017 |
| | | erf. Fälle | | HZ | | AQ in % | | erf. Fälle | | HZ | | AQ in % | |
| 12061476000 | Straupitz | | 1 | 0 | 105 | | 100,0 | 1 | 2 | 105 | 210 | 100,0 | 0,0 |
| 12061492000 | Teupitz | 3 | 1 | 160 | 54 | 33,3 | 0,0 | 8 | 5 | 426 | 268 | 87,5 | 100,0 |
| 12061510000 | Unterspreewald | 1 | | 121 | 0 | 0,0 | | 2 | 2 | 241 | 237 | 100,0 | 100,0 |
| 12061540000 | Wildau | 2 | 1 | 20 | 10 | 0,0 | 100,0 | 26 | 28 | 258 | 278 | 92,3 | 78,6 |
| 12061572000 | Zeuthen | 1 | 2 | 9 | 18 | 100,0 | 100,0 | 8 | 13 | 71 | 115 | 62,5 | 92,3 |
| 12062000000 | Landkreis Elbe-Elster | 73 | 66 | 71 | 63 | 24,7 | 22,7 | 200 | 213 | 193 | 204 | 91,5 | 92,5 |
| 12062024000 | Bad Liebenwerda | 6 | 6 | 65 | 65 | 16,7 | 16,7 | 20 | 20 | 215 | 215 | 90,0 | 85,0 |
| 12062088000 | Crinitz | | 1 | 0 | 82 | | 0,0 | 2 | 1 | 167 | 82 | 100,0 | 100,0 |
| 12062092000 | Doberlug-Kirchhain | 7 | 5 | 77 | 54 | 14,3 | 20,0 | 28 | 19 | 310 | 207 | 96,4 | 94,7 |
| 12062124000 | Elsterwerda | 5 | 6 | 63 | 74 | 80,0 | 66,7 | 20 | 14 | 251 | 172 | 90,0 | 92,9 |
| 12062128000 | Falkenberg/Elster | 4 | 7 | 62 | 108 | 25,0 | 14,3 | 7 | 17 | 109 | 263 | 85,7 | 100,0 |
| 12062134000 | Fichtwald | 1 | | 160 | 0 | 100,0 | | | | 0 | 0 | | |
| 12062140000 | Finsteralde | 9 | 10 | 55 | 61 | 55,6 | 20,0 | 55 | 67 | 335 | 406 | 85,5 | 89,6 |
| 12062177000 | Gorden-Staupitz | | | 0 | 0 | | | 2 | 1 | 210 | 105 | 100,0 | 100,0 |
| 12062196000 | Gröden | | | 0 | 0 | | | 2 | 2 | 148 | 145 | 100,0 | 100,0 |
| 12062208000 | Großthiemig | | | 0 | 0 | | | 1 | | 96 | 0 | 100,0 | |
| 12062219000 | Heideland | | 2 | 0 | 377 | | 0,0 | 2 | | 382 | 0 | 100,0 | |
| 12062224000 | Herzberg/Elster | 3 | 3 | 33 | 33 | 0,0 | 0,0 | 18 | 21 | 198 | 230 | 94,4 | 95,2 |
| 12062232000 | Hirschfeld | | 1 | 0 | 80 | | 0,0 | 2 | | 162 | 0 | 100,0 | |
| 12062237000 | Hohenbucko | | | 0 | 0 | | | | 1 | 0 | 156 | | 100,0 |
| 12062240000 | Hohenleipisch | 1 | 6 | 49 | 292 | 0,0 | 0,0 | | 11 | 0 | 535 | | 100,0 |
| 12062282000 | Kremtzaue | | | 0 | 0 | | | 1 | 1 | 127 | 125 | 0,0 | 100,0 |
| 12062289000 | Lebusa | 1 | 1 | 128 | 127 | 0,0 | 0,0 | | | 0 | 0 | | |
| 12062293000 | Lichterfeld-Schacksdorf | 1 | 2 | 99 | 180 | 0,0 | 50,0 | | | 0 | 0 | | |
| 12062333000 | Massen-Niederlausitz | 1 | 1 | 53 | 52 | 100,0 | 100,0 | 3 | | 159 | 0 | 100,0 | |
| 12062336000 | Merzdorf | | | 0 | 0 | | | | 2 | 0 | 243 | | 150,0 |
| 12062341000 | Mühlberg/Elbe | 2 | | 53 | 0 | 0,0 | | 8 | 8 | 214 | 210 | 100,0 | 87,5 |
| 12062372000 | Plessa | 3 | 1 | 113 | 37 | 33,3 | 0,0 | 2 | 1 | 75 | 37 | 100,0 | 100,0 |
| 12062410000 | Röderland | 1 | 4 | 26 | 102 | 0,0 | 25,0 | 4 | 4 | 103 | 102 | 75,0 | 100,0 |
| 12062417000 | Rückersdorf | 7 | | 516 | 0 | 0,0 | | 2 | 2 | 147 | 144 | 100,0 | 100,0 |
| 12062425000 | Sallgast | 2 | 1 | 137 | 69 | 50,0 | 100,0 | 5 | 3 | 342 | 208 | 100,0 | 100,0 |
| 12062440000 | Schilda | | | 0 | 0 | | | 1 | | 210 | 0 | 100,0 | |
| 12062445000 | Schlieben | | 1 | 0 | 41 | | 0,0 | 8 | 4 | 331 | 165 | 100,0 | 100,0 |

Auszug aus PKS des Landes Brandenburg
Kennzahlen für ausgewählte Deliktsbereiche

| Schlüssel | Bezeichnung | Brandstiftung und Herbeiführen einer Brandgefahr | | | | | | Beleidigung | | | | | |
|--------------------|----------------------------|--|-----------|-----------|-----------|-------------|-------------|-------------|------------|------------|------------|-------------|-------------|
| | | 2018 | 2017 | 2018 | 2017 | 2018 | 2017 | 2018 | 2017 | 2018 | 2017 | 2018 | 2017 |
| | | erf. Fälle | | HZ | | AQ in % | | erf. Fälle | | HZ | | AQ in % | |
| 12062453000 | Schönborn | | 1 | 0 | 64 | | 0,0 | | 1 | 0 | 64 | | 100,0 |
| 12062461000 | Schönwalde | 1 | 2 | 33 | 65 | 0,0 | 50,0 | 2 | 3 | 65 | 97 | 100,0 | 100,0 |
| 12062464000 | Schraden | 1 | | 199 | 0 | 100,0 | | | | 0 | 0 | | |
| 12062469000 | Sonnenwalde | 2 | 1 | 61 | 31 | 50,0 | 100,0 | | 4 | 0 | 123 | | 50,0 |
| 12062492000 | Tröbitz | | | 0 | 0 | | | 2 | 4 | 287 | 559 | 100,0 | 75,0 |
| 12062500000 | Uebigau-Wahrenbrück | 15 | 4 | 282 | 75 | 0,0 | 0,0 | 3 | 2 | 56 | 38 | 100,0 | 100,0 |
| 12063000000 | Landkreis Havelland | 72 | 37 | 45 | 23 | 54,2 | 62,2 | 418 | 351 | 260 | 220 | 89,7 | 91,2 |
| 12063036000 | Brieselang | 3 | 1 | 26 | 9 | 66,7 | 0,0 | 24 | 28 | 205 | 243 | 100,0 | 96,4 |
| 12063056000 | Dallgow-Döberitz | 2 | 1 | 20 | 10 | 0,0 | 100,0 | 26 | 19 | 261 | 191 | 73,1 | 84,2 |
| 12063080000 | Falkensee | 11 | 3 | 25 | 7 | 36,4 | 66,7 | 93 | 78 | 214 | 181 | 80,6 | 83,3 |
| 12063088000 | Friesack | | | 0 | 0 | | | 6 | 8 | 235 | 313 | 100,0 | 87,5 |
| 12063094000 | Gollenberg | | 1 | 0 | 242 | | 100,0 | | | 0 | 0 | | |
| 12063112000 | Großderschau | 2 | | 447 | 0 | 100,0 | | | | 0 | 0 | | |
| 12063134000 | Havelaue | | | 0 | 0 | | | 1 | 2 | 115 | 230 | 100,0 | 50,0 |
| 12063142000 | Wiesenaue | 1 | | 129 | 0 | 0,0 | | 3 | 1 | 386 | 130 | 100,0 | 100,0 |
| 12063148000 | Ketzin | 1 | 1 | 15 | 15 | 100,0 | 100,0 | 12 | 8 | 185 | 124 | 83,3 | 87,5 |
| 12063161000 | Kleßen-Görne | | | 0 | 0 | | | 1 | | 276 | 0 | 100,0 | |
| 12063165000 | Kotzen | 2 | | 333 | 0 | 50,0 | | 1 | 1 | 167 | 167 | 100,0 | 100,0 |
| 12063186000 | Märkisch Luch | 2 | | 160 | 0 | 100,0 | | 3 | 1 | 240 | 79 | 100,0 | 100,0 |
| 12063189000 | Milower Land | | 1 | 0 | 23 | | 100,0 | 2 | 3 | 47 | 69 | 100,0 | 100,0 |
| 12063202000 | Mühlenberge | 2 | | 281 | 0 | 0,0 | | 1 | 1 | 141 | 141 | 100,0 | 100,0 |
| 12063208000 | Nauen | 9 | 5 | 51 | 29 | 88,9 | 100,0 | 79 | 51 | 447 | 292 | 92,4 | 100,0 |
| 12063212000 | Nennhausen | 1 | 3 | 54 | 159 | 0,0 | 66,7 | 6 | 3 | 325 | 159 | 100,0 | 100,0 |
| 12063228000 | Paulinenaue | | | 0 | 0 | | | 2 | 2 | 154 | 159 | 100,0 | 50,0 |
| 12063240000 | Pessin | | | 0 | 0 | | | 2 | 1 | 304 | 151 | 100,0 | 100,0 |
| 12063244000 | Premnitz | 9 | 4 | 107 | 47 | 22,2 | 50,0 | 17 | 17 | 203 | 202 | 100,0 | 100,0 |
| 12063252000 | Rathenow | 17 | 8 | 70 | 33 | 52,9 | 62,5 | 95 | 79 | 391 | 326 | 93,7 | 91,1 |
| 12063256000 | Retzow | | 1 | 0 | 196 | | 0,0 | 1 | 2 | 196 | 391 | 100,0 | 100,0 |
| 12063260000 | Rhinow | 2 | | 125 | 0 | 100,0 | | 4 | | 249 | 0 | 100,0 | |
| 12063273000 | Schönwalde-Glien | 3 | 1 | 32 | 11 | 33,3 | 100,0 | 11 | 12 | 116 | 126 | 100,0 | 75,0 |
| 12063274000 | Seeblick | 1 | 2 | 112 | 221 | 100,0 | 50,0 | 1 | 1 | 112 | 110 | 100,0 | 100,0 |
| 12063293000 | Stechow-Ferchesar | | | 0 | 0 | | | 1 | 1 | 110 | 110 | 100,0 | 100,0 |
| 12063357000 | Wustermark | 4 | 5 | 44 | 56 | 100,0 | 20,0 | 26 | 32 | 284 | 358 | 84,6 | 100,0 |

Auszug aus PKS des Landes Brandenburg
Kennzahlen für ausgewählte Deliktbereiche

| Schlüssel | Bezeichnung | Brandstiftung und Herbeiführen einer Brandgefahr | | | | | | Beleidigung | | | | | |
|-------------|-----------------------------|--|------|------|------|---------|-------|-------------|------|------|------|---------|-------|
| | | 2018 | 2017 | 2018 | 2017 | 2018 | 2017 | 2018 | 2017 | 2018 | 2017 | 2018 | 2017 |
| | | erf. Fälle | | HZ | | AQ in % | | erf. Fälle | | HZ | | AQ in % | |
| 12064000000 | Landkreis Märkisch-Oderland | 90 | 94 | 47 | 49 | 61,1 | 53,2 | 448 | 488 | 232 | 255 | 89,7 | 94,1 |
| 12064009000 | Alt Tucheband | 1 | | 129 | 0 | 0,0 | | | 2 | 0 | 252 | | 100,0 |
| 12064029000 | Altlandsberg | 4 | 4 | 43 | 43 | 75,0 | 75,0 | 27 | 10 | 288 | 108 | 88,9 | 80,0 |
| 12064044000 | Bad Freienwalde (Oder) | 5 | 7 | 41 | 57 | 40,0 | 28,6 | 40 | 58 | 324 | 471 | 80,0 | 87,9 |
| 12064053000 | Beiersdorf-Freudenberg | 1 | 2 | 165 | 331 | 0,0 | 100,0 | 2 | | 330 | 0 | 100,0 | |
| 12064057000 | Bleyen-Genschmar | 1 | | 220 | 0 | 0,0 | | | 2 | 0 | 433 | | 100,0 |
| 12064061000 | Bliesdorf | 1 | 1 | 89 | 87 | 100,0 | 100,0 | 7 | 6 | 623 | 524 | 85,7 | 100,0 |
| 12064084000 | Buckow (Märkische Schweiz) | | | 0 | 0 | | | 2 | 4 | 135 | 268 | 100,0 | 100,0 |
| 12064125000 | Falkenberg | | 1 | 0 | 45 | | 0,0 | 7 | 4 | 317 | 180 | 100,0 | 100,0 |
| 12064128000 | Falkenhagen (Mark) | 1 | 1 | 143 | 143 | 0,0 | 0,0 | | | 0 | 0 | | |
| 12064130000 | Fichtenhöhe | | | 0 | 0 | | | | 3 | 0 | 598 | | 66,7 |
| 12064136000 | Fredersdorf-Vogelsdorf | 5 | 4 | 36 | 29 | 80,0 | 50,0 | 16 | 32 | 116 | 236 | 68,8 | 90,6 |
| 12064153000 | Garzau-Garzin | | | 0 | 0 | | | 4 | 2 | 851 | 437 | 100,0 | 100,0 |
| 12064172000 | Golzow | 1 | | 123 | 0 | 0,0 | | | | 0 | 0 | | |
| 12064190000 | Gusow-Platkow | 2 | | 155 | 0 | 50,0 | | 4 | 1 | 309 | 80 | 75,0 | 100,0 |
| 12064205000 | Heckelberg-Brunow | | 1 | 0 | 150 | | 100,0 | | 1 | 0 | 150 | | 100,0 |
| 12064222000 | Höhenland | 2 | | 197 | 0 | 100,0 | | 1 | | 99 | 0 | 0,0 | |
| 12064227000 | Hoppegarten | 11 | 8 | 61 | 45 | 36,4 | 50,0 | 19 | 32 | 106 | 180 | 84,2 | 100,0 |
| 12064266000 | Küstriner Vorland | | 1 | 0 | 39 | | 0,0 | 8 | 3 | 311 | 118 | 100,0 | 100,0 |
| 12064268000 | Lebus | 2 | 1 | 63 | 32 | 0,0 | 0,0 | 3 | 2 | 95 | 64 | 100,0 | 100,0 |
| 12064274000 | Letschin | 1 | 1 | 25 | 25 | 100,0 | 0,0 | 5 | 3 | 126 | 75 | 80,0 | 100,0 |
| 12064288000 | Lietzen | | 1 | 0 | 130 | | 100,0 | 4 | 2 | 546 | 260 | 100,0 | 100,0 |
| 12064290000 | Lindendorf | | | 0 | 0 | | | 4 | 8 | 297 | 594 | 100,0 | 100,0 |
| 12064303000 | Märkische Höhe | | | 0 | 0 | | | | 2 | 0 | 350 | | 100,0 |
| 12064317000 | Müncheberg | 4 | 3 | 59 | 44 | 100,0 | 100,0 | 18 | 26 | 264 | 381 | 83,3 | 92,3 |
| 12064336000 | Neuenhagen bei Berlin | 3 | 1 | 17 | 6 | 66,7 | 100,0 | 21 | 27 | 117 | 151 | 100,0 | 100,0 |
| 12064340000 | Neuhardenberg | 2 | 4 | 75 | 153 | 100,0 | 50,0 | 5 | 13 | 189 | 497 | 100,0 | 100,0 |
| 12064349000 | Neulewin | 1 | | 111 | 0 | 100,0 | | | | 0 | 0 | | |
| 12064365000 | Neutrebbin | | 2 | 0 | 144 | | 50,0 | 1 | 5 | 72 | 360 | 100,0 | 100,0 |
| 12064370000 | Oberbarnim | | 2 | 0 | 139 | | 100,0 | | 2 | 0 | 139 | | 100,0 |
| 12064371000 | Oderau | | 4 | 0 | 253 | | 50,0 | | | 0 | 0 | | |
| 12064380000 | Petershagen/Eggersdorf | 8 | 3 | 53 | 20 | 75,0 | 33,3 | 21 | 12 | 140 | 82 | 90,5 | 100,0 |
| 12064388000 | Podelzig | 1 | | 119 | 0 | 0,0 | | | 1 | 0 | 117 | | 100,0 |

Auszug aus PKS des Landes Brandenburg
Kennzahlen für ausgewählte Deliktsbereiche

| Schlüssel | Bezeichnung | Brandstiftung und Herbeiführen einer Brandgefahr | | | | | | Beleidigung | | | | | |
|--------------------|----------------------------|--|-----------|-----------|-----------|-------------|-------------|-------------|------------|------------|------------|-------------|-------------|
| | | 2018 | 2017 | 2018 | 2017 | 2018 | 2017 | 2018 | 2017 | 2018 | 2017 | 2018 | 2017 |
| | | erf. Fälle | | HZ | | AQ in % | | erf. Fälle | | HZ | | AQ in % | |
| 12064393000 | Prötzel | | 1 | 0 | 99 | | 100,0 | 2 | 4 | 200 | 395 | 100,0 | 100,0 |
| 12064408000 | Rehfelde | 6 | 1 | 121 | 21 | 16,7 | 100,0 | 16 | 7 | 321 | 144 | 87,5 | 100,0 |
| 12064417000 | Reichenow-Möglin | | | 0 | 0 | | | 2 | 1 | 373 | 183 | 50,0 | 100,0 |
| 12064420000 | Reitwein | 1 | | 210 | 0 | 100,0 | | 1 | | 210 | 0 | 100,0 | |
| 12064428000 | Rüdersdorf bei Berlin | 7 | 10 | 45 | 65 | 71,4 | 80,0 | 39 | 38 | 250 | 247 | 97,4 | 94,7 |
| 12064448000 | Seelow | 1 | 12 | 18 | 220 | 100,0 | 16,7 | 33 | 25 | 609 | 459 | 84,8 | 92,0 |
| 12064472000 | Strausberg | 10 | 16 | 38 | 61 | 80,0 | 50,0 | 99 | 93 | 373 | 352 | 91,9 | 93,5 |
| 12064480000 | Treplin | | | 0 | 0 | | | | | 0 | 0 | | |
| 12064482000 | Vierlinden | 1 | | 69 | 0 | 0,0 | | 2 | 6 | 139 | 407 | 100,0 | 100,0 |
| 12064484000 | Waldsiefersdorf | | | 0 | 0 | | | 3 | 1 | 371 | 124 | 100,0 | 100,0 |
| 12064512000 | Wriezen | 4 | 2 | 55 | 27 | 75,0 | 100,0 | 28 | 46 | 386 | 627 | 96,4 | 91,3 |
| 12064538000 | Zechin | 1 | | 150 | 0 | 100,0 | | 2 | 2 | 300 | 309 | 100,0 | 100,0 |
| 12064539000 | Zeschdorf | 2 | | 160 | 0 | 100,0 | | 2 | 2 | 160 | 160 | 100,0 | 100,0 |
| 12065000000 | Landkreis Oberhavel | 145 | 79 | 69 | 38 | 50,3 | 25,3 | 653 | 686 | 311 | 329 | 91,1 | 92,0 |
| 12065036000 | Birkenwerder | 4 | 1 | 49 | 12 | 0,0 | 0,0 | 21 | 18 | 259 | 225 | 61,9 | 55,6 |
| 12065084000 | Fürstenberg/Havel | 2 | 7 | 34 | 119 | 100,0 | 71,4 | 24 | 21 | 411 | 358 | 91,7 | 95,2 |
| 12065096000 | Glienicke/Nordbahn | 2 | 2 | 16 | 16 | 100,0 | 0,0 | 20 | 20 | 164 | 164 | 100,0 | 90,0 |
| 12065100000 | Gransee | 9 | 2 | 153 | 34 | 11,1 | 50,0 | 28 | 23 | 475 | 390 | 100,0 | 95,7 |
| 12065117000 | Großwoltersdorf | | 1 | 0 | 130 | | 100,0 | 1 | 1 | 131 | 130 | 100,0 | 100,0 |
| 12065136000 | Hennigsdorf | 5 | 4 | 19 | 15 | 60,0 | 50,0 | 84 | 126 | 319 | 482 | 90,5 | 93,7 |
| 12065144000 | Hohen Neuendorf | 11 | 8 | 42 | 31 | 18,2 | 25,0 | 49 | 76 | 188 | 296 | 93,9 | 90,8 |
| 12065165000 | Kremmen | 4 | 1 | 53 | 14 | 0,0 | 0,0 | 14 | 14 | 187 | 192 | 92,9 | 85,7 |
| 12065180000 | Leegebruch | 4 | | 59 | 0 | 50,0 | | 17 | 17 | 251 | 252 | 94,1 | 76,5 |
| 12065193000 | Liebenwalde | 1 | 4 | 23 | 94 | 0,0 | 0,0 | 21 | 9 | 490 | 210 | 95,2 | 100,0 |
| 12065198000 | Löwenberger Land | 37 | 16 | 454 | 198 | 24,3 | 0,0 | 14 | 14 | 172 | 173 | 78,6 | 92,9 |
| 12065225000 | Mühlenbecker Land | 2 | 3 | 13 | 20 | 100,0 | 33,3 | 26 | 29 | 173 | 196 | 76,9 | 93,1 |
| 12065251000 | Oberkrämer | 4 | 1 | 36 | 9 | 25,0 | 0,0 | 32 | 25 | 285 | 227 | 93,8 | 88,0 |
| 12065256000 | Oranienburg | 27 | 15 | 61 | 34 | 118,5 | 20,0 | 180 | 205 | 409 | 465 | 92,8 | 93,2 |
| 12065276000 | Schönermark | | | 0 | 0 | | | 3 | 1 | 665 | 223 | 100,0 | 100,0 |
| 12065301000 | Sonnenberg | | | 0 | 0 | | | 3 | 1 | 364 | 123 | 66,7 | 100,0 |
| 12065310000 | Stechlin | 1 | | 82 | 0 | 100,0 | | 1 | 2 | 82 | 165 | 100,0 | 100,0 |
| 12065332000 | Velten | 13 | 7 | 110 | 59 | 53,8 | 42,9 | 40 | 39 | 338 | 330 | 85,0 | 94,9 |
| 12065356000 | Zehdenick | 19 | 7 | 141 | 52 | 47,4 | 28,6 | 75 | 45 | 557 | 334 | 96,0 | 100,0 |

Auszug aus PKS des Landes Brandenburg
Kennzahlen für ausgewählte Deliktsbereiche

| Schlüssel | Bezeichnung | Brandstiftung und Herbeiführen einer Brandgefahr | | | | | | Beleidigung | | | | | |
|--------------------|--|--|-----------|-----------|-----------|-------------|-------------|-------------|------------|------------|------------|-------------|-------------|
| | | 2018 | 2017 | 2018 | 2017 | 2018 | 2017 | 2018 | 2017 | 2018 | 2017 | 2018 | 2017 |
| | | erf. Fälle | | HZ | | AQ in % | | erf. Fälle | | HZ | | AQ in % | |
| 12066000000 | Landkreis Oberspreewald-Lausitz | 44 | 46 | 40 | 41 | 68,2 | 41,3 | 243 | 220 | 219 | 196 | 90,5 | 94,1 |
| 12066008000 | Altdöbern | 1 | | 41 | 0 | 100,0 | | 6 | 8 | 246 | 318 | 66,7 | 87,5 |
| 12066041000 | Bronkow | | | 0 | 0 | | | | | 0 | 0 | | |
| 12066052000 | Calau | 4 | | 51 | 0 | 50,0 | | 22 | 10 | 282 | 128 | 86,4 | 100,0 |
| 12066064000 | Frauendorf | 1 | | 145 | 0 | 100,0 | | | | 0 | 0 | | |
| 12066104000 | Großkmehlen | | 1 | 0 | 91 | | 0,0 | | 1 | 0 | 91 | | 100,0 |
| 12066112000 | Großbräschen | 3 | 7 | 35 | 81 | 33,3 | 57,1 | 13 | 20 | 151 | 232 | 84,6 | 100,0 |
| 12066116000 | Grünewald | | | 0 | 0 | | | | | 0 | 0 | | |
| 12066120000 | Guteborn | | | 0 | 0 | | | | | 0 | 0 | | |
| 12066124000 | Hermsdorf | | | 0 | 0 | | | | 1 | 0 | 126 | | 100,0 |
| 12066132000 | Hohenbocka | 2 | 1 | 206 | 102 | 100,0 | 100,0 | 1 | | 103 | 0 | 100,0 | |
| 12066168000 | Kroppen | | | 0 | 0 | | | | | 0 | 0 | | |
| 12066176000 | Lauchhammer | 1 | 11 | 7 | 74 | 100,0 | 0,0 | 43 | 24 | 295 | 162 | 95,3 | 87,5 |
| 12066188000 | Lindenau | | | 0 | 0 | | | | 2 | 0 | 270 | | 100,0 |
| 12066196000 | Lübbenau/Spreewald | 8 | 6 | 50 | 37 | 50,0 | 50,0 | 44 | 38 | 273 | 236 | 93,2 | 94,7 |
| 12066202000 | Luckaitztal | | | 0 | 0 | | | | | 0 | 0 | | |
| 12066226000 | Neu-Seeland | 4 | 1 | 676 | 169 | 100,0 | 100,0 | 1 | 3 | 169 | 508 | 0,0 | 100,0 |
| 12066228000 | Neupetershain | 1 | 1 | 84 | 81 | 0,0 | 100,0 | | 2 | 0 | 163 | | 100,0 |
| 12066240000 | Ortrand | 1 | | 47 | 0 | 0,0 | | 3 | 2 | 140 | 93 | 66,7 | 100,0 |
| 12066272000 | Ruhland | 2 | 5 | 55 | 135 | 50,0 | 20,0 | 1 | 3 | 27 | 81 | 100,0 | 100,0 |
| 12066285000 | Schipkau | 2 | 5 | 29 | 74 | 50,0 | 80,0 | 9 | 5 | 132 | 74 | 88,9 | 100,0 |
| 12066292000 | Schwarzbach | | | 0 | 0 | | | 1 | | 153 | 0 | 100,0 | |
| 12066296000 | Schwarzheide | 1 | | 18 | 0 | 100,0 | | 10 | 13 | 176 | 228 | 100,0 | 92,3 |
| 12066304000 | Senftenberg | 12 | 6 | 49 | 24 | 83,3 | 50,0 | 79 | 71 | 322 | 287 | 93,7 | 94,4 |
| 12066316000 | Tettau | | | 0 | 0 | | | | 1 | 0 | 128 | | 0,0 |
| 12066320000 | Vetschau/Spreewald | 1 | 2 | 12 | 24 | 100,0 | 50,0 | 10 | 16 | 122 | 193 | 70,0 | 93,8 |
| 12067000000 | Landkreis Oder-Spree | 52 | 59 | 29 | 33 | 46,2 | 54,2 | 375 | 319 | 210 | 178 | 89,1 | 87,5 |
| 12067024000 | Bad Saarow | 1 | 1 | 18 | 18 | 100,0 | 0,0 | 10 | 4 | 178 | 73 | 70,0 | 100,0 |
| 12067036000 | Beeskow | 1 | 3 | 12 | 37 | 0,0 | 100,0 | 15 | 10 | 186 | 123 | 93,3 | 100,0 |
| 12067040000 | Berkenbrück | | 1 | 0 | 100 | | 100,0 | | 1 | 0 | 100 | | 100,0 |
| 12067072000 | Briesen (Mark) | 2 | 1 | 72 | 36 | 50,0 | 100,0 | 4 | 3 | 143 | 108 | 75,0 | 66,7 |
| 12067076000 | Brieskow-Finkenheerd | | 1 | 0 | 43 | | 0,0 | 5 | 1 | 221 | 43 | 100,0 | 100,0 |
| 12067112000 | Diensdorf-Radlow | 1 | 1 | 169 | 176 | 0,0 | 0,0 | 3 | | 508 | 0 | 100,0 | |

Auszug aus PKS des Landes Brandenburg
Kennzahlen für ausgewählte Deliktsbereiche

| Schlüssel | Bezeichnung | Brandstiftung und Herbeiführen einer Brandgefahr | | | | | | Beleidigung | | | | | |
|-------------|-----------------------|--|------|------|------|---------|-------|-------------|------|------|------|---------|-------|
| | | 2018 | 2017 | 2018 | 2017 | 2018 | 2017 | 2018 | 2017 | 2018 | 2017 | 2018 | 2017 |
| | | erf. Fälle | | HZ | | AQ in % | | erf. Fälle | | HZ | | AQ in % | |
| 12067120000 | Eisenhüttenstadt | 5 | 5 | 20 | 19 | 80,0 | 60,0 | 52 | 60 | 208 | 228 | 84,6 | 83,3 |
| 12067124000 | Erkner | 2 | 2 | 17 | 17 | 50,0 | 50,0 | 48 | 25 | 406 | 214 | 87,5 | 76,0 |
| 12067137000 | Friedland | 1 | 1 | 34 | 34 | 100,0 | 0,0 | 3 | 4 | 101 | 134 | 100,0 | 50,0 |
| 12067144000 | Fürstenwalde/Spree | 11 | 19 | 34 | 59 | 45,5 | 73,7 | 85 | 105 | 265 | 328 | 92,9 | 92,4 |
| 12067173000 | Gosen-Neu Zittau | 2 | | 63 | 0 | 50,0 | | 8 | 7 | 253 | 228 | 87,5 | 85,7 |
| 12067180000 | Groß Lindow | 1 | | 58 | 0 | 100,0 | | 3 | 1 | 175 | 58 | 100,0 | 100,0 |
| 12067201000 | Grünheide (Mark) | 7 | 4 | 82 | 47 | 14,3 | 50,0 | 21 | 14 | 245 | 166 | 85,7 | 92,9 |
| 12067205000 | Grunow-Dammendorf | | | 0 | 0 | | | | | 0 | 0 | | |
| 12067237000 | Jacobsdorf | | 1 | 0 | 53 | | 100,0 | 2 | 1 | 105 | 53 | 50,0 | 100,0 |
| 12067288000 | Langewahl | | | 0 | 0 | | | | | 0 | 0 | | |
| 12067292000 | Lawitz | | | 0 | 0 | | | | | 0 | 0 | | |
| 12067324000 | Mixdorf | | | 0 | 0 | | | 7 | 1 | 772 | 110 | 100,0 | 100,0 |
| 12067336000 | Müllrose | 2 | | 44 | 0 | 0,0 | | 8 | 2 | 174 | 44 | 87,5 | 50,0 |
| 12067338000 | Neiße münde | | | 0 | 0 | | | 2 | | 122 | 0 | 100,0 | |
| 12067357000 | Neuzelle | 3 | 1 | 70 | 23 | 66,7 | 100,0 | 5 | 7 | 117 | 164 | 80,0 | 85,7 |
| 12067397000 | Ragow-Merz | | | 0 | 0 | | | | | 0 | 0 | | |
| 12067408000 | Rauen | | 1 | 0 | 50 | | 0,0 | 2 | 2 | 101 | 101 | 100,0 | 50,0 |
| 12067413000 | Reichenwalde | 1 | 1 | 89 | 88 | 100,0 | 0,0 | 7 | 2 | 626 | 176 | 85,7 | 100,0 |
| 12067426000 | Rietz-Neuendorf | | 1 | 0 | 24 | | 0,0 | 7 | 2 | 172 | 49 | 85,7 | 100,0 |
| 12067438000 | Schlaubetal | | | 0 | 0 | | | | 1 | 0 | 54 | | 100,0 |
| 12067440000 | Schöneiche bei Berlin | 1 | | 8 | 0 | 0,0 | | 22 | 13 | 176 | 105 | 90,9 | 100,0 |
| 12067458000 | Siehdichum | | 1 | 0 | 66 | | 0,0 | 2 | | 129 | 0 | 100,0 | |
| 12067469000 | Spreehagen | 1 | | 31 | 0 | 0,0 | | 6 | 7 | 184 | 217 | 66,7 | 100,0 |
| 12067473000 | Steinhöfel | 1 | 1 | 23 | 23 | 0,0 | 0,0 | 12 | 6 | 272 | 137 | 91,7 | 50,0 |
| 12067481000 | Storkow (Mark) | 3 | 7 | 33 | 77 | 100,0 | 14,3 | 23 | 21 | 253 | 232 | 95,7 | 81,0 |
| 12067493000 | Tauche | 1 | | 26 | 0 | 0,0 | | 3 | 5 | 79 | 129 | 100,0 | 100,0 |
| 12067508000 | Vogelsang | 1 | 2 | 139 | 275 | 100,0 | 50,0 | | 1 | 0 | 138 | | 100,0 |
| 12067520000 | Wendisch Rietz | 2 | | 127 | 0 | 50,0 | | 2 | 1 | 127 | 65 | 50,0 | 100,0 |
| 12067528000 | Wiesenau | | 1 | 0 | 79 | | 100,0 | 1 | 1 | 81 | 79 | 100,0 | 0,0 |
| 12067544000 | Woltersdorf | 2 | 3 | 24 | 37 | 0,0 | 66,7 | 7 | 11 | 85 | 135 | 100,0 | 100,0 |
| 12067552000 | Ziltendorf | | | 0 | 0 | | | | | 0 | 0 | | |

Auszug aus PKS des Landes Brandenburg
Kennzahlen für ausgewählte Deliktsbereiche

| Schlüssel | Bezeichnung | Brandstiftung und Herbeiführen einer Brandgefahr | | | | | | Beleidigung | | | | | |
|--------------------|-------------------------------------|--|-----------|-----------|-----------|-------------|-------------|-------------|------------|------------|------------|-------------|-------------|
| | | 2018 | 2017 | 2018 | 2017 | 2018 | 2017 | 2018 | 2017 | 2018 | 2017 | 2018 | 2017 |
| | | erf. Fälle | | HZ | | AQ in % | | erf. Fälle | | HZ | | AQ in % | |
| 1206800000 | Landkreis Ostprignitz-Ruppin | 70 | 30 | 70 | 30 | 62,9 | 63,3 | 349 | 405 | 351 | 407 | 94,6 | 92,8 |
| 12068052000 | Breddin | | | 0 | 0 | | | 7 | 2 | 788 | 226 | 85,7 | 100,0 |
| 12068072000 | Dabergotz | | | 0 | 0 | | | 4 | 1 | 643 | 164 | 100,0 | 100,0 |
| 12068109000 | Dreetz | | | 0 | 0 | | | 3 | 7 | 263 | 610 | 100,0 | 100,0 |
| 12068117000 | Fehrbellin | 3 | 4 | 34 | 45 | 100,0 | 100,0 | 20 | 42 | 225 | 475 | 95,0 | 92,9 |
| 12068181000 | Heiligengrabe | 3 | | 68 | 0 | 0,0 | | 7 | 14 | 160 | 316 | 85,7 | 92,9 |
| 12068188000 | Herzberg (Mark) | 1 | | 153 | 0 | 0,0 | | 4 | 1 | 613 | 152 | 100,0 | 100,0 |
| 12068264000 | Kyritz | 4 | 3 | 43 | 33 | 100,0 | 100,0 | 48 | 36 | 512 | 392 | 93,8 | 91,7 |
| 12068280000 | Lindow (Mark) | 12 | 1 | 393 | 33 | 91,7 | 100,0 | 8 | 12 | 262 | 396 | 100,0 | 100,0 |
| 12068306000 | Märkisch Linden | 1 | 2 | 85 | 170 | 0,0 | 50,0 | | 2 | 0 | 170 | | 100,0 |
| 12068320000 | Neuruppin | 19 | 5 | 62 | 16 | 47,4 | 20,0 | 128 | 164 | 414 | 528 | 93,8 | 90,9 |
| 12068324000 | Neustadt (Dosse) | 1 | 2 | 29 | 59 | 0,0 | 100,0 | 6 | 11 | 174 | 323 | 100,0 | 90,9 |
| 12068353000 | Rheinsberg | 8 | 1 | 99 | 12 | 87,5 | 0,0 | 41 | 20 | 505 | 245 | 97,6 | 90,0 |
| 12068372000 | Rüthnick | | 1 | 0 | 204 | | 0,0 | 1 | | 212 | 0 | 100,0 | |
| 12068409000 | Sieversdorf-Hohenofen | | 1 | 0 | 140 | | 100,0 | 1 | | 143 | 0 | 100,0 | |
| 12068413000 | Storbeck-Frankendorf | 2 | | 416 | 0 | 0,0 | | | | 0 | 0 | | |
| 12068417000 | Stüdenitz-Schönermark | 1 | | 167 | 0 | 0,0 | | | | 0 | 0 | | |
| 12068425000 | Temnitzzell | | 1 | 0 | 132 | | 100,0 | 1 | 1 | 132 | 132 | 100,0 | 100,0 |
| 12068426000 | Temnitztal | | | 0 | 0 | | | 3 | 4 | 208 | 274 | 100,0 | 100,0 |
| 12068437000 | Vielitzsee | | | 0 | 0 | | | | | 0 | 0 | | |
| 12068452000 | Walsleben | 1 | | 127 | 0 | 100,0 | | 3 | 5 | 382 | 631 | 100,0 | 100,0 |
| 12068468000 | Wittstock/Dosse | 11 | 7 | 77 | 49 | 54,5 | 57,1 | 47 | 55 | 329 | 385 | 93,6 | 94,5 |
| 12068477000 | Wusterhausen/Dosse | 2 | 2 | 34 | 34 | 100,0 | 50,0 | 15 | 26 | 255 | 437 | 93,3 | 96,2 |
| 12068501000 | Zernitz-Lohm | 1 | | 116 | 0 | 100,0 | | 2 | 2 | 231 | 230 | 100,0 | 100,0 |
| 12069000000 | Landkreis Potsdam-Mittelmark | 74 | 62 | 35 | 29 | 43,2 | 61,3 | 424 | 382 | 199 | 180 | 91,7 | 88,2 |
| 12069017000 | Beelitz | 10 | 6 | 82 | 49 | 10,0 | 66,7 | 32 | 30 | 263 | 247 | 93,8 | 80,0 |
| 12069018000 | Beetzsee | | 2 | 0 | 78 | | 50,0 | 5 | 5 | 193 | 196 | 100,0 | 80,0 |
| 12069019000 | Beetzseeheide | | | 0 | 0 | | | 2 | 1 | 289 | 143 | 100,0 | 100,0 |
| 12069020000 | Bad Belzig | 7 | 3 | 63 | 27 | 28,6 | 33,3 | 21 | 31 | 189 | 279 | 85,7 | 80,6 |
| 12069028000 | Bensdorf | | | 0 | 0 | | | 1 | 2 | 82 | 162 | 100,0 | 100,0 |
| 12069052000 | Borkheide | | | 0 | 0 | | | | 5 | 0 | 256 | | 100,0 |
| 12069056000 | Borkwalde | 1 | | 67 | 0 | 0,0 | | 7 | 7 | 470 | 471 | 100,0 | 85,7 |
| 12069076000 | Brück | 1 | 1 | 25 | 25 | 0,0 | 100,0 | 7 | 4 | 175 | 100 | 71,4 | 100,0 |

Auszug aus PKS des Landes Brandenburg
Kennzahlen für ausgewählte Deliktsbereiche

| Schlüssel | Bezeichnung | Brandstiftung und Herbeiführen einer Brandgefahr | | | | | | Beleidigung | | | | | |
|-------------|--------------------|--|------|------|------|---------|-------|-------------|------|------|------|---------|-------|
| | | 2018 | 2017 | 2018 | 2017 | 2018 | 2017 | 2018 | 2017 | 2018 | 2017 | 2018 | 2017 |
| | | erf. Fälle | | HZ | | AQ in % | | erf. Fälle | | HZ | | AQ in % | |
| 12069089000 | Buckautal | | | 0 | 0 | | | 1 | | 204 | 0 | 100,0 | |
| 12069216000 | Golzow | 1 | | 75 | 0 | 0,0 | | | | 0 | 0 | | |
| 12069224000 | Görzke | | | 0 | 0 | | | 5 | 1 | 407 | 81 | 100,0 | 100,0 |
| 12069232000 | Gräben | | | 0 | 0 | | | | | 0 | 0 | | |
| 12069249000 | Groß Kreuz/Emster | 2 | 1 | 24 | 12 | 100,0 | 100,0 | 11 | 10 | 131 | 121 | 81,8 | 90,0 |
| 12069270000 | Havelsee | | 2 | 0 | 62 | | 100,0 | 12 | 4 | 372 | 123 | 91,7 | 100,0 |
| 12069304000 | Kleinmachnow | 3 | 3 | 15 | 15 | 66,7 | 66,7 | 17 | 27 | 82 | 131 | 100,0 | 88,9 |
| 12069306000 | Kloster Lehnin | 13 | 4 | 120 | 37 | 61,5 | 100,0 | 13 | 18 | 120 | 165 | 100,0 | 88,9 |
| 12069345000 | Linthe | | | 0 | 0 | | | 2 | 1 | 219 | 112 | 100,0 | 0,0 |
| 12069397000 | Michendorf | 3 | 3 | 24 | 24 | 66,7 | 33,3 | 13 | 12 | 105 | 98 | 76,9 | 100,0 |
| 12069402000 | Mühlenfließ | 1 | | 113 | 0 | 0,0 | | 2 | 2 | 227 | 221 | 100,0 | 100,0 |
| 12069448000 | Niemegk | 2 | 1 | 98 | 49 | 100,0 | 100,0 | 8 | 6 | 392 | 295 | 87,5 | 83,3 |
| 12069454000 | Nuthetal | 2 | 3 | 22 | 33 | 50,0 | 33,3 | 9 | 10 | 99 | 112 | 88,9 | 80,0 |
| 12069460000 | Päwesin | 1 | 1 | 200 | 192 | 0,0 | 0,0 | | | 0 | 0 | | |
| 12069470000 | Planebruch | 1 | | 99 | 0 | 0,0 | | 1 | 1 | 99 | 98 | 100,0 | 100,0 |
| 12069474000 | Planetal | | | 0 | 0 | | | 1 | | 108 | 0 | 100,0 | |
| 12069485000 | Rabenstein/Fläming | 2 | | 245 | 0 | 0,0 | | | | 0 | 0 | | |
| 12069537000 | Rosenu | | | 0 | 0 | | | | | 0 | 0 | | |
| 12069541000 | Roskow | | | 0 | 0 | | | 2 | 2 | 170 | 168 | 100,0 | 100,0 |
| 12069590000 | Schwielowsee | 1 | 2 | 9 | 19 | 0,0 | 50,0 | 11 | 14 | 104 | 132 | 90,9 | 92,9 |
| 12069596000 | Seddiner See | 2 | | 43 | 0 | 50,0 | | 15 | 9 | 326 | 203 | 86,7 | 88,9 |
| 12069604000 | Stahnsdorf | 2 | 8 | 13 | 52 | 50,0 | 75,0 | 16 | 9 | 105 | 59 | 81,3 | 88,9 |
| 12069616000 | Teltow | 2 | 3 | 8 | 12 | 50,0 | 33,3 | 75 | 63 | 291 | 245 | 89,3 | 82,5 |
| 12069632000 | Treuenbrietzen | 3 | 3 | 40 | 40 | 33,3 | 100,0 | 7 | 11 | 94 | 147 | 100,0 | 72,7 |
| 12069648000 | Wenzlow | 1 | 1 | 182 | 184 | 100,0 | 0,0 | 1 | 1 | 182 | 184 | 100,0 | 0,0 |
| 12069656000 | Werder (Havel) | 9 | 10 | 35 | 39 | 55,6 | 40,0 | 103 | 74 | 401 | 292 | 96,1 | 97,3 |
| 12069665000 | Wiesenburg/Mark | 3 | 3 | 70 | 70 | 66,7 | 100,0 | 7 | 9 | 164 | 209 | 85,7 | 88,9 |
| 12069680000 | Wollin | 1 | | 119 | 0 | 0,0 | | 1 | | 119 | 0 | 100,0 | |
| 12069688000 | Wusterwitz | | 1 | 0 | 33 | | 100,0 | 11 | 4 | 361 | 131 | 100,0 | 100,0 |
| 12069696000 | Ziesar | | 1 | 0 | 41 | | 0,0 | 5 | 9 | 205 | 368 | 80,0 | 100,0 |

Auszug aus PKS des Landes Brandenburg
Kennzahlen für ausgewählte Deliktsbereiche

| Schlüssel | Bezeichnung | Brandstiftung und Herbeiführen einer Brandgefahr | | | | | | Beleidigung | | | | | |
|-------------|------------------------|--|------|------|------|---------|-------|-------------|------|------|------|---------|-------|
| | | 2018 | 2017 | 2018 | 2017 | 2018 | 2017 | 2018 | 2017 | 2018 | 2017 | 2018 | 2017 |
| | | erf. Fälle | | HZ | | AQ in % | | erf. Fälle | | HZ | | AQ in % | |
| 1207000000 | Landkreis Prignitz | 53 | 54 | 69 | 69 | 49,1 | 66,7 | 248 | 243 | 321 | 312 | 94,8 | 95,9 |
| 12070008000 | Bad Wilsnack | 1 | | 39 | 0 | 0,0 | | 3 | 4 | 116 | 155 | 100,0 | 100,0 |
| 12070028000 | Berge | | | 0 | 0 | | | | 1 | 0 | 130 | | 100,0 |
| 12070052000 | Breese | | 1 | 0 | 68 | | 0,0 | 2 | 2 | 134 | 136 | 100,0 | 100,0 |
| 12070060000 | Cumlosen | 1 | | 140 | 0 | 100,0 | | | | 0 | 0 | | |
| 12070096000 | Gerdshagen | 1 | | 203 | 0 | 0,0 | | 1 | 1 | 203 | 200 | 100,0 | 100,0 |
| 12070125000 | Groß Pankow (Prignitz) | 2 | 1 | 52 | 25 | 50,0 | 100,0 | 8 | 14 | 206 | 353 | 100,0 | 92,9 |
| 12070145000 | Gülitz-Reetz | | | 0 | 0 | | | | | 0 | 0 | | |
| 12070149000 | Gumtow | 5 | 1 | 148 | 29 | 60,0 | 100,0 | 7 | 6 | 208 | 176 | 100,0 | 100,0 |
| 12070153000 | Halenbeck-Rohlsdorf | | 1 | 0 | 190 | | 0,0 | 1 | | 197 | 0 | 100,0 | |
| 12070173000 | Karstädt | 3 | 5 | 50 | 83 | 66,7 | 60,0 | 10 | 14 | 167 | 233 | 100,0 | 92,9 |
| 12070222000 | Kümmernitztal | 1 | | 268 | 0 | 0,0 | | | 1 | 0 | 262 | | 100,0 |
| 12070236000 | Lanz | | | 0 | 0 | | | | 1 | 0 | 135 | | 100,0 |
| 12070241000 | Legde/Quitze | | | 0 | 0 | | | | | 0 | 0 | | |
| 12070244000 | Lenzen (Elbe) | 1 | | 47 | 0 | 100,0 | | 10 | 11 | 468 | 509 | 100,0 | 100,0 |
| 12070246000 | Lenzerwische | 2 | | 447 | 0 | 50,0 | | 1 | 2 | 224 | 445 | 100,0 | 100,0 |
| 12070266000 | Marienfließ | | 1 | 0 | 144 | | 100,0 | 5 | 1 | 707 | 144 | 100,0 | 100,0 |
| 12070280000 | Meyenburg | | 1 | 0 | 47 | | 100,0 | 4 | 4 | 190 | 188 | 100,0 | 100,0 |
| 12070296000 | Perleberg | 8 | 2 | 65 | 16 | 75,0 | 100,0 | 77 | 63 | 625 | 509 | 92,2 | 95,2 |
| 12070300000 | Pirow | | | 0 | 0 | | | | | 0 | 0 | | |
| 12070302000 | Plattenburg | 3 | 1 | 90 | 29 | 66,7 | 0,0 | 7 | 12 | 211 | 352 | 100,0 | 100,0 |
| 12070316000 | Pritzwalk | 11 | 8 | 92 | 66 | 36,4 | 50,0 | 18 | 32 | 150 | 266 | 88,9 | 93,8 |
| 12070325000 | Putlitz | 3 | 2 | 111 | 73 | 66,7 | 100,0 | 5 | 6 | 185 | 219 | 100,0 | 100,0 |
| 12070348000 | Rühstädt | | | 0 | 0 | | | | 2 | 0 | 424 | | 100,0 |
| 12070393000 | Triglitz | | | 0 | 0 | | | 1 | | 199 | 0 | 100,0 | |
| 12070416000 | Weisen | | | 0 | 0 | | | 5 | 2 | 524 | 207 | 80,0 | 50,0 |
| 12070424000 | Wittenberge | 11 | 30 | 64 | 173 | 27,3 | 70,0 | 83 | 64 | 483 | 370 | 95,2 | 96,9 |
| 12071000000 | Landkreis Spree-Neiße | 73 | 42 | 63 | 36 | 50,7 | 35,7 | 234 | 222 | 203 | 190 | 92,7 | 91,9 |
| 12071028000 | Briesen | | | 0 | 0 | | | | 1 | 0 | 131 | | 100,0 |
| 12071032000 | Burg (Spreewald) | | | 0 | 0 | | | 3 | 7 | 70 | 162 | 66,7 | 71,4 |
| 12071041000 | Dissen-Striesow | 1 | 1 | 102 | 101 | 0,0 | 100,0 | | | 0 | 0 | | |
| 12071044000 | Döbern | 4 | | 123 | 0 | 100,0 | | 7 | 8 | 215 | 243 | 100,0 | 87,5 |
| 12071052000 | Drachhausen | | | 0 | 0 | | | | | 0 | 0 | | |

Auszug aus PKS des Landes Brandenburg
Kennzahlen für ausgewählte Deliktsbereiche

| Schlüssel | Bezeichnung | Brandstiftung und Herbeiführen einer Brandgefahr | | | | | | Beleidigung | | | | | |
|-------------|---------------------------------|--|-----------|-----------|-----------|-------------|-------------|-------------|------------|------------|------------|-------------|-------------|
| | | 2018 | 2017 | 2018 | 2017 | 2018 | 2017 | 2018 | 2017 | 2018 | 2017 | 2018 | 2017 |
| | | erf. Fälle | | HZ | | AQ in % | | erf. Fälle | | HZ | | AQ in % | |
| 12071057000 | Drebkau | 3 | 2 | 54 | 36 | 0,0 | 50,0 | 4 | 14 | 72 | 250 | 100,0 | 100,0 |
| 12071060000 | Drehnow | | | 0 | 0 | | | | | 0 | 0 | | |
| 12071074000 | Felixsee | | 1 | 0 | 52 | | 100,0 | 3 | 2 | 158 | 104 | 100,0 | 50,0 |
| 12071076000 | Forst (Lausitz) | 6 | 3 | 33 | 16 | 33,3 | 33,3 | 78 | 68 | 425 | 365 | 94,9 | 94,1 |
| 12071153000 | Groß Schacksdorf-Simmersdorf | 3 | | 293 | 0 | 66,7 | | 4 | 10 | 390 | 898 | 100,0 | 100,0 |
| 12071160000 | Guben | 9 | 5 | 52 | 29 | 55,6 | 40,0 | 45 | 35 | 262 | 200 | 91,1 | 94,3 |
| 12071164000 | Guhrow | | | 0 | 0 | | | | | 0 | 0 | | |
| 12071176000 | Heinersbrück | | | 0 | 0 | | | | | 0 | 0 | | |
| 12071189000 | Jämlitz-Klein Düben | | 1 | 0 | 211 | | 0,0 | | | 0 | 0 | | |
| 12071193000 | Jänschwalde | | 3 | 0 | 192 | | 0,0 | 1 | 1 | 65 | 64 | 100,0 | 100,0 |
| 12071244000 | Kolkwitz | 4 | 2 | 44 | 22 | 25,0 | 100,0 | 11 | 5 | 120 | 54 | 81,8 | 100,0 |
| 12071294000 | Neiße-Malxetal | 2 | 1 | 123 | 62 | 100,0 | 100,0 | 3 | 1 | 185 | 62 | 100,0 | 100,0 |
| 12071301000 | Neuhausen/Spree | | 3 | 0 | 61 | | 0,0 | 8 | 4 | 162 | 81 | 87,5 | 100,0 |
| 12071304000 | Peitz | 1 | 1 | 23 | 23 | 100,0 | 100,0 | 4 | 6 | 92 | 136 | 100,0 | 83,3 |
| 12071337000 | Schenkendöbern | 1 | 4 | 28 | 111 | 0,0 | 25,0 | 8 | 4 | 221 | 111 | 100,0 | 75,0 |
| 12071341000 | Schmogrow-Fehrow | | | 0 | 0 | | | | 1 | 0 | 126 | | 100,0 |
| 12071372000 | Spremberg | 17 | 6 | 76 | 26 | 11,8 | 33,3 | 42 | 42 | 187 | 185 | 88,1 | 90,5 |
| 12071384000 | Tauer | | | 0 | 0 | | | 1 | 1 | 144 | 143 | 100,0 | 100,0 |
| 12071386000 | Teichland | 1 | | 89 | 0 | 0,0 | | 2 | | 179 | 0 | 100,0 | |
| 12071392000 | Tschernitz | | | 0 | 0 | | | 2 | | 161 | 0 | 100,0 | |
| 12071401000 | Turnow-Preilack | | | 0 | 0 | | | | | 0 | 0 | | |
| 12071408000 | Welzow | 19 | 2 | 544 | 56 | 84,2 | 100,0 | 7 | 10 | 201 | 282 | 100,0 | 90,0 |
| 12071412000 | Werben | | | 0 | 0 | | | 1 | 1 | 59 | 58 | 100,0 | 0,0 |
| 12071414000 | Wiesengrund | 2 | 7 | 144 | 509 | 100,0 | 0,0 | | 1 | 0 | 73 | | 100,0 |
| 12072000000 | Landkreis Teltow-Fläming | 70 | 49 | 42 | 30 | 38,6 | 42,9 | 498 | 434 | 298 | 263 | 89,6 | 90,3 |
| 12072002000 | Am Mellensee | 1 | 1 | 15 | 15 | 0,0 | 100,0 | 15 | 8 | 222 | 120 | 93,3 | 75,0 |
| 12072014000 | Baruth/Mark | 3 | 1 | 73 | 24 | 0,0 | 0,0 | 12 | 10 | 290 | 243 | 100,0 | 80,0 |
| 12072017000 | Blankenfelde-Mahlow | 7 | 3 | 26 | 11 | 57,1 | 33,3 | 84 | 66 | 307 | 245 | 85,7 | 87,9 |
| 12072053000 | Dahme/Mark | 4 | | 81 | 0 | 50,0 | | 11 | 10 | 223 | 200 | 72,7 | 90,0 |
| 12072055000 | Dahmetal | | | 0 | 0 | | | | | 0 | 0 | | |
| 12072120000 | Großbeeren | 4 | 4 | 48 | 49 | 0,0 | 50,0 | 46 | 41 | 548 | 498 | 89,1 | 97,6 |
| 12072157000 | Ihlow | | | 0 | 0 | | | 1 | | 146 | 0 | 100,0 | |
| 12072169000 | Jüterbog | 6 | 9 | 48 | 73 | 16,7 | 22,2 | 31 | 30 | 250 | 244 | 90,3 | 96,7 |

Auszug aus PKS des Landes Brandenburg
Kennzahlen für ausgewählte Deliktsbereiche

| Schlüssel | Bezeichnung | Brandstiftung und Herbeiführen einer Brandgefahr | | | | | | Beleidigung | | | | | |
|--------------------|----------------------------|--|-----------|-----------|-----------|-------------|-------------|-------------|------------|------------|------------|-------------|-------------|
| | | 2018 | 2017 | 2018 | 2017 | 2018 | 2017 | 2018 | 2017 | 2018 | 2017 | 2018 | 2017 |
| | | erf. Fälle | | HZ | | AQ in % | | erf. Fälle | | HZ | | AQ in % | |
| 12072232000 | Luckenwalde | 4 | 6 | 19 | 29 | 75,0 | 66,7 | 88 | 89 | 426 | 434 | 94,3 | 87,6 |
| 12072240000 | Ludwigsfelde | 7 | 10 | 27 | 40 | 85,7 | 50,0 | 76 | 70 | 296 | 277 | 92,1 | 94,3 |
| 12072297000 | Niedergörsdorf | 7 | 5 | 114 | 82 | 0,0 | 0,0 | 16 | 12 | 261 | 197 | 93,8 | 91,7 |
| 12072298000 | Niederer Fläming | 4 | 1 | 130 | 32 | 75,0 | 100,0 | 5 | 1 | 162 | 32 | 100,0 | 100,0 |
| 12072312000 | Nuthe-Urstromtal | 12 | 2 | 182 | 30 | 16,7 | 50,0 | 10 | 4 | 152 | 60 | 90,0 | 100,0 |
| 12072340000 | Rangsdorf | 2 | 1 | 18 | 9 | 50,0 | 100,0 | 26 | 24 | 231 | 215 | 69,2 | 83,3 |
| 12072426000 | Trebbin | | 2 | 0 | 21 | | 50,0 | 21 | 21 | 223 | 222 | 90,5 | 85,7 |
| 12072477000 | Zossen | 9 | 4 | 48 | 22 | 55,6 | 50,0 | 56 | 48 | 296 | 265 | 91,1 | 91,7 |
| 12073000000 | Landkreis Uckermark | 61 | 40 | 51 | 33 | 65,6 | 40,0 | 386 | 362 | 321 | 299 | 94,3 | 92,5 |
| 12073008000 | Angermünde | 7 | 5 | 51 | 36 | 57,1 | 40,0 | 52 | 48 | 376 | 348 | 96,2 | 85,4 |
| 12073032000 | Berkholz-Meyenburg | 1 | | 82 | 0 | 100,0 | | | | 0 | 0 | | |
| 12073069000 | Boitzenburger Land | 1 | 3 | 32 | 95 | 0,0 | 66,7 | 2 | 7 | 63 | 221 | 100,0 | 114,3 |
| 12073085000 | Brüssow | 3 | | 161 | 0 | 0,0 | | 1 | 1 | 54 | 53 | 100,0 | 100,0 |
| 12073093000 | Carmzow-Wallmow | | | 0 | 0 | | | 3 | | 489 | 0 | 100,0 | |
| 12073097000 | Casekow | | | 0 | 0 | | | 4 | 2 | 212 | 106 | 75,0 | 50,0 |
| 12073157000 | Flieth-Stegelitz | | 1 | 0 | 185 | | 100,0 | 1 | | 187 | 0 | 0,0 | |
| 12073189000 | Gartz (Oder) | 2 | 3 | 78 | 119 | 100,0 | 0,0 | 2 | 2 | 78 | 80 | 100,0 | 100,0 |
| 12073201000 | Gerswalde | | 3 | 0 | 188 | | 33,3 | 3 | 2 | 191 | 126 | 100,0 | 100,0 |
| 12073216000 | Göritz | | | 0 | 0 | | | | | 0 | 0 | | |
| 12073225000 | Gramzow | | | 0 | 0 | | | 5 | 2 | 269 | 105 | 100,0 | 100,0 |
| 12073261000 | Grünow | | | 0 | 0 | | | | | 0 | 0 | | |
| 12073309000 | Hohenselchow-Groß Pinnow | 1 | 2 | 128 | 255 | 100,0 | 50,0 | | 1 | 0 | 127 | | 100,0 |
| 12073384000 | Lychen | 2 | | 62 | 0 | 100,0 | | 5 | 10 | 156 | 310 | 100,0 | 100,0 |
| 12073386000 | Mark Landin | | 2 | 0 | 201 | | 0,0 | 2 | 1 | 197 | 100 | 100,0 | 100,0 |
| 12073393000 | Mescherin | | | 0 | 0 | | | 1 | 2 | 121 | 249 | 100,0 | 100,0 |
| 12073396000 | Milmersdorf | 4 | 1 | 276 | 69 | 75,0 | 100,0 | 11 | 5 | 760 | 345 | 100,0 | 100,0 |
| 12073404000 | Mittenwalde | | | 0 | 0 | | | | 1 | 0 | 272 | | 0,0 |
| 12073429000 | Nordwestuckermark | 1 | 2 | 24 | 47 | 0,0 | 50,0 | 5 | 7 | 118 | 164 | 100,0 | 85,7 |
| 12073430000 | Oberuckersee | | | 0 | 0 | | | | 6 | 0 | 357 | | 100,0 |
| 12073440000 | Pinnow | 1 | | 111 | 0 | 100,0 | | | | 0 | 0 | | |
| 12073452000 | Prenzlau | 7 | 5 | 37 | 26 | 57,1 | 40,0 | 101 | 98 | 529 | 508 | 90,1 | 96,9 |
| 12073458000 | Randowtal | | | 0 | 0 | | | | 2 | 0 | 217 | | 100,0 |
| 12073490000 | Schenkenberg | | | 0 | 0 | | | | | 0 | 0 | | |

Auszug aus PKS des Landes Brandenburg
Kennzahlen für ausgewählte Deliktsbereiche

| Schlüssel | Bezeichnung | Brandstiftung und Herbeiführen einer Brandgefahr | | | | | | Beleidigung | | | | | |
|-------------|--------------------|--|------|------|------|---------|-------|-------------|------|------|------|---------|-------|
| | | 2018 | 2017 | 2018 | 2017 | 2018 | 2017 | 2018 | 2017 | 2018 | 2017 | 2018 | 2017 |
| | | erf. Fälle | | HZ | | AQ in % | | erf. Fälle | | HZ | | AQ in % | |
| 12073505000 | Schöneberg | | | 0 | 0 | | | 3 | | 370 | 0 | 66,7 | |
| 12073520000 | Schönfeld | 1 | | 169 | 0 | 0,0 | | 1 | 1 | 169 | 168 | 100,0 | 100,0 |
| 12073532000 | Schwedt/Oder | 20 | 9 | 67 | 30 | 70,0 | 33,3 | 115 | 81 | 382 | 268 | 97,4 | 87,7 |
| 12073565000 | Tantow | 1 | | 125 | 0 | 100,0 | | 2 | | 250 | 0 | 100,0 | |
| 12073569000 | Temmen-Ringenwalde | 1 | | 189 | 0 | 100,0 | | | | 0 | 0 | | |
| 12073572000 | Templin | 6 | 3 | 38 | 19 | 83,3 | 33,3 | 55 | 72 | 344 | 447 | 92,7 | 93,1 |
| 12073578000 | Uckerfelde | | | 0 | 0 | | | 3 | 1 | 322 | 106 | 100,0 | 100,0 |
| 12073579000 | Uckerland | | 1 | 0 | 37 | | 100,0 | 4 | 1 | 150 | 37 | 100,0 | 100,0 |
| 12073603000 | Passow | 1 | | 69 | 0 | 0,0 | | 3 | 4 | 206 | 273 | 100,0 | 100,0 |
| 12073645000 | Zichow | 1 | | 177 | 0 | 100,0 | | 2 | 5 | 354 | 883 | 100,0 | 100,0 |

Auszug aus PKS des Landes Brandenburg
Kennzahlen für ausgewählte Deliktsbereiche

| Schlüssel | Bezeichnung | Sachbeschädigung | | | | | | Sachbeschädigung durch Graffiti | | | | | |
|-------------------|-------------------------------|------------------|---------------|------------|------------|-------------|-------------|---------------------------------|--------------|------------|------------|-------------|-------------|
| | | 2018 | 2017 | 2018 | 2017 | 2018 | 2017 | 2018 | 2017 | 2018 | 2017 | 2018 | 2017 |
| | | erf. Fälle | | HZ | | AQ in % | | erf. Fälle | | HZ | | AQ in % | |
| 1200000000 | Bundesland Brandenburg | 20.200 | 19.895 | 807 | 798 | 30,9 | 28,2 | 5.596 | 5.511 | 223 | 221 | 22,6 | 14,4 |
| 1205100000 | Brandenburg an der Havel | 1.372 | 1.288 | 1.909 | 1.797 | 46,9 | 25,0 | 877 | 836 | 1.220 | 1.167 | 53,0 | 18,9 |
| 1205200000 | Cottbus | 1.004 | 952 | 994 | 948 | 24,8 | 25,9 | 201 | 188 | 199 | 187 | 10,4 | 14,9 |
| 1205300000 | Frankfurt (Oder) | 488 | 451 | 838 | 775 | 28,7 | 33,7 | 48 | 69 | 82 | 119 | 16,7 | 15,9 |
| 1205400000 | Potsdam | 1.687 | 1.608 | 960 | 936 | 22,5 | 21,2 | 632 | 569 | 360 | 331 | 9,8 | 13,4 |
| 1206000000 | Landkreis Barnim | 1.461 | 1.408 | 808 | 785 | 29,0 | 26,0 | 489 | 380 | 270 | 212 | 21,5 | 11,1 |
| 12060005000 | Ahrensfelde | 82 | 55 | 616 | 421 | 26,8 | 27,3 | 21 | 9 | 158 | 69 | 4,8 | 44,4 |
| 12060012000 | Althüttendorf | 1 | 1 | 171 | 177 | 0,0 | 100,0 | | | 0 | 0 | | |
| 12060020000 | Bernau bei Berlin | 308 | 292 | 806 | 774 | 22,7 | 24,7 | 62 | 69 | 162 | 183 | 11,3 | 7,2 |
| 12060024000 | Biesenthal | 24 | 23 | 419 | 406 | 41,7 | 8,7 | 4 | 1 | 70 | 18 | 0,0 | 0,0 |
| 12060034000 | Breydin | 3 | | 396 | 0 | 66,7 | | | | 0 | 0 | | |
| 12060036000 | Britz | 10 | 31 | 479 | 1.455 | 10,0 | 3,2 | 4 | 26 | 191 | 1.221 | 0,0 | 3,8 |
| 12060045000 | Chorin | 8 | 18 | 345 | 786 | 25,0 | 27,8 | 4 | 4 | 0 | 175 | 0,0 | 0,0 |
| 12060052000 | Eberswalde | 577 | 527 | 1.435 | 1.317 | 26,9 | 26,6 | 290 | 199 | 721 | 497 | 17,6 | 13,6 |
| 12060068000 | Friedrichswalde | 3 | 6 | 374 | 749 | 66,7 | 50,0 | | 1 | 0 | 125 | | 0,0 |
| 12060092000 | Hohenfinow | 2 | 1 | 381 | 189 | 0,0 | 0,0 | | | 0 | 0 | | |
| 12060100000 | Joachimsthal | 48 | 28 | 1.423 | 813 | 45,8 | 14,3 | 24 | 7 | 712 | 203 | 70,8 | 0,0 |
| 12060128000 | Liepe | 2 | 4 | 311 | 630 | 50,0 | 25,0 | | | 0 | 0 | | |
| 12060149000 | Lunow-Stolzenhagen | 2 | 8 | 166 | 666 | 0,0 | 12,5 | | 4 | 0 | 333 | | 0,0 |
| 12060154000 | Marlenwerder | 1 | 3 | 59 | 177 | 0,0 | 33,3 | | 1 | 0 | 59 | | 0,0 |
| 12060161000 | Melchow | 2 | 5 | 211 | 536 | 0,0 | 40,0 | 1 | 1 | 105 | 107 | 0,0 | 0,0 |
| 12060172000 | Niederfinow | 2 | 5 | 331 | 835 | 0,0 | 20,0 | | | 0 | 0 | | |
| 12060176000 | Oderberg | 8 | 17 | 368 | 778 | 25,0 | 52,9 | 1 | 2 | 46 | 92 | 100,0 | 0,0 |
| 12060181000 | Panketal | 116 | 155 | 569 | 762 | 12,9 | 19,4 | 39 | 19 | 191 | 93 | 7,7 | 10,5 |
| 12060185000 | Parsteinsee | 1 | 1 | 185 | 185 | 0,0 | 0,0 | | | 0 | 0 | | |
| 12060192000 | Rüdnitz | 15 | 17 | 756 | 883 | 40,0 | 64,7 | 1 | 1 | 50 | 52 | 0,0 | 100,0 |
| 12060198000 | Schorfheide | 51 | 59 | 513 | 592 | 54,9 | 28,8 | 10 | 10 | 101 | 100 | 50,0 | 0,0 |
| 12060250000 | Sydower Fließ | 8 | 5 | 827 | 536 | 50,0 | 60,0 | 3 | 2 | 310 | 214 | 100,0 | 100,0 |
| 12060269000 | Wandlitz | 105 | 101 | 465 | 452 | 43,8 | 32,7 | 19 | 12 | 84 | 54 | 73,7 | 0,0 |
| 12060280000 | Werneuchen | 80 | 46 | 906 | 536 | 43,8 | 30,4 | 10 | 12 | 113 | 140 | 30,0 | 0,0 |
| 12060296000 | Ziethen | 2 | | 451 | 0 | 50,0 | | | | 0 | 0 | | |

Auszug aus PKS des Landes Brandenburg
Kennzahlen für ausgewählte Deliktsbereiche

| Schlüssel | Bezeichnung | Sachbeschädigung | | | | | | Sachbeschädigung durch Graffiti | | | | | |
|-------------|---------------------------|------------------|-------|-------|-------|---------|-------|---------------------------------|------|------|------|---------|-------|
| | | 2018 | 2017 | 2018 | 2017 | 2018 | 2017 | 2018 | 2017 | 2018 | 2017 | 2018 | 2017 |
| | | erf. Fälle | | HZ | | AQ in % | | erf. Fälle | | HZ | | AQ in % | |
| 12061000000 | Landkreis Dahme-Spreewald | 1.295 | 1.330 | 774 | 801 | 26,6 | 27,7 | 348 | 413 | 208 | 249 | 8,0 | 14,5 |
| 12061005000 | Alt Zauche-Wußwerk | 1 | | 205 | 0 | 0,0 | | | | 0 | 0 | | |
| 12061017000 | Bersteland | 3 | 2 | 341 | 222 | 33,3 | 50,0 | | | 0 | 0 | | |
| 12061020000 | Bestensee | 27 | 45 | 347 | 600 | 22,2 | 33,3 | 5 | 10 | 64 | 133 | 20,0 | 20,0 |
| 12061061000 | Byhleguhre-Byhlen | | | 0 | 0 | | | | | 0 | 0 | | |
| 12061097000 | Drahnisdorf | 3 | 3 | 488 | 490 | 66,7 | 66,7 | | | 0 | 0 | | |
| 12061112000 | Eichwalde | 21 | 17 | 326 | 262 | 9,5 | 23,5 | 5 | 4 | 78 | 62 | 0,0 | 50,0 |
| 12061164000 | Golßen | 1 | 15 | 39 | 583 | 0,0 | 20,0 | | | 0 | 0 | | |
| 12061192000 | Groß Köris | 11 | 15 | 480 | 662 | 18,2 | 20,0 | 2 | 2 | 87 | 88 | 0,0 | 0,0 |
| 12061216000 | Halbe | 27 | 39 | 1.124 | 1.587 | 14,8 | 38,5 | 13 | 14 | 541 | 570 | 0,0 | 35,7 |
| 12061217000 | Heidesee | 34 | 26 | 476 | 368 | 29,4 | 26,9 | 3 | 3 | 42 | 42 | 0,0 | 0,0 |
| 12061219000 | Heideblick | 13 | 28 | 365 | 777 | 46,2 | 85,7 | 1 | | 28 | 0 | 0,0 | |
| 12061224000 | Jamlitz | 2 | 1 | 382 | 188 | 50,0 | 100,0 | | | 0 | 0 | | |
| 12061244000 | Kasel-Golzig | 2 | 2 | 290 | 292 | 0,0 | 100,0 | | | 0 | 0 | | |
| 12061260000 | Königs Wusterhausen | 384 | 444 | 1.046 | 1.218 | 25,3 | 25,2 | 134 | 190 | 365 | 521 | 6,0 | 13,7 |
| 12061265000 | Krausnick-Groß Wasserburg | 4 | 2 | 672 | 334 | 0,0 | 50,0 | | | 0 | 0 | | |
| 12061308000 | Lieberose | 4 | 5 | 290 | 368 | 100,0 | 60,0 | | | 0 | 0 | | |
| 12061316000 | Lübben (Spreewald) | 133 | 145 | 952 | 1.046 | 27,8 | 25,5 | 31 | 42 | 222 | 303 | 22,6 | 9,5 |
| 12061320000 | Luckau | 53 | 35 | 545 | 366 | 26,4 | 45,7 | 5 | 3 | 51 | 31 | 0,0 | 33,3 |
| 12061328000 | Märkisch Buchholz | 2 | 2 | 249 | 254 | 0,0 | 100,0 | | | 0 | 0 | | |
| 12061329000 | Märkische Heide | 16 | 12 | 412 | 307 | 43,8 | 41,7 | 2 | 1 | 52 | 26 | 50,0 | 100,0 |
| 12061332000 | Mittenwalde | 83 | 52 | 912 | 581 | 13,3 | 57,7 | 33 | 17 | 362 | 190 | 0,0 | 64,7 |
| 12061344000 | Münchehofe | | 1 | 0 | 213 | | 0,0 | | | 0 | 0 | | |
| 12061352000 | Neu Zauche | 1 | | 91 | 0 | 0,0 | | | | 0 | 0 | | |
| 12061405000 | Rietzneuendorf-Staakow | | 2 | 0 | 325 | | 0,0 | | | 0 | 0 | | |
| 12061428000 | Schlepzig | | | 0 | 0 | | | | | 0 | 0 | | |
| 12061433000 | Schönefeld | 207 | 204 | 1.415 | 1.414 | 29,0 | 18,6 | 68 | 80 | 465 | 555 | 11,8 | 6,3 |
| 12061435000 | Schönwald | 8 | 6 | 693 | 513 | 75,0 | 0,0 | | 3 | 0 | 256 | | 0,0 |
| 12061444000 | Schulzendorf | 20 | 23 | 245 | 289 | 50,0 | 34,8 | 2 | | 24 | 0 | 0,0 | |
| 12061448000 | Schwerin | 4 | 3 | 488 | 368 | 25,0 | 66,7 | | 3 | 0 | 368 | | 66,7 |
| 12061450000 | Schwielochsee | 7 | 14 | 470 | 940 | 42,9 | 28,6 | 2 | | 134 | 0 | 0,0 | |
| 12061470000 | Spreewaldheide | 1 | 2 | 208 | 431 | 0,0 | 0,0 | | | 0 | 0 | | |
| 12061471000 | Steinreich | 3 | 7 | 613 | 1.389 | 0,0 | 57,1 | 1 | 1 | 204 | 198 | 0,0 | 0,0 |

Auszug aus PKS des Landes Brandenburg
Kennzahlen für ausgewählte Deliktsbereiche

| Schlüssel | Bezeichnung | Sachbeschädigung | | | | | | Sachbeschädigung durch Graffiti | | | | | |
|--------------------|------------------------------|------------------|------------|------------|------------|-------------|-------------|---------------------------------|------------|------------|------------|-------------|------------|
| | | 2018 | 2017 | 2018 | 2017 | 2018 | 2017 | 2018 | 2017 | 2018 | 2017 | 2018 | 2017 |
| | | erf. Fälle | | HZ | | AQ in % | | erf. Fälle | | HZ | | AQ in % | |
| 12061476000 | Straupitz | 5 | 5 | 526 | 525 | 60,0 | 40,0 | | 1 | 0 | 105 | | 0,0 |
| 12061492000 | Teupitz | 13 | 14 | 691 | 749 | 46,2 | 64,3 | | | 0 | 0 | | |
| 12061510000 | Unterspreewald | 6 | 2 | 724 | 237 | 16,7 | 0,0 | 3 | | 362 | 0 | 0,0 | |
| 12061540000 | Wildau | 137 | 121 | 1.357 | 1.203 | 24,1 | 12,4 | 25 | 31 | 248 | 308 | 12,0 | 0,0 |
| 12061572000 | Zeuthen | 59 | 36 | 522 | 319 | 28,8 | 8,3 | 13 | 8 | 115 | 71 | 0,0 | 12,5 |
| 12062000000 | Landkreis Elbe-Elster | 820 | 700 | 793 | 671 | 29,5 | 26,4 | 187 | 119 | 181 | 114 | 10,2 | 5,9 |
| 12062024000 | Bad Liebenwerda | 81 | 45 | 873 | 485 | 56,8 | 35,6 | 17 | 2 | 183 | 22 | 47,1 | 100,0 |
| 12062088000 | Crinitz | | 4 | 0 | 329 | | 25,0 | | | 0 | 0 | | |
| 12062092000 | Doberlug-Kirchhain | 102 | 78 | 1.129 | 850 | 36,3 | 26,9 | 2 | 4 | 22 | 44 | 0,0 | 0,0 |
| 12062124000 | Elsterwerda | 83 | 78 | 1.041 | 961 | 19,3 | 19,2 | 18 | 15 | 226 | 185 | 5,6 | 0,0 |
| 12062128000 | Falkenberg/Elster | 53 | 61 | 827 | 944 | 32,1 | 18,0 | 16 | 29 | 250 | 449 | 12,5 | 0,0 |
| 12062134000 | Fichtwald | 2 | 1 | 320 | 154 | 50,0 | 0,0 | | | 0 | 0 | | |
| 12062140000 | Finsteralde | 273 | 208 | 1.664 | 1.261 | 22,0 | 28,8 | 75 | 37 | 457 | 224 | 0,0 | 10,8 |
| 12062177000 | Gorden-Staupitz | 3 | 4 | 314 | 419 | 0,0 | 50,0 | 1 | | 105 | 0 | 0,0 | |
| 12062196000 | Gröden | 6 | 8 | 445 | 581 | 66,7 | 62,5 | | 2 | 0 | 145 | | 0,0 |
| 12062208000 | Großthiemig | 6 | 2 | 577 | 192 | 0,0 | 0,0 | | | 0 | 0 | | |
| 12062219000 | Heideland | 2 | | 382 | 0 | 0,0 | | | | 0 | 0 | | |
| 12062224000 | Herzberg/Elster | 71 | 69 | 781 | 756 | 29,6 | 18,8 | 31 | 24 | 341 | 263 | 16,1 | 0,0 |
| 12062232000 | Hirschfeld | | 2 | 0 | 159 | | 50,0 | | | 0 | 0 | | |
| 12062237000 | Hohenbucko | 1 | 1 | 158 | 156 | 0,0 | 0,0 | 1 | | 158 | 0 | 0,0 | |
| 12062240000 | Hohenleipisch | 5 | 28 | 246 | 1.362 | 20,0 | 57,1 | | | 0 | 0 | | |
| 12062282000 | Kremitzaue | 2 | 2 | 254 | 249 | 50,0 | 100,0 | | | 0 | 0 | | |
| 12062289000 | Lebusa | 3 | 2 | 384 | 253 | 33,3 | 0,0 | | | 0 | 0 | | |
| 12062293000 | Lichterfeld-Schacksdorf | 8 | 6 | 788 | 541 | 62,5 | 33,3 | 1 | 1 | 99 | 90 | 0,0 | 0,0 |
| 12062333000 | Massen-Niederlausitz | 5 | 13 | 264 | 677 | 0,0 | 30,8 | 2 | | 106 | 0 | 0,0 | |
| 12062336000 | Merzdorf | | | 0 | 0 | | | | | 0 | 0 | | |
| 12062341000 | Mühlberg/Elbe | 21 | 5 | 561 | 131 | 28,6 | 0,0 | 6 | | 160 | 0 | 0,0 | |
| 12062372000 | Plessa | 7 | 5 | 264 | 187 | 0,0 | 20,0 | 1 | | 38 | 0 | 0,0 | |
| 12062410000 | Röderland | 14 | 10 | 359 | 255 | 28,6 | 10,0 | 5 | | 128 | 0 | 0,0 | |
| 12062417000 | Rückersdorf | 12 | 4 | 884 | 287 | 16,7 | 25,0 | 2 | | 147 | 0 | 0,0 | |
| 12062425000 | Sallgast | 6 | 11 | 411 | 761 | 66,7 | 45,5 | | | 0 | 0 | | |
| 12062440000 | Schilda | | 2 | 0 | 428 | | 0,0 | | | 0 | 0 | | |
| 12062445000 | Schlieben | 10 | 7 | 414 | 289 | 40,0 | 28,6 | | 2 | 0 | 83 | | 50,0 |

Auszug aus PKS des Landes Brandenburg
Kennzahlen für ausgewählte Deliktsbereiche

| Schlüssel | Bezeichnung | Sachbeschädigung | | | | | | Sachbeschädigung durch Graffiti | | | | | |
|--------------------|----------------------------|------------------|--------------|------------|------------|-------------|-------------|---------------------------------|------------|------------|------------|-------------|-------------|
| | | 2018 | 2017 | 2018 | 2017 | 2018 | 2017 | 2018 | 2017 | 2018 | 2017 | 2018 | 2017 |
| | | erf. Fälle | | HZ | | AQ in % | | erf. Fälle | | HZ | | AQ in % | |
| 12062453000 | Schönborn | 2 | 5 | 129 | 322 | 0,0 | 0,0 | 1 | | 64 | 0 | 0,0 | |
| 12062461000 | Schönwalde | 6 | 9 | 196 | 292 | 0,0 | 11,1 | | | 0 | 0 | | |
| 12062464000 | Schraden | 1 | 2 | 199 | 396 | 0,0 | 0,0 | | | 0 | 0 | | |
| 12062469000 | Sonnenwalde | 5 | 7 | 154 | 215 | 40,0 | 0,0 | 1 | | 31 | 0 | 0,0 | |
| 12062492000 | Tröbitz | 7 | | 1.004 | 0 | 42,9 | | 3 | | 430 | 0 | 100,0 | |
| 12062500000 | Uebigau-Wahrenbrück | 23 | 21 | 432 | 394 | 30,4 | 23,8 | 4 | 3 | 75 | 56 | 0,0 | 0,0 |
| 12063000000 | Landkreis Havelland | 1.279 | 1.242 | 796 | 778 | 27,8 | 28,1 | 380 | 393 | 236 | 246 | 16,6 | 17,8 |
| 12063036000 | Brieselang | 68 | 61 | 581 | 529 | 33,8 | 6,6 | 14 | 23 | 120 | 199 | 78,6 | 0,0 |
| 12063056000 | Dallgow-Döberitz | 49 | 82 | 492 | 825 | 40,8 | 25,6 | 6 | 31 | 60 | 312 | 16,7 | 19,4 |
| 12063080000 | Falkensee | 270 | 353 | 620 | 819 | 35,6 | 24,9 | 55 | 132 | 126 | 306 | 54,5 | 26,5 |
| 12063088000 | Friesack | 26 | 24 | 1.020 | 938 | 26,9 | 41,7 | 6 | 5 | 235 | 195 | 16,7 | 0,0 |
| 12063094000 | Gollenberg | | 2 | 0 | 484 | | 50,0 | | | 0 | 0 | | |
| 12063112000 | Großderschau | 1 | | 224 | 0 | 100,0 | | | | 0 | 0 | | |
| 12063134000 | Havelaue | 1 | 2 | 115 | 230 | 0,0 | 50,0 | | 1 | 0 | 115 | | 0,0 |
| 12063142000 | Wiesenaue | 8 | 7 | 1.028 | 908 | 37,5 | 14,3 | | 6 | 0 | 778 | | 0,0 |
| 12063148000 | Ketzin | 31 | 44 | 477 | 680 | 41,9 | 20,5 | 7 | 13 | 108 | 201 | 28,6 | 7,7 |
| 12063161000 | Kleßen-Görne | 1 | 1 | 276 | 278 | 0,0 | 0,0 | | | 0 | 0 | | |
| 12063165000 | Kotzen | 7 | | 1.167 | 0 | 71,4 | | | | 0 | 0 | | |
| 12063186000 | Märkisch Luch | 8 | 4 | 641 | 316 | 12,5 | 50,0 | 1 | 1 | 80 | 79 | 0,0 | 0,0 |
| 12063189000 | Milower Land | 7 | 10 | 163 | 230 | 42,9 | 40,0 | 1 | 2 | 23 | 46 | 0,0 | 0,0 |
| 12063202000 | Mühlenberge | 2 | 4 | 281 | 563 | 0,0 | 0,0 | 1 | | 141 | 0 | 0,0 | |
| 12063208000 | Nauen | 194 | 164 | 1.097 | 941 | 36,6 | 36,0 | 30 | 29 | 170 | 166 | 10,0 | 10,3 |
| 12063212000 | Nennhausen | 14 | 7 | 759 | 371 | 7,1 | 14,3 | 1 | 3 | 54 | 159 | 0,0 | 0,0 |
| 12063228000 | Paulinenaue | 17 | 14 | 1.310 | 1.116 | 29,4 | 28,6 | 4 | 5 | 308 | 398 | 0,0 | 0,0 |
| 12063240000 | Pessin | | 1 | 0 | 151 | | 100,0 | | | 0 | 0 | | |
| 12063244000 | Premnitz | 54 | 51 | 645 | 605 | 27,8 | 19,6 | 15 | 11 | 179 | 131 | 13,3 | 18,2 |
| 12063252000 | Rathenow | 393 | 260 | 1.617 | 1.072 | 14,2 | 34,6 | 210 | 89 | 864 | 367 | 4,8 | 23,6 |
| 12063256000 | Retzow | | 1 | 0 | 196 | | 100,0 | | | 0 | 0 | | |
| 12063260000 | Rhinow | 6 | 12 | 374 | 743 | 33,3 | 25,0 | | 8 | 0 | 496 | | 0,0 |
| 12063273000 | Schönwalde-Glien | 45 | 48 | 474 | 505 | 24,4 | 33,3 | 5 | 10 | 53 | 105 | 0,0 | 0,0 |
| 12063274000 | Seeblick | 4 | 4 | 446 | 442 | 25,0 | 25,0 | 2 | | 223 | 0 | 50,0 | |
| 12063293000 | Stechow-Ferchesar | 2 | 1 | 221 | 110 | 0,0 | 100,0 | 1 | | 110 | 0 | 0,0 | |
| 12063357000 | Wustermark | 71 | 85 | 776 | 951 | 29,6 | 24,7 | 21 | 24 | 230 | 269 | 9,5 | 8,3 |

Auszug aus PKS des Landes Brandenburg
Kennzahlen für ausgewählte Deliktsbereiche

| Schlüssel | Bezeichnung | Sachbeschädigung | | | | | | Sachbeschädigung durch Graffiti | | | | | |
|-------------|-----------------------------|------------------|-------|-------|------|---------|-------|---------------------------------|------|------|------|---------|-------|
| | | 2018 | 2017 | 2018 | 2017 | 2018 | 2017 | 2018 | 2017 | 2018 | 2017 | 2018 | 2017 |
| | | erf. Fälle | | HZ | | AQ in % | | erf. Fälle | | HZ | | AQ in % | |
| 12064000000 | Landkreis Märkisch-Oderland | 1.446 | 1.438 | 750 | 750 | 28,4 | 29,4 | 312 | 420 | 162 | 219 | 12,2 | 18,1 |
| 12064009000 | Alt Tucheband | 1 | 2 | 129 | 252 | 0,0 | 100,0 | | | 0 | 0 | | |
| 12064029000 | Altlandsberg | 49 | 35 | 523 | 376 | 38,8 | 25,7 | 5 | 5 | 53 | 54 | 40,0 | 20,0 |
| 12064044000 | Bad Freienwalde (Oder) | 91 | 86 | 738 | 698 | 36,3 | 38,4 | 15 | 17 | 122 | 138 | 0,0 | 11,8 |
| 12064053000 | Beiersdorf-Freudenberg | 6 | 1 | 990 | 166 | 50,0 | 100,0 | 1 | | 165 | 0 | 0,0 | |
| 12064057000 | Bleyen-Genschmar | 2 | 3 | 440 | 649 | 50,0 | 33,3 | | 1 | 0 | 216 | | 0,0 |
| 12064061000 | Bliesdorf | 3 | 5 | 267 | 436 | 66,7 | 60,0 | | | 0 | 0 | | |
| 12064084000 | Buckow (Märkische Schweiz) | 6 | 13 | 406 | 872 | 16,7 | 7,7 | 4 | 1 | 270 | 67 | 0,0 | 0,0 |
| 12064125000 | Falkenberg | 15 | 9 | 680 | 405 | 40,0 | 44,4 | 1 | 2 | 45 | 90 | 0,0 | 0,0 |
| 12064128000 | Falkenhagen (Mark) | 2 | 3 | 287 | 430 | 50,0 | 33,3 | | | 0 | 0 | | |
| 12064130000 | Fichtenhöhe | 1 | 3 | 196 | 598 | 100,0 | 66,7 | | | 0 | 0 | | |
| 12064136000 | Fredersdorf-Vogelsdorf | 97 | 87 | 705 | 641 | 32,0 | 40,2 | 45 | 44 | 327 | 324 | 20,0 | 52,3 |
| 12064153000 | Garzau-Garzin | 11 | 3 | 2.340 | 655 | 63,6 | 66,7 | | | 0 | 0 | | |
| 12064172000 | Golzow | 2 | 1 | 245 | 120 | 50,0 | 0,0 | 1 | | 123 | 0 | 0,0 | |
| 12064190000 | Gusow-Platkow | 10 | 5 | 773 | 402 | 60,0 | 20,0 | 1 | 3 | 77 | 241 | 0,0 | 0,0 |
| 12064205000 | Heckelberg-Brunow | 2 | 1 | 303 | 150 | 0,0 | 0,0 | | | 0 | 0 | | |
| 12064222000 | Höhenland | 7 | 4 | 690 | 394 | 57,1 | 100,0 | | | 0 | 0 | | |
| 12064227000 | Hoppegarten | 136 | 144 | 757 | 809 | 22,8 | 19,4 | 41 | 77 | 228 | 432 | 17,1 | 11,7 |
| 12064266000 | Küstriner Vorland | 22 | 12 | 855 | 471 | 31,8 | 16,7 | 2 | 5 | 78 | 196 | 50,0 | 20,0 |
| 12064268000 | Lebus | 7 | 8 | 222 | 254 | 28,6 | 25,0 | | 2 | 0 | 64 | | 0,0 |
| 12064274000 | Letschin | 10 | 13 | 252 | 325 | 40,0 | 61,5 | | 2 | 0 | 50 | | 100,0 |
| 12064288000 | Lietzen | 3 | 4 | 409 | 519 | 66,7 | 75,0 | | | 0 | 0 | | |
| 12064290000 | Lindendorf | 12 | 11 | 890 | 817 | 16,7 | 0,0 | 3 | | 223 | 0 | 0,0 | |
| 12064303000 | Märkische Höhe | 2 | | 354 | 0 | 50,0 | | | | 0 | 0 | | |
| 12064317000 | Müncheberg | 48 | 51 | 703 | 748 | 14,6 | 29,4 | 13 | 16 | 190 | 235 | 0,0 | 0,0 |
| 12064336000 | Neuenhagen bei Berlin | 97 | 71 | 539 | 397 | 44,3 | 25,4 | 14 | 14 | 78 | 78 | 21,4 | 35,7 |
| 12064340000 | Neuhardenberg | 7 | 26 | 264 | 994 | 28,6 | 42,3 | | 3 | 0 | 115 | | 0,0 |
| 12064349000 | Neulewin | 8 | 2 | 885 | 221 | 37,5 | 50,0 | 2 | | 221 | 0 | 100,0 | |
| 12064365000 | Neutrebbin | 4 | 5 | 288 | 360 | 25,0 | 20,0 | | 1 | 0 | 72 | | 0,0 |
| 12064370000 | Oberbarnim | 6 | 4 | 393 | 277 | 50,0 | 25,0 | 1 | | 66 | 0 | 0,0 | |
| 12064371000 | Oderau | 2 | 4 | 126 | 253 | 50,0 | 25,0 | | | 0 | 0 | | |
| 12064380000 | Petershagen/Eggersdorf | 62 | 58 | 412 | 394 | 17,7 | 22,4 | 10 | 14 | 66 | 95 | 0,0 | 0,0 |
| 12064388000 | Podelzig | 4 | 3 | 476 | 352 | 25,0 | 66,7 | | | 0 | 0 | | |

Auszug aus PKS des Landes Brandenburg
Kennzahlen für ausgewählte Deliktbereiche

| Schlüssel | Bezeichnung | Sachbeschädigung | | | | | | Sachbeschädigung durch Graffiti | | | | | |
|--------------------|----------------------------|------------------|--------------|------------|------------|-------------|-------------|---------------------------------|------------|------------|------------|-------------|-------------|
| | | 2018 | 2017 | 2018 | 2017 | 2018 | 2017 | 2018 | 2017 | 2018 | 2017 | 2018 | 2017 |
| | | erf. Fälle | | HZ | | AQ in % | | erf. Fälle | | HZ | | AQ in % | |
| 12064393000 | Prötzel | 9 | 3 | 898 | 296 | 33,3 | 33,3 | | | 0 | 0 | | |
| 12064408000 | Rehfelde | 38 | 38 | 764 | 784 | 23,7 | 31,6 | 14 | 8 | 281 | 165 | 0,0 | 25,0 |
| 12064417000 | Reichenow-Möglin | 2 | 3 | 373 | 548 | 50,0 | 33,3 | | 1 | 0 | 183 | | 0,0 |
| 12064420000 | Reitwein | 1 | 2 | 210 | 436 | 0,0 | 50,0 | | | 0 | 0 | | |
| 12064428000 | Rüdersdorf bei Berlin | 144 | 139 | 925 | 904 | 25,7 | 31,7 | 19 | 38 | 122 | 247 | 15,8 | 5,3 |
| 12064448000 | Seelow | 87 | 60 | 1.607 | 1.101 | 27,6 | 38,3 | 16 | 7 | 295 | 128 | 25,0 | 42,9 |
| 12064472000 | Strausberg | 343 | 432 | 1.293 | 1.637 | 21,0 | 23,6 | 78 | 143 | 294 | 542 | 5,1 | 17,5 |
| 12064480000 | Treplin | 2 | | 556 | 0 | 50,0 | | | | 0 | 0 | | |
| 12064482000 | Vierlinden | 10 | 9 | 693 | 611 | 70,0 | 22,2 | 1 | | 69 | 0 | 100,0 | |
| 12064484000 | Waldsiefersdorf | 5 | 2 | 618 | 247 | 80,0 | 0,0 | | 1 | 0 | 124 | | 0,0 |
| 12064512000 | Wriezen | 63 | 71 | 868 | 968 | 23,8 | 43,7 | 25 | 15 | 344 | 205 | 8,0 | 6,7 |
| 12064538000 | Zechin | 2 | 1 | 300 | 155 | 0,0 | 0,0 | | | 0 | 0 | | |
| 12064539000 | Zeschdorf | 5 | 1 | 399 | 80 | 0,0 | 100,0 | | | 0 | 0 | | |
| 12065000000 | Landkreis Oberhavel | 1.448 | 1.527 | 690 | 732 | 36,6 | 32,5 | 314 | 340 | 150 | 163 | 29,6 | 11,2 |
| 12065036000 | Birkenwerder | 65 | 64 | 803 | 798 | 35,4 | 23,4 | 8 | 14 | 99 | 175 | 37,5 | 7,1 |
| 12065084000 | Fürstenberg/Havel | 42 | 35 | 718 | 596 | 50,0 | 51,4 | 4 | 12 | 68 | 204 | 25,0 | 33,3 |
| 12065096000 | Glienicke/Nordbahn | 62 | 75 | 507 | 617 | 21,0 | 21,3 | 2 | 12 | 16 | 99 | 0,0 | 8,3 |
| 12065100000 | Gransee | 46 | 46 | 780 | 780 | 60,9 | 41,3 | 10 | 5 | 170 | 85 | 20,0 | 0,0 |
| 12065117000 | Großwoltersdorf | | | 0 | 0 | | | | | 0 | 0 | | |
| 12065136000 | Hennigsdorf | 267 | 320 | 1.013 | 1.224 | 31,5 | 27,8 | 112 | 94 | 425 | 360 | 29,5 | 5,3 |
| 12065144000 | Hohen Neuendorf | 151 | 113 | 581 | 440 | 37,1 | 37,2 | 37 | 17 | 142 | 66 | 51,4 | 11,8 |
| 12065165000 | Kremmen | 38 | 41 | 507 | 561 | 23,7 | 31,7 | 8 | 12 | 107 | 164 | 12,5 | 8,3 |
| 12065180000 | Leegebruch | 21 | 25 | 310 | 370 | 38,1 | 24,0 | 4 | 5 | 59 | 74 | 25,0 | 20,0 |
| 12065193000 | Liebenwalde | 23 | 20 | 537 | 468 | 39,1 | 35,0 | 1 | 4 | 23 | 94 | 100,0 | 0,0 |
| 12065198000 | Löwenberger Land | 35 | 34 | 429 | 421 | 34,3 | 32,4 | 8 | 7 | 98 | 87 | 0,0 | 14,3 |
| 12065225000 | Mühlenbecker Land | 66 | 66 | 440 | 445 | 24,2 | 37,9 | 18 | 16 | 120 | 108 | 0,0 | 12,5 |
| 12065251000 | Oberkrämer | 34 | 39 | 303 | 354 | 35,3 | 41,0 | 7 | 5 | 62 | 45 | 28,6 | 0,0 |
| 12065256000 | Oranienburg | 370 | 422 | 841 | 957 | 40,5 | 31,8 | 63 | 93 | 143 | 211 | 33,3 | 17,2 |
| 12065276000 | Schönermark | | 2 | 0 | 445 | | 50,0 | | | 0 | 0 | | |
| 12065301000 | Sonnenberg | 2 | 2 | 242 | 246 | 50,0 | 0,0 | | | 0 | 0 | | |
| 12065310000 | Stechlin | 4 | 5 | 329 | 412 | 0,0 | 40,0 | | | 0 | 0 | | |
| 12065332000 | Velten | 123 | 108 | 1.039 | 914 | 35,8 | 38,0 | 31 | 40 | 262 | 339 | 29,0 | 10,0 |
| 12065356000 | Zehdenick | 99 | 110 | 736 | 817 | 44,4 | 38,2 | 1 | 4 | 7 | 30 | 0,0 | 0,0 |

Auszug aus PKS des Landes Brandenburg
Kennzahlen für ausgewählte Deliktbereiche

| Schlüssel | Bezeichnung | Sachbeschädigung | | | | | | Sachbeschädigung durch Graffiti | | | | | |
|--------------------|--|------------------|--------------|------------|------------|-------------|-------------|---------------------------------|------------|------------|------------|-------------|------------|
| | | 2018 | 2017 | 2018 | 2017 | 2018 | 2017 | 2018 | 2017 | 2018 | 2017 | 2018 | 2017 |
| | | erf. Fälle | | HZ | | AQ in % | | erf. Fälle | | HZ | | AQ in % | |
| 12066000000 | Landkreis Oberspreewald-Lausitz | 886 | 782 | 797 | 698 | 33,2 | 30,7 | 236 | 172 | 212 | 154 | 30,1 | 7,0 |
| 12066008000 | Altdöbern | 8 | 16 | 327 | 635 | 50,0 | 37,5 | 2 | 3 | 82 | 119 | 0,0 | 66,7 |
| 12066041000 | Bronkow | 1 | 1 | 172 | 171 | 100,0 | 0,0 | | 1 | 0 | 171 | | 0,0 |
| 12066052000 | Calau | 40 | 60 | 514 | 766 | 32,5 | 20,0 | 11 | 20 | 141 | 255 | 0,0 | 0,0 |
| 12066064000 | Frauendorf | 1 | | 145 | 0 | 0,0 | | | | 0 | 0 | | |
| 12066104000 | Großmehlen | 1 | | 92 | 0 | 0,0 | | | | 0 | 0 | | |
| 12066112000 | Großräschen | 92 | 64 | 1.070 | 742 | 33,7 | 56,3 | 12 | 12 | 140 | 139 | 0,0 | 50,0 |
| 12066116000 | Grünwald | 1 | | 188 | 0 | 0,0 | | | | 0 | 0 | | |
| 12066120000 | Guteborn | | 1 | 0 | 188 | | 0,0 | | | 0 | 0 | | |
| 12066124000 | Hermisdorf | 1 | 1 | 126 | 126 | 0,0 | 0,0 | | | 0 | 0 | | |
| 12066132000 | Hohenbocka | 4 | 4 | 412 | 409 | 0,0 | 50,0 | | | 0 | 0 | | |
| 12066168000 | Kroppen | | 3 | 0 | 442 | | 0,0 | | 1 | 0 | 147 | | 0,0 |
| 12066176000 | Lauchhammer | 84 | 68 | 577 | 460 | 44,0 | 39,7 | 5 | 7 | 34 | 47 | 0,0 | 0,0 |
| 12066188000 | Lindenau | 4 | 1 | 541 | 135 | 25,0 | 100,0 | | | 0 | 0 | | |
| 12066196000 | Lübbenau/Spreewald | 209 | 125 | 1.299 | 776 | 29,7 | 17,6 | 88 | 47 | 547 | 292 | 43,2 | 0,0 |
| 12066202000 | Luckaitztal | 3 | 9 | 372 | 1.110 | 0,0 | 22,2 | 2 | 6 | 248 | 740 | 0,0 | 0,0 |
| 12066226000 | Neu-Seeland | 14 | 8 | 2.365 | 1.354 | 57,1 | 37,5 | 3 | 3 | 507 | 508 | 0,0 | 33,3 |
| 12066228000 | Neupetershain | 11 | 6 | 920 | 488 | 9,1 | 0,0 | 4 | 2 | 334 | 163 | 0,0 | 0,0 |
| 12066240000 | Ortrand | 14 | 11 | 655 | 513 | 14,3 | 18,2 | 3 | 4 | 140 | 187 | 0,0 | 25,0 |
| 12066272000 | Ruhland | 17 | 25 | 465 | 677 | 23,5 | 56,0 | 8 | 4 | 219 | 108 | 0,0 | 0,0 |
| 12066285000 | Schipkau | 25 | 27 | 368 | 399 | 32,0 | 48,1 | 5 | 3 | 74 | 44 | 0,0 | 0,0 |
| 12066292000 | Schwarzbach | 4 | | 613 | 0 | 25,0 | | | | 0 | 0 | | |
| 12066296000 | Schwarzheide | 30 | 29 | 528 | 508 | 36,7 | 17,2 | 7 | 1 | 123 | 18 | 0,0 | 0,0 |
| 12066304000 | Senftenberg | 274 | 266 | 1.116 | 1.074 | 35,4 | 28,6 | 77 | 50 | 314 | 202 | 39,0 | 2,0 |
| 12066316000 | Tettau | 2 | 8 | 258 | 1.022 | 50,0 | 0,0 | | 1 | 0 | 128 | | 0,0 |
| 12066320000 | Vetschau/Spreewald | 46 | 49 | 562 | 591 | 26,1 | 38,8 | 9 | 7 | 110 | 84 | 33,3 | 14,3 |
| 12067000000 | Landkreis Oder-Spree | 1.167 | 1.160 | 654 | 649 | 26,0 | 24,7 | 336 | 340 | 188 | 190 | 10,4 | 8,5 |
| 12067024000 | Bad Saarow | 27 | 36 | 481 | 658 | 25,9 | 30,6 | 2 | 7 | 36 | 128 | 0,0 | 0,0 |
| 12067036000 | Beeskow | 44 | 99 | 545 | 1.222 | 22,7 | 27,3 | 10 | 51 | 124 | 630 | 0,0 | 19,6 |
| 12067040000 | Berkenbrück | 1 | 3 | 100 | 299 | 0,0 | 66,7 | | | 0 | 0 | | |
| 12067072000 | Briesen (Mark) | 9 | 13 | 322 | 467 | 22,2 | 38,5 | | 4 | 0 | 144 | | 25,0 |
| 12067076000 | Brieskow-Finkenheerd | 6 | 8 | 265 | 348 | 16,7 | 50,0 | 2 | | 88 | 0 | 0,0 | |
| 12067112000 | Diensdorf-Radlow | 1 | 3 | 169 | 529 | 0,0 | 0,0 | | | 0 | 0 | | |

Auszug aus PKS des Landes Brandenburg
Kennzahlen für ausgewählte Deliktsbereiche

| Schlüssel | Bezeichnung | Sachbeschädigung | | | | | | Sachbeschädigung durch Graffiti | | | | | |
|-------------|-----------------------|------------------|------|-------|-------|---------|-------|---------------------------------|------|------|------|---------|------|
| | | 2018 | 2017 | 2018 | 2017 | 2018 | 2017 | 2018 | 2017 | 2018 | 2017 | 2018 | 2017 |
| | | erf. Fälle | | HZ | | AQ in % | | erf. Fälle | | HZ | | AQ in % | |
| 12067120000 | Eisenhüttenstadt | 262 | 242 | 1.046 | 919 | 22,9 | 23,1 | 62 | 48 | 247 | 182 | 3,2 | 8,3 |
| 12067124000 | Erkner | 148 | 146 | 1.252 | 1.248 | 13,5 | 14,4 | 85 | 81 | 719 | 693 | 4,7 | 3,7 |
| 12067137000 | Friedland | 11 | 7 | 372 | 235 | 27,3 | 28,6 | 1 | | 34 | 0 | 0,0 | |
| 12067144000 | Fürstenwalde/Spree | 261 | 227 | 813 | 709 | 35,6 | 31,7 | 34 | 22 | 106 | 69 | 5,9 | 0,0 |
| 12067173000 | Gosen-Neu Zittau | 15 | 14 | 474 | 456 | 13,3 | 50,0 | 7 | 1 | 221 | 33 | 14,3 | 0,0 |
| 12067180000 | Groß Lindow | 3 | 3 | 175 | 175 | 66,7 | 33,3 | | | 0 | 0 | | |
| 12067201000 | Grünheide (Mark) | 56 | 33 | 655 | 391 | 30,4 | 24,2 | 22 | 14 | 257 | 166 | 18,2 | 21,4 |
| 12067205000 | Grunow-Dammendorf | 4 | 1 | 802 | 199 | 50,0 | 0,0 | | | 0 | 0 | | |
| 12067237000 | Jacobsdorf | 4 | 7 | 211 | 371 | 25,0 | 0,0 | 2 | 1 | 105 | 53 | 0,0 | 0,0 |
| 12067288000 | Langewahl | 1 | | 120 | 0 | 100,0 | | | | 0 | 0 | | |
| 12067292000 | Lawitz | 1 | | 170 | 0 | 0,0 | | | | 0 | 0 | | |
| 12067324000 | Mixdorf | 1 | | 110 | 0 | 0,0 | | | | 0 | 0 | | |
| 12067336000 | Müllrose | 21 | 18 | 458 | 394 | 19,0 | 27,8 | 3 | 2 | 65 | 44 | 0,0 | 50,0 |
| 12067338000 | Neißemünde | | 4 | 0 | 252 | | 25,0 | | 1 | 0 | 63 | | 0,0 |
| 12067357000 | Neuzelle | 18 | 11 | 421 | 257 | 33,3 | 45,5 | 3 | 2 | 70 | 47 | 0,0 | 0,0 |
| 12067397000 | Ragow-Merz | 1 | | 195 | 0 | 100,0 | | | | 0 | 0 | | |
| 12067408000 | Rauen | 4 | 7 | 202 | 353 | 25,0 | 42,9 | | 2 | 0 | 101 | | 0,0 |
| 12067413000 | Reichenwalde | 1 | 7 | 89 | 615 | 100,0 | 14,3 | | | 0 | 0 | | |
| 12067426000 | Rietz-Neuendorf | 7 | 13 | 172 | 316 | 28,6 | 30,8 | | 3 | 0 | 73 | | 0,0 |
| 12067438000 | Schlaubetal | 4 | 4 | 216 | 217 | 25,0 | 50,0 | | | 0 | 0 | | |
| 12067440000 | Schöneiche bei Berlin | 125 | 89 | 1.000 | 721 | 25,6 | 9,0 | 79 | 58 | 632 | 470 | 26,6 | 3,4 |
| 12067458000 | Siehdichum | 1 | 2 | 64 | 131 | 0,0 | 50,0 | | | 0 | 0 | | |
| 12067469000 | Spreehagen | 3 | 19 | 92 | 588 | 0,0 | 26,3 | | 3 | 0 | 93 | | 0,0 |
| 12067473000 | Steinhöfel | 16 | 16 | 363 | 366 | 37,5 | 43,8 | | 2 | 0 | 46 | | 0,0 |
| 12067481000 | Storkow (Mark) | 36 | 55 | 396 | 606 | 16,7 | 21,8 | 14 | 11 | 154 | 121 | 0,0 | 9,1 |
| 12067493000 | Tauche | 23 | 10 | 603 | 258 | 30,4 | 30,0 | | | 0 | 0 | | |
| 12067508000 | Vogelsang | | 3 | 0 | 413 | | 0,0 | | | 0 | 0 | | |
| 12067520000 | Wendisch Rietz | 8 | 2 | 509 | 131 | 25,0 | 0,0 | 2 | | 127 | 0 | 50,0 | |
| 12067528000 | Wiesenu | 3 | 1 | 244 | 79 | 0,0 | 100,0 | | | 0 | 0 | | |
| 12067544000 | Woltersdorf | 35 | 50 | 427 | 613 | 25,7 | 20,0 | 8 | 25 | 98 | 306 | 0,0 | 12,0 |
| 12067552000 | Ziltendorf | 6 | 7 | 397 | 458 | 66,7 | 28,6 | | 2 | 0 | 131 | | 50,0 |

Auszug aus PKS des Landes Brandenburg
Kennzahlen für ausgewählte Deliktsbereiche

| Schlüssel | Bezeichnung | Sachbeschädigung | | | | | | Sachbeschädigung durch Graffiti | | | | | |
|--------------------|-------------------------------------|------------------|--------------|------------|------------|-------------|-------------|---------------------------------|------------|------------|------------|-------------|-------------|
| | | 2018 | 2017 | 2018 | 2017 | 2018 | 2017 | 2018 | 2017 | 2018 | 2017 | 2018 | 2017 |
| | | erf. Fälle | | HZ | | AQ in % | | erf. Fälle | | HZ | | AQ in % | |
| 12068000000 | Landkreis Ostprignitz-Ruppin | 889 | 855 | 895 | 860 | 38,0 | 44,0 | 164 | 183 | 165 | 184 | 7,9 | 28,4 |
| 12068052000 | Breddin | 9 | 6 | 1.014 | 677 | 55,6 | 83,3 | 3 | | 338 | 0 | 0,0 | |
| 12068072000 | Dabergotz | 6 | 1 | 965 | 164 | 33,3 | 0,0 | 4 | 1 | 643 | 164 | 0,0 | 0,0 |
| 12068109000 | Dreetz | 1 | 5 | 88 | 436 | 0,0 | 40,0 | | | 0 | 0 | | |
| 12068117000 | Fehrbellin | 44 | 36 | 495 | 407 | 50,0 | 52,8 | 4 | 7 | 45 | 79 | 0,0 | 14,3 |
| 12068181000 | Heiligengrabe | 17 | 16 | 388 | 362 | 41,2 | 43,8 | 5 | 5 | 114 | 113 | 20,0 | 0,0 |
| 12068188000 | Herzberg (Mark) | 2 | 7 | 306 | 1.062 | 50,0 | 71,4 | | | 0 | 0 | | |
| 12068264000 | Kyritz | 69 | 73 | 736 | 794 | 31,9 | 32,9 | 5 | 13 | 53 | 141 | 40,0 | 15,4 |
| 12068280000 | Lindow (Mark) | 32 | 29 | 1.048 | 958 | 43,8 | 37,9 | 5 | 3 | 164 | 99 | 0,0 | 0,0 |
| 12068306000 | Märkisch Linden | 4 | 6 | 339 | 511 | 0,0 | 66,7 | 3 | 1 | 254 | 85 | 0,0 | 0,0 |
| 12068320000 | Neuruppin | 365 | 368 | 1.182 | 1.186 | 37,3 | 49,2 | 63 | 89 | 204 | 287 | 4,8 | 32,6 |
| 12068324000 | Neustadt (Dosse) | 23 | 36 | 666 | 1.057 | 21,7 | 38,9 | 7 | 7 | 203 | 206 | 0,0 | 0,0 |
| 12068353000 | Rheinsberg | 96 | 103 | 1.184 | 1.262 | 37,5 | 35,0 | 21 | 37 | 259 | 453 | 19,0 | 35,1 |
| 12068372000 | Rüthnick | | 4 | 0 | 818 | | 25,0 | | | 0 | 0 | | |
| 12068409000 | Sieversdorf-Hohenofen | | 1 | 0 | 140 | | 100,0 | | | 0 | 0 | | |
| 12068413000 | Storbeck-Frankendorf | 2 | 1 | 416 | 211 | 0,0 | 100,0 | 1 | | 208 | 0 | 0,0 | |
| 12068417000 | Stüdenitz-Schönermark | 2 | 2 | 333 | 345 | 50,0 | 50,0 | | | 0 | 0 | | |
| 12068425000 | Temnitzquell | 2 | 3 | 264 | 397 | 0,0 | 66,7 | | | 0 | 0 | | |
| 12068426000 | Temnitztal | 5 | 2 | 347 | 137 | 60,0 | 50,0 | | | 0 | 0 | | |
| 12068437000 | Vielitzsee | 1 | 3 | 216 | 655 | 0,0 | 0,0 | | | 0 | 0 | | |
| 12068452000 | Walsleben | 3 | 3 | 382 | 378 | 33,3 | 66,7 | 2 | | 254 | 0 | 0,0 | |
| 12068468000 | Wittstock/Dosse | 166 | 117 | 1.162 | 819 | 41,0 | 38,5 | 29 | 15 | 203 | 105 | 10,3 | 26,7 |
| 12068477000 | Wusterhausen/Dosse | 38 | 32 | 646 | 537 | 36,8 | 43,8 | 12 | 5 | 204 | 84 | 0,0 | 60,0 |
| 12068501000 | Zernitz-Lohm | 2 | 1 | 231 | 115 | 50,0 | 0,0 | | | 0 | 0 | | |
| 12069000000 | Landkreis Potsdam-Mittelmark | 1.280 | 1.373 | 600 | 647 | 29,9 | 23,7 | 379 | 376 | 178 | 177 | 28,2 | 12,5 |
| 12069017000 | Beelitz | 68 | 87 | 559 | 715 | 13,2 | 10,3 | 25 | 29 | 205 | 238 | 0,0 | 3,4 |
| 12069018000 | Beetzsee | 15 | 8 | 578 | 313 | 40,0 | 25,0 | 7 | 1 | 270 | 39 | 42,9 | 100,0 |
| 12069019000 | Beetzseeheide | 1 | | 145 | 0 | 0,0 | | | | 0 | 0 | | |
| 12069020000 | Bad Belzig | 103 | 199 | 926 | 1.791 | 38,8 | 22,1 | 37 | 87 | 333 | 783 | 13,5 | 5,7 |
| 12069028000 | Bensdorf | 3 | 2 | 247 | 162 | 66,7 | 0,0 | | 1 | 0 | 81 | | 0,0 |
| 12069052000 | Borkheide | 6 | 18 | 299 | 922 | 50,0 | 11,1 | 2 | 4 | 100 | 205 | 100,0 | 0,0 |
| 12069056000 | Borkwalde | 2 | 11 | 134 | 740 | 50,0 | 36,4 | | | 0 | 0 | | |
| 12069076000 | Brück | 24 | 18 | 599 | 450 | 45,8 | 38,9 | 1 | | 25 | 0 | 0,0 | |

Auszug aus PKS des Landes Brandenburg
Kennzahlen für ausgewählte Deliktbereiche

| Schlüssel | Bezeichnung | Sachbeschädigung | | | | | | Sachbeschädigung durch Graffiti | | | | | |
|-------------|--------------------|------------------|------|------|-------|---------|-------|---------------------------------|------|------|------|---------|------|
| | | 2018 | 2017 | 2018 | 2017 | 2018 | 2017 | 2018 | 2017 | 2018 | 2017 | 2018 | 2017 |
| | | erf. Fälle | | HZ | | AQ in % | | erf. Fälle | | HZ | | AQ in % | |
| 12069089000 | Buckautal | | 3 | 0 | 605 | | 33,3 | | | 0 | 0 | | |
| 12069216000 | Golzow | 3 | 6 | 226 | 457 | 0,0 | 0,0 | | 3 | 0 | 228 | | 0,0 |
| 12069224000 | Görzke | 5 | 6 | 407 | 487 | 0,0 | 16,7 | | | 0 | 0 | | |
| 12069232000 | Gräben | | 1 | 0 | 196 | | 100,0 | | | 0 | 0 | | |
| 12069249000 | Groß Kreuz/Emster | 37 | 26 | 441 | 314 | 40,5 | 23,1 | 9 | 5 | 107 | 60 | 33,3 | 0,0 |
| 12069270000 | Havelsee | 26 | 13 | 805 | 401 | 26,9 | 7,7 | 11 | 3 | 341 | 92 | 9,1 | 0,0 |
| 12069304000 | Kleinmachnow | 167 | 100 | 810 | 484 | 55,7 | 17,0 | 84 | 15 | 408 | 73 | 78,6 | 6,7 |
| 12069306000 | Kloster Lehnin | 41 | 58 | 378 | 532 | 22,0 | 43,1 | 10 | 9 | 92 | 83 | 0,0 | 11,1 |
| 12069345000 | Linthe | 3 | 8 | 329 | 893 | 66,7 | 0,0 | | 4 | 0 | 446 | | 0,0 |
| 12069397000 | Michendorf | 98 | 64 | 788 | 522 | 16,3 | 9,4 | 13 | 29 | 105 | 236 | 0,0 | 3,4 |
| 12069402000 | Mühlenfließ | 4 | 13 | 454 | 1.438 | 0,0 | 15,4 | | 3 | 0 | 332 | | 0,0 |
| 12069448000 | Niemegk | 11 | 11 | 538 | 542 | 9,1 | 63,6 | 9 | 4 | 441 | 197 | 0,0 | 0,0 |
| 12069454000 | Nuthetal | 30 | 27 | 331 | 301 | 16,7 | 18,5 | 8 | 5 | 88 | 56 | 0,0 | 20,0 |
| 12069460000 | Päwesin | 4 | 3 | 800 | 576 | 25,0 | 66,7 | | | 0 | 0 | | |
| 12069470000 | Planebruch | 2 | 1 | 198 | 98 | 50,0 | 0,0 | | | 0 | 0 | | |
| 12069474000 | Planetal | 5 | 6 | 538 | 628 | 20,0 | 66,7 | | 2 | 0 | 209 | | 0,0 |
| 12069485000 | Rabenstein/Fläming | 5 | 4 | 613 | 499 | 0,0 | 0,0 | 4 | 4 | 491 | 499 | 0,0 | 0,0 |
| 12069537000 | Rosenau | 2 | 7 | 219 | 749 | 0,0 | 42,9 | 2 | 3 | 219 | 321 | 0,0 | 0,0 |
| 12069541000 | Roskow | 11 | 2 | 934 | 168 | 36,4 | 0,0 | | | 0 | 0 | | |
| 12069590000 | Schwielowsee | 36 | 52 | 339 | 492 | 25,0 | 40,4 | 5 | 10 | 47 | 95 | 0,0 | 40,0 |
| 12069596000 | Seddiner See | 33 | 54 | 716 | 1.215 | 12,1 | 3,7 | 5 | 7 | 109 | 158 | 0,0 | 0,0 |
| 12069604000 | Stahnsdorf | 74 | 93 | 485 | 610 | 18,9 | 21,5 | 27 | 15 | 177 | 98 | 11,1 | 6,7 |
| 12069616000 | Teltow | 200 | 176 | 776 | 686 | 20,5 | 23,3 | 66 | 49 | 256 | 191 | 18,2 | 6,1 |
| 12069632000 | Treuenbrietzen | 30 | 30 | 401 | 402 | 50,0 | 40,0 | 4 | 1 | 54 | 13 | 0,0 | 0,0 |
| 12069648000 | Wenzlow | 3 | 4 | 547 | 737 | 100,0 | 0,0 | 1 | | 182 | 0 | 100,0 | |
| 12069656000 | Werder (Havel) | 180 | 202 | 701 | 797 | 26,1 | 32,2 | 37 | 69 | 144 | 272 | 18,9 | 37,7 |
| 12069665000 | Wiesenburg/Mark | 12 | 21 | 281 | 488 | 41,7 | 23,8 | 3 | 5 | 70 | 116 | 0,0 | 0,0 |
| 12069680000 | Wollin | 5 | 1 | 595 | 118 | 100,0 | 100,0 | 2 | | 238 | 0 | 100,0 | |
| 12069688000 | Wusterwitz | 16 | 20 | 525 | 657 | 18,8 | 20,0 | 5 | 7 | 164 | 230 | 0,0 | 28,6 |
| 12069696000 | Ziesar | 15 | 18 | 614 | 736 | 66,7 | 33,3 | 2 | 2 | 82 | 82 | 100,0 | 0,0 |

Auszug aus PKS des Landes Brandenburg
Kennzahlen für ausgewählte Deliktbereiche

| Schlüssel | Bezeichnung | Sachbeschädigung | | | | | | Sachbeschädigung durch Graffiti | | | | | |
|-------------|------------------------|------------------|------|-------|-------|---------|-------|---------------------------------|------|------|------|---------|------|
| | | 2018 | 2017 | 2018 | 2017 | 2018 | 2017 | 2018 | 2017 | 2018 | 2017 | 2018 | 2017 |
| | | erf. Fälle | | HZ | | AQ in % | | erf. Fälle | | HZ | | AQ in % | |
| 12070000000 | Landkreis Prignitz | 615 | 718 | 796 | 923 | 38,2 | 36,6 | 111 | 154 | 144 | 198 | 26,1 | 20,1 |
| 12070008000 | Bad Wilsnack | 15 | 11 | 582 | 427 | 53,3 | 36,4 | 4 | 3 | 155 | 116 | 0,0 | 0,0 |
| 12070028000 | Berge | 3 | 4 | 400 | 519 | 66,7 | 25,0 | | 2 | 0 | 259 | | 0,0 |
| 12070052000 | Breese | 3 | 3 | 201 | 204 | 33,3 | 33,3 | | | 0 | 0 | | |
| 12070060000 | Cumlosen | 2 | 4 | 279 | 553 | 0,0 | 25,0 | 2 | | 279 | 0 | 0,0 | |
| 12070096000 | Gerdshagen | 1 | 1 | 203 | 200 | 0,0 | 0,0 | | | 0 | 0 | | |
| 12070125000 | Groß Pankow (Prignitz) | 14 | 13 | 361 | 328 | 42,9 | 46,2 | | 2 | 0 | 50 | | 0,0 |
| 12070145000 | Gültz-Reetz | | | 0 | 0 | | | | | 0 | 0 | | |
| 12070149000 | Gumtow | 16 | 10 | 475 | 294 | 56,3 | 80,0 | 1 | | 30 | 0 | 100,0 | |
| 12070153000 | Halenbeck-Rohlsdorf | 2 | 2 | 394 | 380 | 50,0 | 0,0 | | | 0 | 0 | | |
| 12070173000 | Karstädt | 18 | 23 | 301 | 383 | 50,0 | 39,1 | 2 | 3 | 33 | 50 | 0,0 | 0,0 |
| 12070222000 | Kümmernitztal | 1 | 2 | 268 | 524 | 100,0 | 100,0 | | | 0 | 0 | | |
| 12070236000 | Lanz | 1 | 1 | 135 | 135 | 0,0 | 0,0 | | | 0 | 0 | | |
| 12070241000 | Legde/Quitzebel | | 1 | 0 | 168 | | 0,0 | | | 0 | 0 | | |
| 12070244000 | Lenzen (Elbe) | 18 | 20 | 843 | 926 | 22,2 | 50,0 | 3 | 2 | 140 | 93 | 0,0 | 0,0 |
| 12070246000 | Lenzerwische | 3 | 2 | 671 | 445 | 33,3 | 100,0 | | | 0 | 0 | | |
| 12070266000 | Marienfließ | 2 | 1 | 283 | 144 | 50,0 | 100,0 | | | 0 | 0 | | |
| 12070280000 | Meyenburg | 13 | 19 | 618 | 894 | 61,5 | 73,7 | 2 | 4 | 95 | 188 | 0,0 | 75,0 |
| 12070296000 | Perleberg | 115 | 146 | 934 | 1.181 | 42,6 | 44,5 | 7 | 5 | 57 | 40 | 28,6 | 20,0 |
| 12070300000 | Pirow | | | 0 | 0 | | | | | 0 | 0 | | |
| 12070302000 | Plattenburg | 22 | 28 | 662 | 821 | 27,3 | 28,6 | 8 | 10 | 241 | 293 | 12,5 | 0,0 |
| 12070316000 | Pritzwalk | 109 | 176 | 908 | 1.461 | 43,1 | 31,3 | 17 | 67 | 142 | 556 | 88,2 | 31,3 |
| 12070325000 | Putlitz | 8 | 11 | 296 | 402 | 62,5 | 45,5 | 1 | 2 | 37 | 73 | 0,0 | 50,0 |
| 12070348000 | Rühstädt | 1 | 2 | 213 | 424 | 100,0 | 50,0 | | | 0 | 0 | | |
| 12070393000 | Triglitz | 3 | | 598 | 0 | 33,3 | | 1 | | 199 | 0 | 0,0 | |
| 12070416000 | Weisen | 3 | 6 | 314 | 620 | 0,0 | 33,3 | | | 0 | 0 | | |
| 12070424000 | Wittenberge | 242 | 232 | 1.407 | 1.340 | 31,0 | 29,3 | 63 | 54 | 366 | 312 | 15,9 | 9,3 |
| 12071000000 | Landkreis Spree-Neiße | 742 | 712 | 643 | 609 | 34,8 | 27,5 | 124 | 87 | 107 | 74 | 23,4 | 4,6 |
| 12071028000 | Briesen | 1 | | 131 | 0 | 100,0 | | | | 0 | 0 | | |
| 12071032000 | Burg (Spreevald) | 17 | 20 | 398 | 463 | 29,4 | 10,0 | | 4 | 0 | 93 | | 50,0 |
| 12071041000 | Dissen-Striesow | 6 | 1 | 610 | 101 | 50,0 | 0,0 | 2 | | 203 | 0 | 0,0 | |
| 12071044000 | Döbern | 9 | 11 | 277 | 334 | 44,4 | 45,5 | 4 | | 123 | 0 | 25,0 | |
| 12071052000 | Drachhausen | | 3 | 0 | 373 | | 33,3 | | | 0 | 0 | | |

Auszug aus PKS des Landes Brandenburg
Kennzahlen für ausgewählte Deliktsbereiche

| Schlüssel | Bezeichnung | Sachbeschädigung | | | | | | Sachbeschädigung durch Graffiti | | | | | |
|--------------------|---------------------------------|------------------|--------------|------------|------------|-------------|-------------|---------------------------------|------------|------------|------------|-------------|-------------|
| | | 2018 | 2017 | 2018 | 2017 | 2018 | 2017 | 2018 | 2017 | 2018 | 2017 | 2018 | 2017 |
| | | erf. Fälle | | HZ | | AQ in % | | erf. Fälle | | HZ | | AQ in % | |
| 12071057000 | Drebkau | 47 | 27 | 842 | 481 | 44,7 | 29,6 | 24 | 5 | 430 | 89 | 50,0 | 0,0 |
| 12071060000 | Drehnow | 1 | | 192 | 0 | 100,0 | | | | 0 | 0 | | |
| 12071074000 | Felixsee | 2 | 11 | 105 | 569 | 50,0 | 45,5 | 1 | | 53 | 0 | 0,0 | |
| 12071076000 | Forst (Lausitz) | 182 | 150 | 992 | 804 | 35,2 | 30,0 | 20 | 11 | 109 | 59 | 20,0 | 9,1 |
| 12071153000 | Groß Schacksdorf-Simmersdorf | 7 | 5 | 683 | 449 | 28,6 | 100,0 | | | 0 | 0 | | |
| 12071160000 | Guben | 212 | 208 | 1.234 | 1.191 | 39,6 | 15,9 | 38 | 44 | 221 | 252 | 10,5 | 2,3 |
| 12071164000 | Guhrow | | | 0 | 0 | | | | | 0 | 0 | | |
| 12071176000 | Heinersbrück | | 1 | 0 | 172 | | 100,0 | | | 0 | 0 | | |
| 12071189000 | Jämlitz-Klein Düben | | 1 | 0 | 211 | | 0,0 | | | 0 | 0 | | |
| 12071193000 | Jänschwalde | 12 | 9 | 781 | 576 | 16,7 | 77,8 | 2 | | 130 | 0 | 0,0 | |
| 12071244000 | Kolkwitz | 32 | 26 | 348 | 283 | 31,3 | 30,8 | | 6 | 0 | 65 | | 0,0 |
| 12071294000 | Neiße-Malxetal | 6 | 6 | 369 | 369 | 33,3 | 33,3 | 1 | | 62 | 0 | 0,0 | |
| 12071301000 | Neuhausen/Spree | 15 | 13 | 304 | 263 | 20,0 | 38,5 | | 1 | 0 | 20 | | 0,0 |
| 12071304000 | Peitz | 11 | 24 | 252 | 545 | 54,5 | 16,7 | 4 | 5 | 92 | 114 | 75,0 | 0,0 |
| 12071337000 | Schenkendöbern | 15 | 9 | 415 | 249 | 46,7 | 33,3 | 1 | | 28 | 0 | 0,0 | |
| 12071341000 | Schmogrow-Fehrow | | 2 | 0 | 253 | | 0,0 | | | 0 | 0 | | |
| 12071372000 | Spremberg | 122 | 155 | 543 | 681 | 25,4 | 37,4 | 19 | 8 | 85 | 35 | 21,1 | 0,0 |
| 12071384000 | Tauer | 1 | 1 | 144 | 143 | 0,0 | 0,0 | | | 0 | 0 | | |
| 12071386000 | Teichland | 5 | 3 | 447 | 262 | 0,0 | 0,0 | 1 | 2 | 89 | 175 | 0,0 | 0,0 |
| 12071392000 | Tschernitz | 1 | 2 | 81 | 160 | 100,0 | 50,0 | | | 0 | 0 | | |
| 12071401000 | Turnow-Preilack | 3 | 2 | 262 | 174 | 0,0 | 0,0 | | | 0 | 0 | | |
| 12071408000 | Welzow | 27 | 20 | 774 | 563 | 25,9 | 5,0 | 5 | 1 | 143 | 28 | 0,0 | 0,0 |
| 12071412000 | Werben | 4 | 1 | 236 | 58 | 50,0 | 100,0 | 2 | | 118 | 0 | 50,0 | |
| 12071414000 | Wiesengrund | 4 | 1 | 289 | 73 | 25,0 | 100,0 | | | 0 | 0 | | |
| 12072000000 | Landkreis Teltow-Fläming | 1.230 | 1.272 | 737 | 772 | 32,4 | 28,3 | 209 | 253 | 125 | 154 | 28,7 | 13,4 |
| 12072002000 | Am Mellensee | 20 | 20 | 296 | 299 | 45,0 | 40,0 | | 1 | 0 | 15 | | 0,0 |
| 12072014000 | Baruth/Mark | 22 | 28 | 532 | 679 | 59,1 | 35,7 | 1 | | 24 | 0 | 0,0 | |
| 12072017000 | Blankenfelde-Mahlow | 193 | 215 | 705 | 799 | 20,7 | 15,8 | 51 | 65 | 186 | 242 | 3,9 | 4,6 |
| 12072053000 | Dahme/Mark | 20 | 18 | 406 | 360 | 45,0 | 33,3 | 1 | 4 | 20 | 80 | 100,0 | 0,0 |
| 12072055000 | Dahmetal | 1 | | 210 | 0 | 0,0 | | | | 0 | 0 | | |
| 12072120000 | Großbeeren | 55 | 73 | 655 | 887 | 40,0 | 19,2 | 8 | 19 | 95 | 231 | 100,0 | 0,0 |
| 12072157000 | Ihlow | 2 | | 293 | 0 | 0,0 | | | | 0 | 0 | | |
| 12072169000 | Jüterbog | 127 | 98 | 1.025 | 796 | 31,5 | 23,5 | 11 | 14 | 89 | 114 | 9,1 | 28,6 |

Auszug aus PKS des Landes Brandenburg
Kennzahlen für ausgewählte Deliktsbereiche

| Schlüssel | Bezeichnung | Sachbeschädigung | | | | | | Sachbeschädigung durch Graffiti | | | | | |
|--------------------|----------------------------|------------------|--------------|------------|------------|-------------|-------------|---------------------------------|------------|------------|------------|------------|------------|
| | | 2018 | 2017 | 2018 | 2017 | 2018 | 2017 | 2018 | 2017 | 2018 | 2017 | 2018 | 2017 |
| | | erf. Fälle | | HZ | | AQ in % | | erf. Fälle | | HZ | | AQ in % | |
| 12072232000 | Luckenwalde | 207 | 255 | 1.001 | 1.243 | 30,4 | 38,0 | 20 | 35 | 97 | 171 | 30,0 | 20,0 |
| 12072240000 | Ludwigfelde | 209 | 173 | 814 | 685 | 32,1 | 28,3 | 46 | 25 | 179 | 99 | 26,1 | 8,0 |
| 12072297000 | Niedergörsdorf | 46 | 36 | 751 | 590 | 37,0 | 27,8 | 4 | | 65 | 0 | 0,0 | |
| 12072298000 | Niederer Fläming | 3 | 1 | 97 | 32 | 33,3 | 100,0 | | | 0 | 0 | | |
| 12072312000 | Nuthe-Urstromtal | 16 | 41 | 243 | 619 | 37,5 | 12,2 | 1 | | 15 | 0 | 0,0 | |
| 12072340000 | Rangsdorf | 53 | 62 | 470 | 555 | 32,1 | 29,0 | 13 | 24 | 115 | 215 | 46,2 | 41,7 |
| 12072426000 | Trebbin | 47 | 46 | 498 | 486 | 27,7 | 43,5 | 7 | 3 | 74 | 32 | 28,6 | 0,0 |
| 12072477000 | Zossen | 209 | 206 | 1.105 | 1.137 | 39,2 | 31,6 | 46 | 63 | 243 | 348 | 47,8 | 12,7 |
| 12073000000 | Landkreis Uckermark | 1.067 | 1.069 | 887 | 884 | 29,6 | 28,3 | 248 | 218 | 206 | 180 | 8,5 | 8,3 |
| 12073008000 | Angermünde | 189 | 101 | 1.366 | 732 | 27,5 | 35,6 | 44 | 25 | 318 | 181 | 2,3 | 8,0 |
| 12073032000 | Berkholz-Meyenburg | 2 | 3 | 163 | 239 | 0,0 | 0,0 | | | 0 | 0 | | |
| 12073069000 | Boitzenburger Land | 10 | 13 | 317 | 410 | 40,0 | 46,2 | 3 | 1 | 95 | 32 | 0,0 | 0,0 |
| 12073085000 | Brüssow | 5 | 2 | 269 | 106 | 60,0 | 50,0 | 3 | | 161 | 0 | 66,7 | |
| 12073093000 | Carmzow-Wallmow | 3 | | 489 | 0 | 66,7 | | | | 0 | 0 | | |
| 12073097000 | Casekow | 20 | 11 | 1.058 | 581 | 25,0 | 18,2 | 7 | 5 | 370 | 264 | 0,0 | 0,0 |
| 12073157000 | Flieth-Stegelitz | 3 | 4 | 560 | 738 | 0,0 | 0,0 | 2 | 1 | 373 | 185 | 0,0 | 0,0 |
| 12073189000 | Gartz (Oder) | 10 | 11 | 392 | 437 | 10,0 | 63,6 | 1 | 1 | 39 | 40 | 0,0 | 0,0 |
| 12073201000 | Gerswalde | 6 | 18 | 383 | 1.131 | 66,7 | 61,1 | | | 0 | 0 | | |
| 12073216000 | Göritz | 5 | | 621 | 0 | 0,0 | | | | 0 | 0 | | |
| 12073225000 | Gramzow | 3 | 2 | 162 | 105 | 100,0 | 50,0 | | | 0 | 0 | | |
| 12073261000 | Grünow | 2 | 2 | 212 | 216 | 50,0 | 0,0 | | | 0 | 0 | | |
| 12073309000 | Hohenselchow-Groß Pinnow | 10 | 3 | 1.282 | 382 | 60,0 | 66,7 | | | 0 | 0 | | |
| 12073384000 | Lychen | 25 | 20 | 780 | 621 | 32,0 | 35,0 | 3 | 4 | 94 | 124 | 33,3 | 50,0 |
| 12073386000 | Mark Landin | 4 | 3 | 395 | 301 | 75,0 | 100,0 | | | 0 | 0 | | |
| 12073393000 | Mescherin | | 3 | 0 | 374 | | 66,7 | | 1 | 0 | 125 | | 0,0 |
| 12073396000 | Milmersdorf | 4 | 6 | 276 | 414 | 25,0 | 66,7 | 2 | | 138 | 0 | 0,0 | |
| 12073404000 | Mittenwalde | 2 | 1 | 559 | 272 | 100,0 | 100,0 | | | 0 | 0 | | |
| 12073429000 | Nordwestuckermark | 8 | 12 | 188 | 281 | 37,5 | 33,3 | 2 | 1 | 47 | 23 | 0,0 | 100,0 |
| 12073430000 | Oberuckersee | 6 | 7 | 359 | 416 | 33,3 | 0,0 | 3 | 6 | 179 | 357 | 0,0 | 0,0 |
| 12073440000 | Pinnow | 7 | 2 | 778 | 228 | 14,3 | 0,0 | 3 | 1 | 333 | 114 | 0,0 | 0,0 |
| 12073452000 | Prenzlau | 239 | 320 | 1.251 | 1.660 | 33,9 | 25,3 | 65 | 63 | 340 | 327 | 12,3 | 1,6 |
| 12073458000 | Randowtal | | 2 | 0 | 217 | | 50,0 | | | 0 | 0 | | |
| 12073490000 | Schenkenberg | 4 | 4 | 640 | 657 | 50,0 | 0,0 | | 1 | 0 | 164 | | 0,0 |

Auszug aus PKS des Landes Brandenburg
Kennzahlen für ausgewählte Deliktbereiche

| Schlüssel | Bezeichnung | Sachbeschädigung | | | | | | Sachbeschädigung durch Graffiti | | | | | |
|-------------|--------------------|------------------|------|-------|-------|---------|-------|---------------------------------|------|------|------|---------|------|
| | | 2018 | 2017 | 2018 | 2017 | 2018 | 2017 | 2018 | 2017 | 2018 | 2017 | 2018 | 2017 |
| | | erf. Fälle | | HZ | | AQ in % | | erf. Fälle | | HZ | | AQ in % | |
| 12073505000 | Schöneberg | 7 | 3 | 863 | 357 | 0,0 | 66,7 | 1 | | 123 | 0 | 0,0 | |
| 12073520000 | Schönfeld | 3 | 2 | 506 | 335 | 0,0 | 50,0 | | | 0 | 0 | | |
| 12073532000 | Schwedt/Oder | 297 | 325 | 988 | 1.077 | 25,9 | 21,8 | 48 | 64 | 160 | 212 | 12,5 | 17,2 |
| 12073565000 | Tantow | 4 | 1 | 499 | 128 | 0,0 | 0,0 | 3 | | 375 | 0 | 0,0 | |
| 12073569000 | Temmen-Ringenwalde | | | 0 | 0 | | | | | 0 | 0 | | |
| 12073572000 | Templin | 169 | 168 | 1.058 | 1.042 | 28,4 | 29,2 | 57 | 42 | 357 | 261 | 5,3 | 2,4 |
| 12073578000 | Uckerfelde | 2 | 5 | 215 | 530 | 50,0 | 100,0 | | | 0 | 0 | | |
| 12073579000 | Uckerland | 10 | 5 | 375 | 186 | 30,0 | 0,0 | 1 | 2 | 38 | 74 | 0,0 | 0,0 |
| 12073603000 | Passow | 6 | 5 | 413 | 342 | 33,3 | 0,0 | | | 0 | 0 | | |
| 12073645000 | Zichow | 2 | 5 | 354 | 883 | 50,0 | 100,0 | | | 0 | 0 | | |

Auszug aus PKS des Landes Brandenburg
Kennzahlen für ausgewählte Deliktsbereiche

| Schlüssel | Bezeichnung | Rauschgiftkriminalität | | | | | | Gewaltkriminalität | | | | | |
|-------------------|-------------------------------|------------------------|--------------|------------|------------|-------------|-------------|--------------------|--------------|------------|------------|-------------|-------------|
| | | 2018 | 2017 | 2018 | 2017 | 2018 | 2017 | 2018 | 2017 | 2018 | 2017 | 2018 | 2017 |
| | | erf. Fälle | | HZ | | AQ in % | | erf. Fälle | | HZ | | AQ in % | |
| 1200000000 | Bundesland Brandenburg | 8.645 | 7.635 | 345 | 306 | 93,3 | 92,8 | 4.909 | 5.141 | 196 | 206 | 82,7 | 84,0 |
| 1205100000 | Brandenburg an der Havel | 507 | 462 | 705 | 645 | 95,1 | 90,0 | 171 | 177 | 238 | 247 | 78,4 | 81,9 |
| 1205200000 | Cottbus | 694 | 396 | 687 | 394 | 97,4 | 93,7 | 358 | 368 | 354 | 366 | 83,2 | 78,8 |
| 1205300000 | Frankfurt (Oder) | 316 | 217 | 543 | 373 | 90,2 | 86,2 | 214 | 183 | 367 | 314 | 73,8 | 76,5 |
| 1205400000 | Potsdam | 1.018 | 820 | 579 | 477 | 92,4 | 94,4 | 442 | 407 | 252 | 237 | 76,9 | 76,9 |
| 1206000000 | Landkreis Barnim | 559 | 443 | 309 | 247 | 93,4 | 94,1 | 280 | 345 | 155 | 192 | 78,6 | 87,0 |
| 12060005000 | Ahrensfelde | 14 | 8 | 105 | 61 | 100,0 | 87,5 | 14 | 21 | 105 | 161 | 71,4 | 71,4 |
| 12060012000 | Althüttendorf | | | 0 | 0 | | | 1 | | 171 | 0 | 100,0 | |
| 12060020000 | Bernau bei Berlin | 110 | 74 | 288 | 196 | 96,4 | 91,9 | 69 | 81 | 181 | 215 | 71,0 | 77,8 |
| 12060024000 | Biesenthal | 18 | 9 | 314 | 159 | 100,0 | 88,9 | 4 | 5 | 70 | 88 | 75,0 | 100,0 |
| 12060034000 | Breydin | 2 | | 264 | 0 | 100,0 | | | 2 | 0 | 262 | | 100,0 |
| 12060036000 | Britz | 3 | 1 | 144 | 47 | 66,7 | 100,0 | 2 | 1 | 96 | 47 | 100,0 | 100,0 |
| 12060045000 | Chorin | 2 | 4 | 86 | 175 | 100,0 | 100,0 | 1 | 1 | 43 | 44 | 100,0 | 100,0 |
| 12060052000 | Eberswalde | 297 | 247 | 738 | 617 | 90,6 | 96,4 | 105 | 136 | 261 | 340 | 81,0 | 88,2 |
| 12060068000 | Friedrichswalde | | | 0 | 0 | | | | | 0 | 0 | | |
| 12060092000 | Hohenfinow | 1 | | 190 | 0 | 100,0 | | 1 | 2 | 190 | 379 | 100,0 | 50,0 |
| 12060100000 | Joachimsthal | 5 | 9 | 148 | 261 | 100,0 | 88,9 | 6 | 8 | 178 | 232 | 100,0 | 100,0 |
| 12060128000 | Liepe | | 1 | 0 | 157 | | 100,0 | 1 | 1 | 156 | 157 | 0,0 | 100,0 |
| 12060149000 | Lunow-Stolzenhagen | 2 | 1 | 166 | 83 | 100,0 | 100,0 | 1 | 2 | 83 | 166 | 100,0 | 100,0 |
| 12060154000 | Marlenwerder | 3 | | 177 | 0 | 100,0 | | 2 | | 118 | 0 | 100,0 | |
| 12060161000 | Melchow | | | 0 | 0 | | | 2 | 3 | 211 | 322 | 0,0 | 100,0 |
| 12060172000 | Niederfinow | | | 0 | 0 | | | | | 0 | 0 | | |
| 12060176000 | Oderberg | 2 | 5 | 92 | 229 | 100,0 | 100,0 | 3 | 4 | 138 | 183 | 100,0 | 100,0 |
| 12060181000 | Panketal | 21 | 22 | 103 | 108 | 85,7 | 90,9 | 11 | 17 | 54 | 84 | 72,7 | 94,1 |
| 12060185000 | Parsteinsee | | 1 | 0 | 185 | | 0,0 | | | 0 | 0 | | |
| 12060192000 | Rüdnitz | 8 | 3 | 403 | 156 | 100,0 | 66,7 | 5 | 5 | 252 | 260 | 100,0 | 100,0 |
| 12060198000 | Schorfheide | 12 | 19 | 121 | 191 | 108,3 | 89,5 | 22 | 18 | 221 | 181 | 86,4 | 94,4 |
| 12060250000 | Sydower Fließ | 1 | | 103 | 0 | 100,0 | | 1 | 2 | 103 | 214 | 100,0 | 100,0 |
| 12060269000 | Wandlitz | 36 | 25 | 159 | 112 | 94,4 | 92,0 | 16 | 21 | 71 | 94 | 68,8 | 95,2 |
| 12060280000 | Werneuchen | 21 | 12 | 238 | 140 | 100,0 | 100,0 | 13 | 14 | 147 | 163 | 92,3 | 92,9 |
| 12060296000 | Ziethen | 1 | 2 | 226 | 451 | 100,0 | 100,0 | | 1 | 0 | 226 | | 100,0 |

Auszug aus PKS des Landes Brandenburg
Kennzahlen für ausgewählte Deliktsbereiche

| Schlüssel | Bezeichnung | Rauschgiftkriminalität | | | | | | Gewaltkriminalität | | | | | |
|-------------|---------------------------|------------------------|------|-------|-------|---------|-------|--------------------|------|------|------|---------|-------|
| | | 2018 | 2017 | 2018 | 2017 | 2018 | 2017 | 2018 | 2017 | 2018 | 2017 | 2018 | 2017 |
| | | erf. Fälle | | HZ | | AQ in % | | erf. Fälle | | HZ | | AQ in % | |
| 12061000000 | Landkreis Dahme-Spreewald | 629 | 403 | 376 | 243 | 92,5 | 90,3 | 272 | 265 | 163 | 160 | 80,9 | 83,8 |
| 12061005000 | Alt Zauche-Wußwerk | | | 0 | 0 | | | 1 | | 205 | 0 | 100,0 | |
| 12061017000 | Bersteland | | 2 | 0 | 222 | | 100,0 | 2 | | 227 | 0 | 50,0 | |
| 12061020000 | Bestensee | 20 | 16 | 257 | 213 | 90,0 | 100,0 | 4 | 18 | 51 | 240 | 75,0 | 83,3 |
| 12061061000 | Byhleguhre-Byhlen | | | 0 | 0 | | | | | 0 | 0 | | |
| 12061097000 | Drahnsdorf | | | 0 | 0 | | | 1 | | 163 | 0 | 100,0 | |
| 12061112000 | Eichwalde | 88 | 2 | 1.365 | 31 | 94,3 | 100,0 | 10 | 4 | 155 | 62 | 60,0 | 100,0 |
| 12061164000 | Golßen | 6 | 6 | 235 | 233 | 83,3 | 100,0 | 4 | 3 | 157 | 117 | 75,0 | 100,0 |
| 12061192000 | Groß Köris | 7 | 5 | 305 | 221 | 85,7 | 100,0 | 2 | 4 | 87 | 177 | 100,0 | 100,0 |
| 12061216000 | Halbe | 11 | 8 | 458 | 326 | 90,9 | 100,0 | 4 | 4 | 167 | 163 | 100,0 | 100,0 |
| 12061217000 | Heidesee | 6 | 1 | 84 | 14 | 100,0 | 100,0 | 6 | 6 | 84 | 85 | 66,7 | 116,7 |
| 12061219000 | Heideblick | 9 | 6 | 253 | 167 | 88,9 | 100,0 | 1 | 2 | 28 | 56 | 100,0 | 100,0 |
| 12061224000 | Jamlitz | | | 0 | 0 | | | | | 0 | 0 | | |
| 12061244000 | Kasel-Golzig | | 1 | 0 | 146 | | 100,0 | | 1 | 0 | 146 | | 100,0 |
| 12061260000 | Königs Wusterhausen | 157 | 106 | 428 | 291 | 93,0 | 93,4 | 79 | 73 | 215 | 200 | 86,1 | 79,5 |
| 12061265000 | Krausnick-Groß Wasserburg | 3 | 13 | 504 | 2.170 | 100,0 | 84,6 | | 3 | 0 | 501 | | 100,0 |
| 12061308000 | Lieberose | | | 0 | 0 | | | 2 | 1 | 145 | 74 | 100,0 | 100,0 |
| 12061316000 | Lübben (Spreewald) | 62 | 72 | 444 | 519 | 95,2 | 91,7 | 31 | 39 | 222 | 281 | 83,9 | 92,3 |
| 12061320000 | Luckau | 65 | 41 | 668 | 428 | 95,4 | 87,8 | 14 | 11 | 144 | 115 | 85,7 | 72,7 |
| 12061328000 | Märkisch Buchholz | | | 0 | 0 | | | | 1 | 0 | 127 | | 100,0 |
| 12061329000 | Märkische Heide | 2 | 3 | 52 | 77 | 100,0 | 66,7 | 5 | 4 | 129 | 102 | 100,0 | 100,0 |
| 12061332000 | Mittenwalde | 11 | 7 | 121 | 78 | 90,9 | 100,0 | 16 | 20 | 176 | 223 | 75,0 | 80,0 |
| 12061344000 | Münchehofe | 1 | 1 | 212 | 213 | 100,0 | 100,0 | | | 0 | 0 | | |
| 12061352000 | Neu Zauche | | 1 | 0 | 90 | | 100,0 | 2 | 1 | 183 | 90 | 100,0 | 100,0 |
| 12061405000 | Rietzneuendorf-Staakow | | | 0 | 0 | | | | | 0 | 0 | | |
| 12061428000 | Schlepzig | | | 0 | 0 | | | | | 0 | 0 | | |
| 12061433000 | Schönefeld | 129 | 61 | 882 | 423 | 89,9 | 77,0 | 42 | 30 | 287 | 208 | 76,2 | 76,7 |
| 12061435000 | Schönwald | | 1 | 0 | 85 | | 100,0 | | 1 | 0 | 85 | | 0,0 |
| 12061444000 | Schulzendorf | 6 | 3 | 73 | 38 | 83,3 | 100,0 | 7 | 8 | 86 | 100 | 71,4 | 87,5 |
| 12061448000 | Schwerin | | | 0 | 0 | | | 4 | | 488 | 0 | 75,0 | |
| 12061450000 | Schwielochsee | 2 | 3 | 134 | 201 | 100,0 | 100,0 | | 1 | 0 | 67 | | 100,0 |
| 12061470000 | Spreewaldheide | | | 0 | 0 | | | | | 0 | 0 | | |
| 12061471000 | Steinreich | | 1 | 0 | 198 | | 100,0 | 1 | 1 | 204 | 198 | 100,0 | 100,0 |

Auszug aus PKS des Landes Brandenburg
Kennzahlen für ausgewählte Deliktsbereiche

| Schlüssel | Bezeichnung | Rauschgiftkriminalität | | | | | | Gewaltkriminalität | | | | | |
|--------------------|------------------------------|------------------------|------------|------------|------------|-------------|-------------|--------------------|------------|------------|------------|-------------|-------------|
| | | 2018 | 2017 | 2018 | 2017 | 2018 | 2017 | 2018 | 2017 | 2018 | 2017 | 2018 | 2017 |
| | | erf. Fälle | | HZ | | AQ in % | | erf. Fälle | | HZ | | AQ in % | |
| 12061476000 | Straupitz | 1 | 1 | 105 | 105 | 100,0 | 100,0 | 1 | 2 | 105 | 210 | 100,0 | 50,0 |
| 12061492000 | Teupitz | 5 | 7 | 266 | 375 | 80,0 | 85,7 | 4 | 2 | 213 | 107 | 75,0 | 100,0 |
| 12061510000 | Unterspreewald | | | 0 | 0 | | | | 1 | 0 | 118 | | 100,0 |
| 12061540000 | Wildau | 27 | 26 | 268 | 259 | 92,6 | 88,5 | 19 | 17 | 188 | 169 | 68,4 | 70,6 |
| 12061572000 | Zeuthen | 11 | 9 | 97 | 80 | 90,9 | 100,0 | 10 | 7 | 89 | 62 | 90,0 | 71,4 |
| 12062000000 | Landkreis Elbe-Elster | 221 | 328 | 214 | 314 | 96,8 | 96,3 | 185 | 218 | 179 | 209 | 87,6 | 86,7 |
| 12062024000 | Bad Liebenwerda | 16 | 32 | 172 | 345 | 93,8 | 93,8 | 21 | 15 | 226 | 162 | 76,2 | 93,3 |
| 12062088000 | Crinitz | | 1 | 0 | 82 | | 100,0 | 3 | | 251 | 0 | | 100,0 |
| 12062092000 | Doberlug-Kirchhain | 33 | 76 | 365 | 828 | 97,0 | 98,7 | 38 | 20 | 421 | 218 | 94,7 | 100,0 |
| 12062124000 | Elsterwerda | 26 | 8 | 326 | 99 | 92,3 | 87,5 | 14 | 17 | 176 | 209 | 85,7 | 82,4 |
| 12062128000 | Falkenberg/Elster | 21 | 13 | 328 | 201 | 95,2 | 100,0 | 11 | 19 | 172 | 294 | 90,9 | 63,2 |
| 12062134000 | Fichtwald | 1 | | 160 | 0 | 100,0 | | | 1 | 0 | 154 | | 100,0 |
| 12062140000 | Finsterwalde | 94 | 166 | 573 | 1.006 | 98,9 | 97,0 | 60 | 65 | 366 | 394 | 88,3 | 87,7 |
| 12062177000 | Gorden-Staupitz | | | 0 | 0 | | | 1 | 1 | 105 | 105 | 100,0 | 100,0 |
| 12062196000 | Gröden | 1 | | 74 | 0 | 100,0 | | 1 | | 74 | 0 | 100,0 | |
| 12062208000 | Großhiemig | | | 0 | 0 | | | | | 0 | 0 | | |
| 12062219000 | Heideland | | | 0 | 0 | | | | 1 | 0 | 189 | | 100,0 |
| 12062224000 | Herzberg/Elster | 10 | 17 | 110 | 186 | 90,0 | 88,2 | 11 | 19 | 121 | 208 | 81,8 | 94,7 |
| 12062232000 | Hirschfeld | 1 | | 81 | 0 | 100,0 | | | | 0 | 0 | | |
| 12062237000 | Hohenbucko | | | 0 | 0 | | | | | 0 | 0 | | |
| 12062240000 | Hohenleipisch | | 1 | 0 | 49 | | 100,0 | 4 | 16 | 197 | 778 | 75,0 | 75,0 |
| 12062282000 | Kremitzau | | | 0 | 0 | | | 1 | | 127 | 0 | 0,0 | |
| 12062289000 | Lebusa | | | 0 | 0 | | | | | 0 | 0 | | |
| 12062293000 | Lichterfeld-Schacksdorf | 5 | 2 | 493 | 180 | 100,0 | 100,0 | 2 | 7 | 197 | 631 | 100,0 | 85,7 |
| 12062333000 | Massen-Niederlausitz | 3 | 3 | 159 | 156 | 100,0 | 66,7 | 3 | 11 | 159 | 573 | 100,0 | 90,9 |
| 12062336000 | Merzdorf | | | 0 | 0 | | | | | 0 | 0 | | |
| 12062341000 | Mühlberg/Elbe | | 1 | 0 | 26 | | 100,0 | | 4 | 0 | 105 | | 75,0 |
| 12062372000 | Plessa | 4 | 3 | 151 | 112 | 100,0 | 100,0 | 1 | 2 | 38 | 75 | 100,0 | 100,0 |
| 12062410000 | Röderland | 2 | | 51 | 0 | 100,0 | | 1 | 1 | 26 | 26 | 0,0 | 100,0 |
| 12062417000 | Rückersdorf | | | 0 | 0 | | | | 5 | 0 | 359 | | 100,0 |
| 12062425000 | Sallgast | | | 0 | 0 | | | 3 | 2 | 205 | 138 | 100,0 | 100,0 |
| 12062440000 | Schilda | | | 0 | 0 | | | | 1 | 0 | 214 | | 100,0 |
| 12062445000 | Schlieben | | | 0 | 0 | | | 1 | 1 | 41 | 41 | 100,0 | 100,0 |

Auszug aus PKS des Landes Brandenburg
Kennzahlen für ausgewählte Deliktsbereiche

| Schlüssel | Bezeichnung | Rauschgiftkriminalität | | | | | | Gewaltkriminalität | | | | | |
|--------------------|----------------------------|------------------------|------------|------------|------------|-------------|-------------|--------------------|------------|------------|------------|-------------|-------------|
| | | 2018 | 2017 | 2018 | 2017 | 2018 | 2017 | 2018 | 2017 | 2018 | 2017 | 2018 | 2017 |
| | | erf. Fälle | | HZ | | AQ in % | | erf. Fälle | | HZ | | AQ in % | |
| 12062453000 | Schönborn | 1 | | 64 | 0 | 100,0 | | 2 | | 129 | 0 | 100,0 | |
| 12062461000 | Schönwalde | | 2 | 0 | 65 | | 100,0 | | 1 | 0 | 32 | | 0,0 |
| 12062464000 | Schraden | | | 0 | 0 | | | | | 0 | 0 | | |
| 12062469000 | Sonnenwalde | 2 | 1 | 61 | 31 | 100,0 | 100,0 | 2 | 3 | 61 | 92 | 50,0 | 100,0 |
| 12062492000 | Tröbitz | | | 0 | 0 | | | | 2 | 0 | 280 | | 100,0 |
| 12062500000 | Uebigau-Wahrenbrück | 1 | 2 | 19 | 38 | 100,0 | 100,0 | 5 | 4 | 94 | 75 | 100,0 | 75,0 |
| 12063000000 | Landkreis Havelland | 450 | 352 | 280 | 220 | 94,7 | 96,3 | 321 | 328 | 200 | 205 | 88,2 | 85,7 |
| 12063036000 | Brieselang | 20 | 14 | 171 | 121 | 90,0 | 85,7 | 15 | 9 | 128 | 78 | 80,0 | 88,9 |
| 12063056000 | Dallgow-Döberitz | 17 | 6 | 171 | 60 | 82,4 | 83,3 | 12 | 14 | 121 | 141 | 66,7 | 100,0 |
| 12063080000 | Falkensee | 148 | 91 | 340 | 211 | 90,5 | 92,3 | 72 | 74 | 165 | 172 | 88,9 | 83,8 |
| 12063088000 | Friesack | 12 | 14 | 471 | 547 | 100,0 | 100,0 | 5 | 14 | 196 | 547 | 80,0 | 64,3 |
| 12063094000 | Gollenberg | 10 | 1 | 2.457 | 242 | 100,0 | 100,0 | 2 | | 491 | 0 | 100,0 | |
| 12063112000 | Großderschau | | 1 | 0 | 225 | | 100,0 | | | 0 | 0 | | |
| 12063134000 | Havelaue | | | 0 | 0 | | | | | 0 | 0 | | |
| 12063142000 | Wiesenaue | | | 0 | 0 | | | | 1 | 0 | 130 | | 100,0 |
| 12063148000 | Ketzin | 16 | 2 | 246 | 31 | 100,0 | 100,0 | 18 | 12 | 277 | 185 | 88,9 | 100,0 |
| 12063161000 | Kleßen-Görne | | | 0 | 0 | | | | | 0 | 0 | | |
| 12063165000 | Kotzen | | | 0 | 0 | | | | 1 | 167 | 0 | 100,0 | |
| 12063186000 | Märkisch Luch | | | 0 | 0 | | | | 1 | 0 | 79 | | 100,0 |
| 12063189000 | Milower Land | 2 | 2 | 47 | 46 | 100,0 | 150,0 | 3 | 3 | 70 | 69 | 66,7 | 100,0 |
| 12063202000 | Mühlenberge | | | 0 | 0 | | | | | 0 | 0 | | |
| 12063208000 | Nauen | 89 | 85 | 503 | 487 | 96,6 | 98,8 | 74 | 57 | 418 | 327 | 89,2 | 84,2 |
| 12063212000 | Nennhausen | | 1 | 0 | 53 | | 100,0 | 4 | 1 | 217 | 53 | 75,0 | 100,0 |
| 12063228000 | Paulinenaue | 2 | | 154 | 0 | 100,0 | | 3 | 2 | 231 | 159 | 100,0 | 100,0 |
| 12063240000 | Pessin | | 1 | 0 | 151 | | 100,0 | 2 | | 304 | 0 | 50,0 | |
| 12063244000 | Premnitz | 17 | 18 | 203 | 214 | 100,0 | 88,9 | 8 | 12 | 96 | 142 | 100,0 | 75,0 |
| 12063252000 | Rathenow | 69 | 82 | 284 | 338 | 98,6 | 98,8 | 63 | 88 | 259 | 363 | 88,9 | 88,6 |
| 12063256000 | Retzow | | | 0 | 0 | | | | 1 | 0 | 196 | | 100,0 |
| 12063260000 | Rhinow | 3 | 3 | 187 | 186 | 100,0 | 100,0 | 2 | | 125 | 0 | 100,0 | |
| 12063273000 | Schönwalde-Glien | 28 | 6 | 295 | 63 | 100,0 | 100,0 | 14 | 19 | 147 | 200 | 92,9 | 78,9 |
| 12063274000 | Seeblick | 1 | 1 | 112 | 110 | 100,0 | 100,0 | 1 | | 112 | 0 | 100,0 | |
| 12063293000 | Stechow-Ferchesar | | | 0 | 0 | | | | 1 | 110 | 0 | 100,0 | |
| 12063357000 | Wustermark | 16 | 24 | 175 | 269 | 93,8 | 100,0 | 21 | 20 | 230 | 224 | 95,2 | 85,0 |

Auszug aus PKS des Landes Brandenburg
Kennzahlen für ausgewählte Deliktbereiche

| Schlüssel | Bezeichnung | Rauschgiftkriminalität | | | | | | Gewaltkriminalität | | | | | |
|-------------|-----------------------------|------------------------|------|------|------|---------|-------|--------------------|------|------|------|---------|-------|
| | | 2018 | 2017 | 2018 | 2017 | 2018 | 2017 | 2018 | 2017 | 2018 | 2017 | 2018 | 2017 |
| | | erf. Fälle | | HZ | | AQ in % | | erf. Fälle | | HZ | | AQ in % | |
| 12064000000 | Landkreis Märkisch-Oderland | 484 | 505 | 251 | 263 | 93,2 | 93,1 | 266 | 358 | 138 | 187 | 78,9 | 79,1 |
| 12064009000 | Alt Tucheband | 1 | | 129 | 0 | 100,0 | | | | 0 | 0 | | |
| 12064029000 | Altlandsberg | 21 | 20 | 224 | 215 | 95,2 | 90,0 | 12 | 20 | 128 | 215 | 100,0 | 85,0 |
| 12064044000 | Bad Freienwalde (Oder) | 41 | 54 | 333 | 438 | 87,8 | 92,6 | 31 | 40 | 251 | 325 | 80,6 | 80,0 |
| 12064053000 | Beiersdorf-Freudenberg | | 1 | 0 | 166 | | 100,0 | | | 0 | 0 | | |
| 12064057000 | Bleyen-Genschmar | | | 0 | 0 | | | | | 0 | 0 | | |
| 12064061000 | Bliesdorf | 3 | 4 | 267 | 349 | 100,0 | 75,0 | 4 | 5 | 356 | 436 | 100,0 | 80,0 |
| 12064084000 | Buckow (Märkische Schweiz) | 4 | | 270 | 0 | 100,0 | | 1 | 3 | 68 | 201 | 100,0 | 100,0 |
| 12064125000 | Falkenberg | 4 | 2 | 181 | 90 | 100,0 | 100,0 | 3 | 1 | 136 | 45 | 100,0 | 100,0 |
| 12064128000 | Falkenhagen (Mark) | | | 0 | 0 | | | | | 0 | 0 | | |
| 12064130000 | Fichtenhöhe | | | 0 | 0 | | | | | 0 | 0 | | |
| 12064136000 | Fredersdorf-Vogelsdorf | 28 | 21 | 203 | 155 | 100,0 | 100,0 | 15 | 12 | 109 | 88 | 66,7 | 58,3 |
| 12064153000 | Garzau-Garzin | 2 | | 426 | 0 | 50,0 | | 2 | 1 | 426 | 218 | 100,0 | 0,0 |
| 12064172000 | Golzow | | | 0 | 0 | | | 4 | | 491 | 0 | 125,0 | |
| 12064190000 | Gusow-Platkow | 4 | 1 | 309 | 80 | 75,0 | 100,0 | 1 | | 77 | 0 | 100,0 | |
| 12064205000 | Heckelberg-Brunow | | 1 | 0 | 150 | | 100,0 | 1 | | 152 | 0 | 100,0 | |
| 12064222000 | Höhenland | | | 0 | 0 | | | 2 | 3 | 197 | 295 | 100,0 | 100,0 |
| 12064227000 | Hoppegarten | 28 | 27 | 156 | 152 | 96,4 | 92,6 | 13 | 30 | 72 | 168 | 92,3 | 80,0 |
| 12064266000 | Küstriner Vorland | | 8 | 0 | 314 | | 100,0 | 2 | 5 | 78 | 196 | 100,0 | 60,0 |
| 12064268000 | Lebus | 1 | 2 | 32 | 64 | 100,0 | 100,0 | 3 | 2 | 95 | 64 | 100,0 | 100,0 |
| 12064274000 | Letschin | 3 | 2 | 76 | 50 | 100,0 | 100,0 | 5 | 1 | 126 | 25 | 100,0 | 0,0 |
| 12064288000 | Lietzen | | | 0 | 0 | | | 1 | 1 | 136 | 130 | 100,0 | 100,0 |
| 12064290000 | Lindendorf | | 1 | 0 | 74 | | 100,0 | 4 | 2 | 297 | 148 | 50,0 | 100,0 |
| 12064303000 | Märkische Höhe | | | 0 | 0 | | | 1 | | 177 | 0 | 100,0 | |
| 12064317000 | Müncheberg | 14 | 16 | 205 | 235 | 100,0 | 87,5 | 6 | 11 | 88 | 161 | 83,3 | 72,7 |
| 12064336000 | Neuenhagen bei Berlin | 44 | 39 | 245 | 218 | 93,2 | 87,2 | 19 | 22 | 106 | 123 | 47,4 | 72,7 |
| 12064340000 | Neuhardenberg | 1 | 5 | 38 | 191 | 100,0 | 80,0 | 5 | 12 | 189 | 459 | 80,0 | 91,7 |
| 12064349000 | Neulewin | 3 | | 332 | 0 | 100,0 | | | | 0 | 0 | | |
| 12064365000 | Neutrebbin | 2 | 2 | 144 | 144 | 100,0 | 100,0 | 2 | 6 | 144 | 432 | 100,0 | 100,0 |
| 12064370000 | Oberbarnim | 3 | 2 | 197 | 139 | 66,7 | 100,0 | | 1 | 0 | 69 | | 0,0 |
| 12064371000 | Oderau | 1 | 2 | 63 | 126 | 100,0 | 100,0 | 2 | 1 | 126 | 63 | 50,0 | 100,0 |
| 12064380000 | Petershagen/Eggersdorf | 28 | 27 | 186 | 183 | 100,0 | 100,0 | 10 | 14 | 66 | 95 | 80,0 | 64,3 |
| 12064388000 | Podelzig | | 2 | 0 | 235 | | 100,0 | 1 | | 119 | 0 | 0,0 | |

Auszug aus PKS des Landes Brandenburg
Kennzahlen für ausgewählte Deliktbereiche

| Schlüssel | Bezeichnung | Rauschgiftkriminalität | | | | | | Gewaltkriminalität | | | | | |
|--------------------|----------------------------|------------------------|------------|------------|------------|-------------|-------------|--------------------|------------|------------|------------|-------------|-------------|
| | | 2018 | 2017 | 2018 | 2017 | 2018 | 2017 | 2018 | 2017 | 2018 | 2017 | 2018 | 2017 |
| | | erf. Fälle | | HZ | | AQ in % | | erf. Fälle | | HZ | | AQ in % | |
| 12064393000 | Prötzel | 2 | 1 | 200 | 99 | 50,0 | 100,0 | | 1 | 0 | 99 | | 100,0 |
| 12064408000 | Rehfelde | 8 | 7 | 161 | 144 | 100,0 | 100,0 | 8 | 4 | 161 | 83 | 62,5 | 75,0 |
| 12064417000 | Reichenow-Möglin | | 1 | 0 | 183 | | 100,0 | | | 0 | 0 | | |
| 12064420000 | Reitwein | | | 0 | 0 | | | 1 | | 210 | 0 | 100,0 | |
| 12064428000 | Rüdersdorf bei Berlin | 46 | 62 | 295 | 403 | 91,3 | 88,7 | 25 | 50 | 161 | 325 | 88,0 | 88,0 |
| 12064448000 | Seelow | 31 | 29 | 572 | 532 | 96,8 | 86,2 | 13 | 18 | 240 | 330 | 76,9 | 72,2 |
| 12064472000 | Strausberg | 126 | 112 | 475 | 424 | 90,5 | 95,5 | 48 | 64 | 181 | 243 | 64,6 | 79,7 |
| 12064480000 | Treplin | 1 | 2 | 278 | 535 | 100,0 | 100,0 | | | 0 | 0 | | |
| 12064482000 | Vierlinden | 6 | 7 | 416 | 475 | 100,0 | 85,7 | 2 | 2 | 139 | 136 | 150,0 | 50,0 |
| 12064484000 | Waldsiedersdorf | | | 0 | 0 | | | 1 | 1 | 124 | 124 | 100,0 | 100,0 |
| 12064512000 | Wriezen | 27 | 42 | 372 | 573 | 92,6 | 97,6 | 17 | 24 | 234 | 327 | 88,2 | 75,0 |
| 12064538000 | Zechin | 1 | 1 | 150 | 155 | 100,0 | 100,0 | 1 | | 150 | 0 | 100,0 | |
| 12064539000 | Zeschdorf | | 2 | 0 | 160 | | 100,0 | | 1 | 0 | 80 | | 100,0 |
| 12065000000 | Landkreis Oberhavel | 384 | 343 | 183 | 164 | 94,8 | 94,2 | 348 | 365 | 166 | 175 | 82,8 | 85,5 |
| 12065036000 | Birkenwerder | 10 | 8 | 124 | 100 | 100,0 | 100,0 | 15 | 9 | 185 | 112 | 73,3 | 88,9 |
| 12065084000 | Fürstenberg/Havel | 10 | 8 | 171 | 136 | 100,0 | 100,0 | 8 | 8 | 137 | 136 | 87,5 | 87,5 |
| 12065096000 | Glienicke/Nordbahn | 12 | 17 | 98 | 140 | 100,0 | 82,4 | 12 | 17 | 98 | 140 | 75,0 | 94,1 |
| 12065100000 | Gransee | 13 | 11 | 220 | 187 | 100,0 | 100,0 | 17 | 14 | 288 | 237 | 88,2 | 100,0 |
| 12065117000 | Großwoltersdorf | 1 | 2 | 131 | 260 | 100,0 | 50,0 | 2 | | 262 | 0 | 100,0 | |
| 12065136000 | Hennigsdorf | 71 | 61 | 269 | 233 | 90,1 | 88,5 | 78 | 73 | 296 | 279 | 83,3 | 83,6 |
| 12065144000 | Hohen Neuendorf | 38 | 35 | 146 | 136 | 97,4 | 94,3 | 36 | 35 | 138 | 136 | 80,6 | 77,1 |
| 12065165000 | Kremmen | 6 | 7 | 80 | 96 | 83,3 | 100,0 | 5 | 7 | 67 | 96 | 100,0 | 85,7 |
| 12065180000 | Leegebruch | 3 | 4 | 44 | 59 | 100,0 | 100,0 | 2 | 7 | 29 | 104 | 50,0 | 85,7 |
| 12065193000 | Liebenwalde | 5 | 5 | 117 | 117 | 40,0 | 100,0 | 1 | 6 | 23 | 140 | 100,0 | 100,0 |
| 12065198000 | Löwenberger Land | 8 | 6 | 98 | 74 | 100,0 | 100,0 | 5 | 9 | 61 | 111 | 80,0 | 77,8 |
| 12065225000 | Mühlenbecker Land | 21 | 12 | 140 | 81 | 100,0 | 75,0 | 7 | 6 | 47 | 40 | 100,0 | 83,3 |
| 12065251000 | Oberkrämer | 13 | 10 | 116 | 91 | 76,9 | 90,0 | 13 | 12 | 116 | 109 | 84,6 | 83,3 |
| 12065256000 | Oranienburg | 106 | 97 | 241 | 220 | 98,1 | 99,0 | 86 | 97 | 196 | 220 | 74,4 | 84,5 |
| 12065276000 | Schönermark | | | 0 | 0 | | | 2 | 1 | 443 | 223 | 100,0 | 100,0 |
| 12065301000 | Sonnenberg | | 1 | 0 | 123 | | 0,0 | | | 0 | 0 | | |
| 12065310000 | Stechlin | | 3 | 0 | 247 | | 100,0 | 2 | 1 | 165 | 82 | 100,0 | 100,0 |
| 12065332000 | Velten | 28 | 24 | 237 | 203 | 92,9 | 95,8 | 28 | 35 | 237 | 296 | 89,3 | 91,4 |
| 12065356000 | Zehdenick | 39 | 32 | 290 | 238 | 97,4 | 100,0 | 29 | 28 | 216 | 208 | 96,6 | 82,1 |

Auszug aus PKS des Landes Brandenburg
Kennzahlen für ausgewählte Deliktbereiche

| Schlüssel | Bezeichnung | Rauschgiftkriminalität | | | | | | Gewaltkriminalität | | | | | |
|--------------------|--|------------------------|------------|------------|------------|-------------|-------------|--------------------|------------|------------|------------|-------------|-------------|
| | | 2018 | 2017 | 2018 | 2017 | 2018 | 2017 | 2018 | 2017 | 2018 | 2017 | 2018 | 2017 |
| | | erf. Fälle | | HZ | | AQ in % | | erf. Fälle | | HZ | | AQ in % | |
| 12066000000 | Landkreis Oberspreewald-Lausitz | 322 | 398 | 290 | 355 | 99,7 | 97,5 | 179 | 174 | 161 | 155 | 88,3 | 89,7 |
| 12066008000 | Altdöbern | 1 | 3 | 41 | 119 | 100,0 | 100,0 | 3 | 2 | 123 | 79 | 100,0 | 100,0 |
| 12066041000 | Bronkow | 2 | 1 | 345 | 171 | 100,0 | 100,0 | | | 0 | 0 | | |
| 12066052000 | Calau | 18 | 11 | 231 | 140 | 100,0 | 100,0 | 9 | 5 | 116 | 64 | 111,1 | 100,0 |
| 12066064000 | Frauendorf | 2 | 7 | 290 | 1.019 | 100,0 | 100,0 | | | 0 | 0 | | |
| 12066104000 | Großmehlen | | 1 | 0 | 91 | | 100,0 | | | 0 | 0 | | |
| 12066112000 | Großräschen | 10 | 10 | 116 | 116 | 100,0 | 100,0 | 12 | 15 | 140 | 174 | 83,3 | 93,3 |
| 12066116000 | Grünwald | | | 0 | 0 | | | | | 0 | 0 | | |
| 12066120000 | Guteborn | | 1 | 0 | 188 | | 100,0 | | 1 | 0 | 188 | | 100,0 |
| 12066124000 | Hermisdorf | 2 | | 251 | 0 | 100,0 | | | | 0 | 0 | | |
| 12066132000 | Hohenbocka | | 5 | 0 | 511 | | 100,0 | | | 0 | 0 | | |
| 12066168000 | Kroppen | | | 0 | 0 | | | | | 0 | 0 | | |
| 12066176000 | Lauchhammer | 46 | 41 | 316 | 277 | 100,0 | 95,1 | 35 | 16 | 240 | 108 | 85,7 | 100,0 |
| 12066188000 | Lindenau | 3 | 1 | 406 | 135 | 100,0 | 100,0 | | 1 | 0 | 135 | | 100,0 |
| 12066196000 | Lübbenau/Spreewald | 30 | 109 | 186 | 677 | 100,0 | 99,1 | 27 | 18 | 168 | 112 | 96,3 | 88,9 |
| 12066202000 | Luckaitztal | | | 0 | 0 | | | | | 0 | 0 | | |
| 12066226000 | Neu-Seeland | | | 0 | 0 | | | 1 | 1 | 169 | 169 | 100,0 | 100,0 |
| 12066228000 | Neupetershain | 2 | 2 | 167 | 163 | 100,0 | 100,0 | 1 | 1 | 84 | 81 | 100,0 | 100,0 |
| 12066240000 | Ortrand | | 1 | 0 | 47 | | 0,0 | | | 0 | 0 | | |
| 12066272000 | Ruhland | 7 | 9 | 192 | 244 | 100,0 | 77,8 | | 4 | 0 | 108 | | 75,0 |
| 12066285000 | Schipkau | 14 | 12 | 206 | 177 | 100,0 | 100,0 | 6 | 4 | 88 | 59 | 83,3 | 100,0 |
| 12066292000 | Schwarzbach | 1 | | 153 | 0 | 100,0 | | | | 0 | 0 | | |
| 12066296000 | Schwarzheide | 30 | 43 | 528 | 753 | 100,0 | 97,7 | | 9 | 0 | 158 | | 100,0 |
| 12066304000 | Senftenberg | 147 | 127 | 599 | 513 | 99,3 | 98,4 | 70 | 77 | 285 | 311 | 84,3 | 85,7 |
| 12066316000 | Tettau | | | 0 | 0 | | | | | 0 | 0 | | |
| 12066320000 | Vetschau/Spreewald | 7 | 14 | 86 | 169 | 100,0 | 92,9 | 15 | 20 | 183 | 241 | 86,7 | 85,0 |
| 12067000000 | Landkreis Oder-Spree | 716 | 885 | 401 | 495 | 83,9 | 88,4 | 314 | 341 | 176 | 191 | 81,8 | 84,8 |
| 12067024000 | Bad Saarow | 5 | 25 | 89 | 457 | 80,0 | 96,0 | 5 | 2 | 89 | 37 | 100,0 | 100,0 |
| 12067036000 | Beeskow | 15 | 28 | 186 | 346 | 93,3 | 92,9 | 14 | 16 | 173 | 198 | 85,7 | 81,3 |
| 12067040000 | Berkenbrück | | | 0 | 0 | | | 2 | 3 | 199 | 299 | 100,0 | 100,0 |
| 12067072000 | Briesen (Mark) | 4 | 4 | 143 | 144 | 100,0 | 100,0 | 9 | 3 | 322 | 108 | 88,9 | 66,7 |
| 12067076000 | Brieskow-Finkenheerd | 3 | | 132 | 0 | 66,7 | | | 2 | 0 | 87 | | 100,0 |
| 12067112000 | Diensdorf-Radlow | | | 0 | 0 | | | | | 0 | 0 | | |

Auszug aus PKS des Landes Brandenburg
Kennzahlen für ausgewählte Deliktbereiche

| Schlüssel | Bezeichnung | Rauschgiftkriminalität | | | | | | Gewaltkriminalität | | | | | |
|-------------|-----------------------|------------------------|------|-------|-------|---------|-------|--------------------|------|------|------|---------|-------|
| | | 2018 | 2017 | 2018 | 2017 | 2018 | 2017 | 2018 | 2017 | 2018 | 2017 | 2018 | 2017 |
| | | erf. Fälle | | HZ | | AQ in % | | erf. Fälle | | HZ | | AQ in % | |
| 12067120000 | Eisenhüttenstadt | 71 | 74 | 283 | 281 | 97,2 | 94,6 | 85 | 80 | 339 | 304 | 81,2 | 80,0 |
| 12067124000 | Erkner | 91 | 61 | 770 | 522 | 89,0 | 90,2 | 26 | 36 | 220 | 308 | 53,8 | 83,3 |
| 12067137000 | Friedland | | | 0 | 0 | | | 2 | 2 | 68 | 67 | 100,0 | 100,0 |
| 12067144000 | Fürstenwalde/Spree | 402 | 514 | 1.252 | 1.605 | 80,1 | 86,0 | 100 | 134 | 312 | 418 | 85,0 | 86,6 |
| 12067173000 | Gosen-Neu Zittau | 10 | 3 | 316 | 98 | 80,0 | 100,0 | 5 | 6 | 158 | 195 | 80,0 | 100,0 |
| 12067180000 | Groß Lindow | | | 0 | 0 | | | | | 0 | 0 | | |
| 12067201000 | Grünheide (Mark) | 6 | 22 | 70 | 260 | 83,3 | 100,0 | 8 | 7 | 94 | 83 | 75,0 | 85,7 |
| 12067205000 | Grunow-Dammendorf | | | 0 | 0 | | | 1 | | 200 | 0 | 100,0 | |
| 12067237000 | Jacobsdorf | 2 | 4 | 105 | 212 | 100,0 | 100,0 | 2 | | 105 | 0 | 50,0 | |
| 12067288000 | Langewahl | | | 0 | 0 | | | | | 0 | 0 | | |
| 12067292000 | Lawitz | | | 0 | 0 | | | 2 | | 341 | 0 | 100,0 | |
| 12067324000 | Mixdorf | | | 0 | 0 | | | | | 0 | 0 | | |
| 12067336000 | Müllrose | 4 | 5 | 87 | 109 | 100,0 | 80,0 | 4 | 4 | 87 | 88 | 75,0 | 75,0 |
| 12067338000 | Neißemünde | 1 | 1 | 61 | 63 | 100,0 | 100,0 | | 1 | 0 | 63 | | 0,0 |
| 12067357000 | Neuzelle | 9 | 15 | 210 | 350 | 66,7 | 100,0 | 2 | 2 | 47 | 47 | 100,0 | 100,0 |
| 12067397000 | Ragow-Merz | 3 | | 584 | 0 | 100,0 | | 1 | 1 | 195 | 197 | 100,0 | 100,0 |
| 12067408000 | Rauen | 2 | 1 | 101 | 50 | 50,0 | 100,0 | 2 | 2 | 101 | 101 | 100,0 | 100,0 |
| 12067413000 | Reichenwalde | 1 | 1 | 89 | 88 | 100,0 | 100,0 | | 2 | 0 | 176 | | 100,0 |
| 12067426000 | Rietz-Neuendorf | 6 | 2 | 147 | 49 | 100,0 | 100,0 | 3 | 2 | 74 | 49 | 100,0 | 100,0 |
| 12067438000 | Schlaubetal | | | 0 | 0 | | | | 1 | 0 | 54 | | 100,0 |
| 12067440000 | Schöneiche bei Berlin | 25 | 46 | 200 | 373 | 72,0 | 71,7 | 3 | 4 | 24 | 32 | 100,0 | 100,0 |
| 12067458000 | Siehdichum | | 1 | 0 | 66 | | 100,0 | 1 | | 64 | 0 | 100,0 | |
| 12067469000 | Spreehagen | | 1 | 0 | 31 | | 100,0 | 4 | 4 | 122 | 124 | 50,0 | 100,0 |
| 12067473000 | Steinhöfel | 2 | 2 | 45 | 46 | 50,0 | 100,0 | 5 | 5 | 113 | 114 | 100,0 | 80,0 |
| 12067481000 | Storkow (Mark) | 22 | 51 | 242 | 562 | 95,5 | 92,2 | 9 | 9 | 99 | 99 | 77,8 | 88,9 |
| 12067493000 | Tauche | 15 | 9 | 393 | 232 | 86,7 | 100,0 | 8 | 5 | 210 | 129 | 87,5 | 80,0 |
| 12067508000 | Vogelsang | 2 | | 277 | 0 | 100,0 | | 1 | | 139 | 0 | 100,0 | |
| 12067520000 | Wendisch Rietz | 1 | 1 | 64 | 65 | 100,0 | 100,0 | | 5 | 0 | 327 | | 80,0 |
| 12067528000 | Wiesenu | 1 | 1 | 81 | 79 | 100,0 | 100,0 | 1 | | 81 | 0 | 100,0 | |
| 12067544000 | Woltersdorf | 13 | 13 | 159 | 159 | 84,6 | 100,0 | 9 | 3 | 110 | 37 | 88,9 | 66,7 |
| 12067552000 | Ziltendorf | | | 0 | 0 | | | | | 0 | 0 | | |

Auszug aus PKS des Landes Brandenburg
Kennzahlen für ausgewählte Deliktsbereiche

| Schlüssel | Bezeichnung | Rauschgiftkriminalität | | | | | | Gewaltkriminalität | | | | | |
|--------------------|-------------------------------------|------------------------|------------|------------|------------|-------------|-------------|--------------------|------------|------------|------------|-------------|-------------|
| | | 2018 | 2017 | 2018 | 2017 | 2018 | 2017 | 2018 | 2017 | 2018 | 2017 | 2018 | 2017 |
| | | erf. Fälle | | HZ | | AQ in % | | erf. Fälle | | HZ | | AQ in % | |
| 12068000000 | Landkreis Ostprignitz-Ruppin | 399 | 274 | 402 | 276 | 96,2 | 96,0 | 247 | 293 | 249 | 295 | 91,5 | 90,4 |
| 12068052000 | Breddin | 2 | 1 | 225 | 113 | 100,0 | 100,0 | 5 | 1 | 563 | 113 | 100,0 | 100,0 |
| 12068072000 | Dabergotz | | 1 | 0 | 164 | | 100,0 | | | 0 | 0 | | |
| 12068109000 | Dreetz | 1 | 4 | 88 | 349 | 100,0 | 100,0 | | 5 | 0 | 436 | | 100,0 |
| 12068117000 | Fehrbellin | 22 | 13 | 248 | 147 | 90,9 | 100,0 | 12 | 12 | 135 | 136 | 83,3 | 83,3 |
| 12068181000 | Heiligengrabe | 13 | 5 | 296 | 113 | 100,0 | 80,0 | 3 | 5 | 68 | 113 | 100,0 | 80,0 |
| 12068188000 | Herzberg (Mark) | 3 | 2 | 459 | 303 | 100,0 | 100,0 | 2 | 2 | 306 | 303 | 100,0 | 100,0 |
| 12068264000 | Kyritz | 28 | 43 | 299 | 468 | 100,0 | 97,7 | 30 | 36 | 320 | 392 | 86,7 | 91,7 |
| 12068280000 | Lindow (Mark) | 7 | 5 | 229 | 165 | 85,7 | 80,0 | 12 | 9 | 393 | 297 | 91,7 | 100,0 |
| 12068306000 | Märkisch Linden | 2 | 5 | 169 | 426 | 50,0 | 100,0 | 1 | | 85 | 0 | 0,0 | |
| 12068320000 | Neuruppin | 206 | 121 | 667 | 390 | 96,1 | 95,9 | 97 | 117 | 314 | 377 | 89,7 | 87,2 |
| 12068324000 | Neustadt (Dosse) | 11 | 4 | 318 | 117 | 100,0 | 100,0 | 5 | 15 | 145 | 440 | 100,0 | 93,3 |
| 12068353000 | Rheinsberg | 33 | 16 | 407 | 196 | 100,0 | 87,5 | 24 | 24 | 296 | 294 | 100,0 | 95,8 |
| 12068372000 | Rüthnick | | | 0 | 0 | | | | | 0 | 0 | | |
| 12068409000 | Sieversdorf-Hohenofen | | 1 | 0 | 140 | | 100,0 | 1 | | 143 | 0 | 100,0 | |
| 12068413000 | Storbeck-Frankendorf | | | 0 | 0 | | | | | 0 | 0 | | |
| 12068417000 | Stüdenitz-Schönermark | 1 | | 167 | 0 | 100,0 | | | 1 | 0 | 173 | | 100,0 |
| 12068425000 | Temnitzquell | | 3 | 0 | 397 | | 100,0 | 2 | | 264 | 0 | 100,0 | |
| 12068426000 | Temnitztal | 4 | | 277 | 0 | 75,0 | | | | 0 | 0 | | |
| 12068437000 | Vielitzsee | | | 0 | 0 | | | | | 0 | 0 | | |
| 12068452000 | Walsleben | 6 | 1 | 763 | 126 | 100,0 | 100,0 | 3 | 3 | 382 | 378 | 100,0 | 33,3 |
| 12068468000 | Wittstock/Dosse | 52 | 46 | 364 | 322 | 96,2 | 97,8 | 38 | 48 | 266 | 336 | 97,4 | 95,8 |
| 12068477000 | Wusterhausen/Dosse | 8 | 3 | 136 | 50 | 100,0 | 100,0 | 10 | 13 | 170 | 218 | 80,0 | 92,3 |
| 12068501000 | Zernitz-Lohm | | | 0 | 0 | | | 2 | 2 | 231 | 230 | 100,0 | 100,0 |
| 12069000000 | Landkreis Potsdam-Mittelmark | 572 | 474 | 268 | 223 | 94,1 | 95,1 | 282 | 281 | 132 | 132 | 81,2 | 90,0 |
| 12069017000 | Beelitz | 7 | 25 | 57 | 205 | 100,0 | 92,0 | 15 | 11 | 123 | 90 | 86,7 | 81,8 |
| 12069018000 | Beetzsee | 3 | 3 | 116 | 118 | 100,0 | 100,0 | 1 | 1 | 39 | 39 | 100,0 | 100,0 |
| 12069019000 | Beetzseeheide | | | 0 | 0 | | | | 1 | 0 | 143 | | 100,0 |
| 12069020000 | Bad Belzig | 35 | 45 | 315 | 405 | 88,6 | 100,0 | 21 | 25 | 189 | 225 | 76,2 | 92,0 |
| 12069028000 | Bensdorf | 3 | | 247 | 0 | 100,0 | | | 1 | 0 | 81 | | 0,0 |
| 12069052000 | Borkheide | | 2 | 0 | 102 | | 100,0 | | 2 | 0 | 102 | | 100,0 |
| 12069056000 | Borkwalde | | 4 | 0 | 269 | | 25,0 | 1 | | 67 | 0 | 100,0 | |
| 12069076000 | Brück | 18 | 6 | 449 | 150 | 100,0 | 83,3 | 10 | 5 | 250 | 125 | 90,0 | 100,0 |

Auszug aus PKS des Landes Brandenburg
Kennzahlen für ausgewählte Deliktsbereiche

| Schlüssel | Bezeichnung | Rauschgiftkriminalität | | | | | | Gewaltkriminalität | | | | | |
|-------------|--------------------|------------------------|------|------|------|---------|-------|--------------------|------|------|------|---------|------|
| | | 2018 | 2017 | 2018 | 2017 | 2018 | 2017 | 2018 | 2017 | 2018 | 2017 | 2018 | 2017 |
| | | erf. Fälle | | HZ | | AQ in % | | erf. Fälle | | HZ | | AQ in % | |
| 12069089000 | Buckautal | 1 | | 204 | 0 | 0,0 | | 1 | 0 | 202 | | 100,0 | |
| 12069216000 | Golzow | 2 | 2 | 151 | 152 | 100,0 | 100,0 | 2 | | 151 | 0 | 100,0 | |
| 12069224000 | Görzke | 3 | 1 | 244 | 81 | 100,0 | 100,0 | 2 | 0 | 162 | | 100,0 | |
| 12069232000 | Gräben | 1 | | 192 | 0 | 100,0 | | 1 | 1 | 192 | 196 | 100,0 | |
| 12069249000 | Groß Kreuz/Emster | 12 | 4 | 143 | 48 | 91,7 | 75,0 | 5 | 4 | 60 | 48 | 80,0 | |
| 12069270000 | Havelsee | | 2 | 0 | 62 | | 100,0 | 6 | 4 | 186 | 123 | 100,0 | |
| 12069304000 | Kleinmachnow | 46 | 27 | 223 | 131 | 95,7 | 92,6 | 19 | 15 | 92 | 73 | 78,9 | |
| 12069306000 | Kloster Lehnin | 20 | 30 | 184 | 275 | 100,0 | 90,0 | 13 | 9 | 120 | 83 | 76,9 | |
| 12069345000 | Linthe | 1 | 2 | 110 | 223 | 100,0 | 100,0 | 1 | | 110 | 0 | 100,0 | |
| 12069397000 | Michendorf | 10 | 9 | 80 | 73 | 90,0 | 88,9 | 12 | 2 | 96 | 16 | 75,0 | |
| 12069402000 | Mühlenfließ | 2 | | 227 | 0 | 100,0 | | 2 | | 227 | 0 | 50,0 | |
| 12069448000 | Niemegk | 2 | 1 | 98 | 49 | 100,0 | 100,0 | 3 | 7 | 147 | 345 | 100,0 | |
| 12069454000 | Nuthetal | 7 | 10 | 77 | 112 | 100,0 | 80,0 | 6 | 1 | 66 | 11 | 66,7 | |
| 12069460000 | Päwesin | | | 0 | 0 | | | | | 0 | 0 | | |
| 12069470000 | Planebruch | | | 0 | 0 | | | 1 | 0 | 98 | | 100,0 | |
| 12069474000 | Planetal | | | 0 | 0 | | | | | 0 | 0 | | |
| 12069485000 | Rabenstein/Fläming | | | 0 | 0 | | | | | 0 | 0 | | |
| 12069537000 | Rosenau | | 1 | 0 | 107 | | 100,0 | | | 0 | 0 | | |
| 12069541000 | Roskow | 6 | 1 | 509 | 84 | 83,3 | 100,0 | 1 | 0 | 84 | | 100,0 | |
| 12069590000 | Schwielowsee | 29 | 7 | 273 | 66 | 89,7 | 85,7 | 4 | 28 | 38 | 265 | 75,0 | |
| 12069596000 | Seddiner See | 4 | 6 | 87 | 135 | 100,0 | 100,0 | 10 | 7 | 217 | 158 | 80,0 | |
| 12069604000 | Stahnsdorf | 20 | 25 | 131 | 164 | 95,0 | 104,0 | 18 | 20 | 118 | 131 | 77,8 | |
| 12069616000 | Teltow | 81 | 55 | 314 | 214 | 88,9 | 96,4 | 64 | 54 | 248 | 210 | 90,6 | |
| 12069632000 | Treuenbrietzen | 15 | 7 | 201 | 94 | 93,3 | 85,7 | 6 | 9 | 80 | 121 | 83,3 | |
| 12069648000 | Wenzlow | | | 0 | 0 | | | | | 0 | 0 | | |
| 12069656000 | Werder (Havel) | 237 | 167 | 922 | 659 | 96,2 | 97,0 | 53 | 58 | 206 | 229 | 69,8 | |
| 12069665000 | Wiesenburg/Mark | 2 | 28 | 47 | 651 | 100,0 | 100,0 | 3 | 1 | 70 | 23 | 100,0 | |
| 12069680000 | Wollin | | | 0 | 0 | | | | | 0 | 0 | | |
| 12069688000 | Wusterwitz | | | 0 | 0 | | | 1 | 5 | 33 | 164 | 100,0 | |
| 12069696000 | Ziesar | 5 | 4 | 205 | 164 | 80,0 | 100,0 | 5 | 5 | 205 | 205 | 80,0 | |

Auszug aus PKS des Landes Brandenburg
Kennzahlen für ausgewählte Deliktsbereiche

| Schlüssel | Bezeichnung | Rauschgiftkriminalität | | | | | | Gewaltkriminalität | | | | | |
|-------------|------------------------|------------------------|------|------|------|---------|-------|--------------------|------|------|------|---------|-------|
| | | 2018 | 2017 | 2018 | 2017 | 2018 | 2017 | 2018 | 2017 | 2018 | 2017 | 2018 | 2017 |
| | | erf. Fälle | | HZ | | AQ in % | | erf. Fälle | | HZ | | AQ in % | |
| 12070000000 | Landkreis Prignitz | 246 | 256 | 318 | 329 | 92,3 | 93,4 | 149 | 177 | 193 | 227 | 89,9 | 89,3 |
| 12070008000 | Bad Wilsnack | | 2 | 0 | 78 | | 50,0 | 2 | 4 | 78 | 155 | 50,0 | 100,0 |
| 12070028000 | Berge | 3 | | 400 | 0 | 100,0 | | 1 | 4 | 133 | 519 | 0,0 | 100,0 |
| 12070052000 | Breese | 2 | 2 | 134 | 136 | 100,0 | 100,0 | 1 | 1 | 67 | 68 | 100,0 | 100,0 |
| 12070060000 | Cumlosen | 3 | | 419 | 0 | 100,0 | | | 1 | 0 | 138 | | 100,0 |
| 12070096000 | Gerdshagen | | | 0 | 0 | | | | | 0 | 0 | | |
| 12070125000 | Groß Pankow (Prignitz) | 3 | 7 | 77 | 177 | 100,0 | 100,0 | 8 | 4 | 206 | 101 | 87,5 | 100,0 |
| 12070145000 | Gülitz-Reetz | | | 0 | 0 | | | | 1 | 0 | 214 | | 100,0 |
| 12070149000 | Gumtow | 3 | 4 | 89 | 118 | 66,7 | 100,0 | 3 | 6 | 89 | 176 | 100,0 | 83,3 |
| 12070153000 | Halenbeck-Rohlsdorf | 1 | | 197 | 0 | 100,0 | | 1 | 1 | 197 | 190 | 100,0 | 100,0 |
| 12070173000 | Karstädt | 7 | 13 | 117 | 216 | 100,0 | 100,0 | 5 | 11 | 83 | 183 | 80,0 | 81,8 |
| 12070222000 | Kümmernitztal | 1 | | 268 | 0 | 100,0 | | | | 0 | 0 | | |
| 12070236000 | Lanz | 2 | | 270 | 0 | 100,0 | | | 1 | 0 | 135 | | 100,0 |
| 12070241000 | Legde/Quitzebel | 2 | | 331 | 0 | 100,0 | | | | 0 | 0 | | |
| 12070244000 | Lenzen (Elbe) | 2 | 7 | 94 | 324 | 100,0 | 100,0 | | 1 | 0 | 46 | | 100,0 |
| 12070246000 | Lenzerwische | | | 0 | 0 | | | | 1 | 0 | 223 | | 100,0 |
| 12070266000 | Marienfließ | | 2 | 0 | 289 | | 50,0 | 3 | 1 | 424 | 144 | 100,0 | 100,0 |
| 12070280000 | Meyenburg | 1 | 2 | 48 | 94 | 100,0 | 100,0 | 3 | 2 | 143 | 94 | 100,0 | 100,0 |
| 12070296000 | Perleberg | 68 | 87 | 552 | 703 | 91,2 | 94,3 | 38 | 52 | 309 | 420 | 94,7 | 88,5 |
| 12070300000 | Pirow | | | 0 | 0 | | | | | 0 | 0 | | |
| 12070302000 | Plattenburg | 1 | 1 | 30 | 29 | 0,0 | 100,0 | 4 | 7 | 120 | 205 | 100,0 | 100,0 |
| 12070316000 | Pritzwalk | 21 | 36 | 175 | 299 | 90,5 | 91,7 | 26 | 17 | 217 | 141 | 88,5 | 82,4 |
| 12070325000 | Putlitz | 2 | 24 | 74 | 877 | 100,0 | 95,8 | 4 | 4 | 148 | 146 | 100,0 | 75,0 |
| 12070348000 | Rühstädt | | | 0 | 0 | | | | | 0 | 0 | | |
| 12070393000 | Triglitz | | | 0 | 0 | | | | 1 | 199 | 0 | 100,0 | |
| 12070416000 | Weisen | | 1 | 0 | 103 | | 100,0 | 2 | 2 | 210 | 207 | 100,0 | 100,0 |
| 12070424000 | Wittenberge | 124 | 68 | 721 | 393 | 92,7 | 91,2 | 47 | 56 | 273 | 323 | 87,2 | 89,3 |
| 12071000000 | Landkreis Spree-Neiße | 187 | 187 | 162 | 160 | 96,3 | 93,0 | 190 | 191 | 165 | 163 | 79,5 | 79,1 |
| 12071028000 | Briesen | | | 0 | 0 | | | | | 0 | 0 | | |
| 12071032000 | Burg (Spreevald) | 2 | 2 | 47 | 46 | 100,0 | 100,0 | | 7 | 0 | 162 | | 71,4 |
| 12071041000 | Dissen-Striesow | 1 | | 102 | 0 | 100,0 | | | | 0 | 0 | | |
| 12071044000 | Döbern | 1 | 3 | 31 | 91 | 100,0 | 100,0 | 2 | 5 | 62 | 152 | 100,0 | 80,0 |
| 12071052000 | Drachhausen | | | 0 | 0 | | | | | 0 | 0 | | |

Auszug aus PKS des Landes Brandenburg
Kennzahlen für ausgewählte Deliktbereiche

| Schlüssel | Bezeichnung | Rauschgiftkriminalität | | | | | | Gewaltkriminalität | | | | | |
|--------------------|---------------------------------|------------------------|------------|------------|------------|-------------|-------------|--------------------|------------|------------|------------|-------------|-------------|
| | | 2018 | 2017 | 2018 | 2017 | 2018 | 2017 | 2018 | 2017 | 2018 | 2017 | 2018 | 2017 |
| | | erf. Fälle | | HZ | | AQ in % | | erf. Fälle | | HZ | | AQ in % | |
| 12071057000 | Drebkau | 2 | | 36 | 0 | 100,0 | | 8 | 5 | 143 | 89 | 100,0 | 100,0 |
| 12071060000 | Drehnow | | | 0 | 0 | | | 1 | | 192 | 0 | 100,0 | |
| 12071074000 | Felixsee | | 1 | 0 | 52 | | 0,0 | 1 | 1 | 53 | 52 | 100,0 | 0,0 |
| 12071076000 | Forst (Lausitz) | 105 | 86 | 572 | 461 | 97,1 | 95,3 | 48 | 38 | 262 | 204 | 87,5 | 73,7 |
| 12071153000 | Groß Schacksdorf-Simmersdorf | 5 | 3 | 488 | 269 | 100,0 | 33,3 | 4 | 5 | 390 | 449 | 100,0 | 100,0 |
| 12071160000 | Guben | 17 | 39 | 99 | 223 | 94,1 | 92,3 | 60 | 47 | 349 | 269 | 71,7 | 74,5 |
| 12071164000 | Guhrow | | | 0 | 0 | | | | 1 | 0 | 192 | | 100,0 |
| 12071176000 | Heinersbrück | | 1 | 0 | 172 | | 100,0 | | | 0 | 0 | | |
| 12071189000 | Jämlitz-Klein Düben | | | 0 | 0 | | | 1 | | 214 | 0 | 100,0 | |
| 12071193000 | Jänschwalde | | 2 | 0 | 128 | | 100,0 | | 1 | 0 | 64 | | 100,0 |
| 12071244000 | Kolkwitz | 7 | 3 | 76 | 33 | 100,0 | 100,0 | 7 | 11 | 76 | 120 | 57,1 | 90,9 |
| 12071294000 | Neiße-Malxetal | | 1 | 0 | 62 | | 100,0 | | | 0 | 0 | | |
| 12071301000 | Neuhausen/Spree | 5 | 2 | 101 | 40 | 100,0 | 50,0 | 7 | 11 | 142 | 222 | 85,7 | 63,6 |
| 12071304000 | Peitz | 10 | 4 | 229 | 91 | 80,0 | 100,0 | 5 | 3 | 115 | 68 | 80,0 | 66,7 |
| 12071337000 | Schenkendöbern | | | 0 | 0 | | | 3 | | 83 | 0 | 0,0 | |
| 12071341000 | Schmogrow-Fehrow | | | 0 | 0 | | | | | 0 | 0 | | |
| 12071372000 | Spremberg | 29 | 38 | 129 | 167 | 96,6 | 94,7 | 37 | 51 | 165 | 224 | 81,1 | 88,2 |
| 12071384000 | Tauer | 1 | | 144 | 0 | 100,0 | | | | 0 | 0 | | |
| 12071386000 | Teichland | | | 0 | 0 | | | | 1 | 0 | 87 | | 0,0 |
| 12071392000 | Tschernitz | | | 0 | 0 | | | | | 0 | 0 | | |
| 12071401000 | Turnow-Preilack | | | 0 | 0 | | | 2 | | 175 | 0 | 50,0 | |
| 12071408000 | Welzow | 1 | 2 | 29 | 56 | 100,0 | 100,0 | 3 | 2 | 86 | 56 | 100,0 | 50,0 |
| 12071412000 | Werben | | | 0 | 0 | | | | 1 | 0 | 58 | | 100,0 |
| 12071414000 | Wiesengrund | 1 | | 72 | 0 | 100,0 | | 1 | 1 | 72 | 73 | 100,0 | 100,0 |
| 12072000000 | Landkreis Teltow-Fläming | 576 | 527 | 345 | 320 | 90,5 | 88,4 | 381 | 370 | 228 | 225 | 86,1 | 86,2 |
| 12072002000 | Am Mellensee | 2 | 2 | 30 | 30 | 50,0 | 100,0 | 6 | 4 | 89 | 60 | 100,0 | 100,0 |
| 12072014000 | Baruth/Mark | 4 | 5 | 97 | 121 | 100,0 | 100,0 | 5 | 10 | 121 | 243 | 80,0 | 100,0 |
| 12072017000 | Blankenfelde-Mahlow | 70 | 41 | 256 | 152 | 80,0 | 85,4 | 46 | 44 | 168 | 163 | 82,6 | 72,7 |
| 12072053000 | Dahme/Mark | 5 | 14 | 101 | 280 | 100,0 | 100,0 | 7 | 7 | 142 | 140 | 71,4 | 85,7 |
| 12072055000 | Dahmetal | | | 0 | 0 | | | | | 0 | 0 | | |
| 12072120000 | Großbeeren | 157 | 172 | 1.871 | 2.091 | 84,7 | 75,6 | 41 | 17 | 489 | 207 | 95,1 | 88,2 |
| 12072157000 | Ihlow | 2 | 1 | 293 | 141 | 100,0 | 100,0 | | | 0 | 0 | | |
| 12072169000 | Jüterbog | 41 | 29 | 331 | 236 | 97,6 | 103,4 | 32 | 23 | 258 | 187 | 81,3 | 95,7 |

Auszug aus PKS des Landes Brandenburg
Kennzahlen für ausgewählte Deliktsbereiche

| Schlüssel | Bezeichnung | Rauschgiftkriminalität | | | | | | Gewaltkriminalität | | | | | |
|--------------------|----------------------------|------------------------|------------|------------|------------|-------------|-------------|--------------------|------------|------------|------------|-------------|-------------|
| | | 2018 | 2017 | 2018 | 2017 | 2018 | 2017 | 2018 | 2017 | 2018 | 2017 | 2018 | 2017 |
| | | erf. Fälle | | HZ | | AQ in % | | erf. Fälle | | HZ | | AQ in % | |
| 12072232000 | Luckenwalde | 75 | 82 | 363 | 400 | 96,0 | 100,0 | 56 | 71 | 271 | 346 | 82,1 | 78,9 |
| 12072240000 | Ludwigfelde | 97 | 83 | 378 | 329 | 94,8 | 96,4 | 55 | 64 | 214 | 254 | 81,8 | 92,2 |
| 12072297000 | Niedergörsdorf | 29 | 13 | 474 | 213 | 93,1 | 100,0 | 14 | 8 | 229 | 131 | 85,7 | 87,5 |
| 12072298000 | Niederer Fläming | 1 | 2 | 32 | 65 | 0,0 | 100,0 | 2 | 1 | 65 | 32 | 100,0 | 100,0 |
| 12072312000 | Nuthe-Urstromtal | 4 | 3 | 61 | 45 | 100,0 | 66,7 | 4 | 7 | 61 | 106 | 100,0 | 100,0 |
| 12072340000 | Rangsdorf | 9 | 9 | 80 | 81 | 100,0 | 77,8 | 15 | 14 | 133 | 125 | 86,7 | 71,4 |
| 12072426000 | Trebbin | 19 | 13 | 201 | 137 | 94,7 | 84,6 | 27 | 31 | 286 | 327 | 81,5 | 90,3 |
| 12072477000 | Zossen | 61 | 58 | 322 | 320 | 95,1 | 89,7 | 71 | 69 | 375 | 381 | 93,0 | 89,9 |
| 12073000000 | Landkreis Uckermark | 359 | 351 | 298 | 290 | 95,8 | 95,4 | 305 | 299 | 253 | 247 | 86,9 | 84,6 |
| 12073008000 | Angermünde | 68 | 81 | 491 | 587 | 98,5 | 95,1 | 42 | 28 | 304 | 203 | 83,3 | 92,9 |
| 12073032000 | Berkholz-Meyenburg | 1 | | 82 | 0 | 100,0 | | | 1 | 0 | 80 | | 100,0 |
| 12073069000 | Boitzenburger Land | 3 | 1 | 95 | 32 | 66,7 | 100,0 | 2 | | 63 | 0 | 50,0 | |
| 12073085000 | Brüssow | 1 | 2 | 54 | 106 | 100,0 | 100,0 | | 2 | 0 | 106 | | 100,0 |
| 12073093000 | Carmzow-Wallmow | | | 0 | 0 | | | 2 | 1 | 326 | 157 | 100,0 | 100,0 |
| 12073097000 | Casekow | 1 | | 53 | 0 | 100,0 | | 5 | 1 | 265 | 53 | 100,0 | 100,0 |
| 12073157000 | Flieth-Stegelitz | | 1 | 0 | 185 | | 0,0 | | | 0 | 0 | | |
| 12073189000 | Gartz (Oder) | 2 | 2 | 78 | 80 | 100,0 | 100,0 | 1 | 1 | 39 | 40 | 0,0 | 100,0 |
| 12073201000 | Gerswalde | 4 | 1 | 255 | 63 | 100,0 | 0,0 | 4 | 3 | 255 | 188 | 100,0 | 100,0 |
| 12073216000 | Göritz | | 1 | 0 | 126 | | 100,0 | | | 0 | 0 | | |
| 12073225000 | Gramzow | | 1 | 0 | 53 | | 100,0 | 3 | 1 | 162 | 53 | 100,0 | 100,0 |
| 12073261000 | Grünow | | | 0 | 0 | | | 1 | | 106 | 0 | 100,0 | |
| 12073309000 | Hohenselchow-Groß Pinnow | 1 | | 128 | 0 | 100,0 | | 9 | 4 | 1.154 | 510 | 88,9 | 100,0 |
| 12073384000 | Lychen | 4 | 3 | 125 | 93 | 100,0 | 100,0 | 7 | 11 | 218 | 341 | 71,4 | 81,8 |
| 12073386000 | Mark Landin | | 1 | 0 | 100 | | 100,0 | 1 | | 99 | 0 | 100,0 | |
| 12073393000 | Mescherin | | 1 | 0 | 125 | | 100,0 | 3 | | 364 | 0 | 66,7 | |
| 12073396000 | Milmersdorf | 1 | 2 | 69 | 138 | 100,0 | 100,0 | 4 | 1 | 276 | 69 | 75,0 | 0,0 |
| 12073404000 | Mittenwalde | | | 0 | 0 | | | | | 0 | 0 | | |
| 12073429000 | Nordwestuckermark | | 4 | 0 | 94 | | 100,0 | 5 | 3 | 118 | 70 | 80,0 | 100,0 |
| 12073430000 | Oberuckersee | 5 | 2 | 299 | 119 | 80,0 | 100,0 | 2 | 1 | 120 | 59 | 50,0 | 100,0 |
| 12073440000 | Pinnow | | 1 | 0 | 114 | | 100,0 | 1 | 2 | 111 | 228 | 100,0 | 100,0 |
| 12073452000 | Prenzlau | 76 | 98 | 398 | 508 | 97,4 | 91,8 | 84 | 89 | 440 | 462 | 91,7 | 82,0 |
| 12073458000 | Randowtal | 1 | 2 | 108 | 217 | 100,0 | 100,0 | | 1 | 0 | 109 | | 100,0 |
| 12073490000 | Schenkenberg | | | 0 | 0 | | | | 1 | 0 | 164 | | 100,0 |

Auszug aus PKS des Landes Brandenburg
Kennzahlen für ausgewählte Deliktsbereiche

| Schlüssel | Bezeichnung | Rauschgiftkriminalität | | | | | | Gewaltkriminalität | | | | | |
|-------------|--------------------|------------------------|------|------|------|---------|-------|--------------------|------|------|------|---------|-------|
| | | 2018 | 2017 | 2018 | 2017 | 2018 | 2017 | 2018 | 2017 | 2018 | 2017 | 2018 | 2017 |
| | | erf. Fälle | | HZ | | AQ in % | | erf. Fälle | | HZ | | AQ in % | |
| 12073505000 | Schöneberg | 2 | | 247 | 0 | 100,0 | | | 2 | 0 | 238 | | 100,0 |
| 12073520000 | Schönfeld | | | 0 | 0 | | | 1 | 1 | 169 | 168 | 100,0 | 100,0 |
| 12073532000 | Schwedt/Oder | 102 | 86 | 339 | 285 | 94,1 | 100,0 | 84 | 88 | 279 | 292 | 83,3 | 81,8 |
| 12073565000 | Tantow | | | 0 | 0 | | | 1 | 1 | 125 | 128 | 100,0 | 0,0 |
| 12073569000 | Temmen-Ringenwalde | | | 0 | 0 | | | | 1 | 0 | 186 | | 0,0 |
| 12073572000 | Templin | 83 | 58 | 520 | 360 | 95,2 | 96,6 | 36 | 50 | 225 | 310 | 91,7 | 90,0 |
| 12073578000 | Uckerfelde | 3 | | 322 | 0 | 100,0 | | 1 | 1 | 107 | 106 | 100,0 | 100,0 |
| 12073579000 | Uckerland | 1 | 2 | 38 | 74 | 100,0 | 100,0 | 3 | 1 | 113 | 37 | 100,0 | 100,0 |
| 12073603000 | Passow | | | 0 | 0 | | | 2 | 2 | 138 | 137 | 100,0 | 0,0 |
| 12073645000 | Zichow | | 1 | 0 | 177 | | 100,0 | 1 | 1 | 177 | 177 | 100,0 | 100,0 |

Auszug aus PKS des Landes Brandenburg
Kennzahlen für ausgewählte Deliktsbereiche

| Schlüssel | Bezeichnung | KFZ-Kriminalität | | | | | | Straßenkriminalität | | | | | |
|-------------------|-------------------------------|------------------|---------------|------------|------------|-------------|-------------|---------------------|---------------|--------------|--------------|-------------|-------------|
| | | 2018 | 2017 | 2018 | 2017 | 2018 | 2017 | 2018 | 2017 | 2018 | 2017 | 2018 | 2017 |
| | | erf. Fälle | | HZ | | AQ in % | | erf. Fälle | | HZ | | AQ in % | |
| 1200000000 | Bundesland Brandenburg | 16.654 | 16.879 | 665 | 677 | 19,3 | 19,6 | 33.998 | 34.890 | 1.358 | 1.399 | 18,3 | 18,0 |
| 1205100000 | Brandenburg an der Havel | 517 | 723 | 719 | 1.009 | 15,1 | 22,7 | 1.057 | 1.467 | 1.470 | 2.047 | 26,4 | 19,1 |
| 1205200000 | Cottbus | 756 | 700 | 748 | 697 | 16,8 | 15,9 | 1.860 | 1.890 | 1.841 | 1.882 | 17,2 | 17,8 |
| 1205300000 | Frankfurt (Oder) | 544 | 538 | 934 | 925 | 25,7 | 27,7 | 857 | 958 | 1.472 | 1.646 | 21,0 | 20,0 |
| 1205400000 | Potsdam | 1.134 | 1.313 | 645 | 764 | 14,2 | 15,2 | 3.668 | 3.246 | 2.088 | 1.889 | 11,4 | 20,4 |
| 1206000000 | Landkreis Barnim | 1.103 | 1.028 | 610 | 573 | 15,9 | 16,7 | 2.092 | 2.228 | 1.157 | 1.242 | 14,6 | 15,1 |
| 12060005000 | Ahrensfelde | 155 | 132 | 1.165 | 1.010 | 9,0 | 6,1 | 199 | 169 | 1.495 | 1.293 | 6,5 | 7,1 |
| 12060012000 | Althüttendorf | 5 | 3 | 855 | 532 | 80,0 | 33,3 | 1 | 1 | 171 | 177 | 0,0 | 0,0 |
| 12060020000 | Bernau bei Berlin | 274 | 276 | 717 | 732 | 11,3 | 11,2 | 561 | 569 | 1.469 | 1.508 | 10,5 | 15,8 |
| 12060024000 | Biesenthal | 24 | 16 | 419 | 282 | 16,7 | 25,0 | 35 | 30 | 610 | 529 | 5,7 | 16,7 |
| 12060034000 | Breydin | 2 | | 264 | 0 | 50,0 | | 2 | 1 | 264 | 131 | 50,0 | 0,0 |
| 12060036000 | Britz | 7 | 2 | 335 | 94 | 0,0 | 50,0 | 13 | 27 | 622 | 1.268 | 0,0 | 7,4 |
| 12060045000 | Chorin | 8 | 3 | 345 | 131 | 12,5 | 0,0 | 12 | 8 | 518 | 349 | 8,3 | 0,0 |
| 12060052000 | Eberswalde | 256 | 303 | 636 | 757 | 24,6 | 22,8 | 567 | 670 | 1.410 | 1.674 | 22,4 | 18,8 |
| 12060068000 | Friedrichswalde | 3 | 2 | 374 | 250 | 0,0 | 50,0 | 3 | 4 | 374 | 499 | 0,0 | 50,0 |
| 12060092000 | Hohenfinow | | 2 | 0 | 379 | | 0,0 | 1 | 3 | 190 | 568 | 0,0 | 33,3 |
| 12060100000 | Joachimsthal | 22 | 15 | 652 | 435 | 9,1 | 26,7 | 34 | 27 | 1.008 | 784 | 8,8 | 18,5 |
| 12060128000 | Liepe | 1 | 1 | 156 | 157 | 0,0 | 0,0 | 1 | 1 | 156 | 157 | 0,0 | 0,0 |
| 12060149000 | Lunow-Stolzenhagen | 1 | 2 | 83 | 166 | 0,0 | 0,0 | 1 | 8 | 83 | 666 | 0,0 | 0,0 |
| 12060154000 | Marlenwerder | 7 | 4 | 413 | 236 | 0,0 | 0,0 | 13 | 6 | 767 | 353 | 0,0 | 0,0 |
| 12060161000 | Melchow | | 1 | 0 | 107 | | 100,0 | 2 | 4 | 211 | 429 | 0,0 | 0,0 |
| 12060172000 | Niederfinow | | 2 | 0 | 334 | | 0,0 | | 5 | 0 | 835 | | 20,0 |
| 12060176000 | Oderberg | 5 | 11 | 230 | 503 | 0,0 | 45,5 | 7 | 17 | 322 | 778 | 14,3 | 35,3 |
| 12060181000 | Panketal | 96 | 72 | 471 | 354 | 6,3 | 13,9 | 263 | 310 | 1.290 | 1.523 | 6,1 | 7,7 |
| 12060185000 | Parsteinsee | | 1 | 0 | 185 | | 0,0 | | 1 | 0 | 185 | | 0,0 |
| 12060192000 | Rüdnitz | 13 | 5 | 656 | 260 | 0,0 | 60,0 | 18 | 18 | 908 | 935 | 11,1 | 38,9 |
| 12060198000 | Schorfheide | 50 | 54 | 503 | 542 | 22,0 | 11,1 | 67 | 84 | 674 | 843 | 20,9 | 11,9 |
| 12060250000 | Sydower Fließ | 2 | 2 | 207 | 214 | 0,0 | 0,0 | 6 | 8 | 620 | 857 | 66,7 | 50,0 |
| 12060269000 | Wandlitz | 102 | 84 | 452 | 376 | 13,7 | 23,8 | 194 | 202 | 859 | 903 | 14,4 | 15,8 |
| 12060280000 | Werneuchen | 68 | 33 | 770 | 384 | 33,8 | 21,2 | 90 | 53 | 1.019 | 617 | 37,8 | 17,0 |
| 12060296000 | Ziethen | 2 | 2 | 451 | 451 | 50,0 | 50,0 | 2 | 2 | 451 | 451 | 50,0 | 50,0 |

Auszug aus PKS des Landes Brandenburg
Kennzahlen für ausgewählte Deliktbereiche

| Schlüssel | Bezeichnung | KFZ-Kriminalität | | | | | | Straßenkriminalität | | | | | |
|-------------|---------------------------|------------------|-------|-------|-------|---------|-------|---------------------|-------|-------|-------|---------|-------|
| | | 2018 | 2017 | 2018 | 2017 | 2018 | 2017 | 2018 | 2017 | 2018 | 2017 | 2018 | 2017 |
| | | erf. Fälle | | HZ | | AQ in % | | erf. Fälle | | HZ | | AQ in % | |
| 12061000000 | Landkreis Dahme-Spreewald | 1.542 | 1.283 | 922 | 773 | 15,8 | 16,3 | 3.045 | 3.004 | 1.820 | 1.809 | 14,8 | 12,4 |
| 12061005000 | Alt Zauche-Wußwerk | 1 | | 205 | 0 | 0,0 | | 1 | | 205 | 0 | 0,0 | |
| 12061017000 | Bersteland | 4 | 5 | 455 | 555 | 75,0 | 20,0 | 5 | 7 | 568 | 777 | 40,0 | 0,0 |
| 12061020000 | Bestensee | 36 | 39 | 462 | 520 | 13,9 | 23,1 | 59 | 77 | 758 | 1.026 | 15,3 | 20,8 |
| 12061061000 | Byhleguhre-Byhlen | 1 | 1 | 137 | 135 | 0,0 | 0,0 | 2 | 1 | 274 | 135 | 0,0 | 0,0 |
| 12061097000 | Drahnsdorf | 1 | | 163 | 0 | 100,0 | | 1 | 1 | 163 | 163 | 100,0 | 0,0 |
| 12061112000 | Eichwalde | 23 | 23 | 357 | 354 | 4,3 | 4,3 | 128 | 167 | 1.985 | 2.573 | 3,9 | 6,0 |
| 12061164000 | Golßen | 1 | 19 | 39 | 738 | 200,0 | 5,3 | 10 | 20 | 392 | 777 | 50,0 | 5,0 |
| 12061192000 | Groß Köris | 18 | 14 | 785 | 618 | 11,1 | 28,6 | 29 | 21 | 1.264 | 927 | 10,3 | 19,0 |
| 12061216000 | Halbe | 13 | 12 | 541 | 488 | 0,0 | 33,3 | 36 | 35 | 1.499 | 1.425 | 5,6 | 20,0 |
| 12061217000 | Heidesee | 22 | 22 | 308 | 311 | 50,0 | 27,3 | 32 | 41 | 448 | 580 | 21,9 | 26,8 |
| 12061219000 | Heideblick | 14 | 10 | 393 | 278 | 14,3 | 50,0 | 14 | 12 | 393 | 333 | 7,1 | 41,7 |
| 12061224000 | Jamlitz | 1 | | 191 | 0 | 0,0 | | 1 | 2 | 191 | 377 | 0,0 | 50,0 |
| 12061244000 | Kasel-Golzig | 2 | 1 | 290 | 146 | 0,0 | 100,0 | 2 | 1 | 290 | 146 | 0,0 | 100,0 |
| 12061260000 | Königs Wusterhausen | 314 | 307 | 855 | 842 | 15,6 | 16,3 | 820 | 846 | 2.234 | 2.320 | 15,6 | 11,6 |
| 12061265000 | Krausnick-Groß Wasserburg | 21 | 7 | 3.529 | 1.169 | 4,8 | 0,0 | 26 | 13 | 4.370 | 2.170 | 15,4 | 23,1 |
| 12061308000 | Lieberose | 7 | 6 | 508 | 441 | 42,9 | 0,0 | 8 | 8 | 580 | 588 | 37,5 | 0,0 |
| 12061316000 | Lübben (Spreewald) | 88 | 69 | 630 | 498 | 26,1 | 23,2 | 248 | 248 | 1.776 | 1.789 | 25,4 | 23,0 |
| 12061320000 | Luckau | 59 | 60 | 606 | 627 | 5,1 | 20,0 | 97 | 72 | 997 | 752 | 17,5 | 16,7 |
| 12061328000 | Märkisch Buchholz | | 3 | 0 | 382 | | 0,0 | 1 | 3 | 124 | 382 | 0,0 | 0,0 |
| 12061329000 | Märkische Heide | 9 | 14 | 232 | 358 | 55,6 | 35,7 | 8 | 15 | 206 | 383 | 50,0 | 26,7 |
| 12061332000 | Mittenwalde | 246 | 113 | 2.702 | 1.263 | 9,8 | 16,8 | 284 | 140 | 3.120 | 1.564 | 8,8 | 17,9 |
| 12061344000 | Münchehofe | | 4 | 0 | 851 | | 0,0 | | 4 | 0 | 851 | | 0,0 |
| 12061352000 | Neu Zauche | 7 | 1 | 639 | 90 | 0,0 | 0,0 | 7 | 2 | 639 | 180 | 0,0 | 0,0 |
| 12061405000 | Rietzneuendorf-Staakow | | 1 | 0 | 163 | | 0,0 | | 1 | 0 | 163 | | 100,0 |
| 12061428000 | Schlepzig | 3 | | 494 | 0 | 66,7 | | 4 | 2 | 659 | 329 | 50,0 | 0,0 |
| 12061433000 | Schönefeld | 357 | 336 | 2.441 | 2.330 | 12,3 | 9,2 | 667 | 773 | 4.561 | 5.359 | 12,6 | 6,7 |
| 12061435000 | Schönwald | 48 | 17 | 4.156 | 1.453 | 35,4 | 29,4 | 49 | 19 | 4.242 | 1.624 | 36,7 | 26,3 |
| 12061444000 | Schulzendorf | 23 | 25 | 282 | 314 | 17,4 | 12,0 | 30 | 42 | 367 | 528 | 13,3 | 21,4 |
| 12061448000 | Schwerin | 5 | 1 | 610 | 123 | 0,0 | 100,0 | 7 | 3 | 854 | 368 | 0,0 | 33,3 |
| 12061450000 | Schwielochsee | 3 | 6 | 202 | 403 | 0,0 | 33,3 | 7 | 9 | 470 | 604 | 0,0 | 33,3 |
| 12061470000 | Spreewaldheide | 2 | | 417 | 0 | 0,0 | | 2 | | 417 | 0 | 0,0 | |
| 12061471000 | Steinreich | 2 | 5 | 409 | 992 | 50,0 | 0,0 | 4 | 7 | 818 | 1.389 | 25,0 | 14,3 |

Auszug aus PKS des Landes Brandenburg
Kennzahlen für ausgewählte Deliktsbereiche

| Schlüssel | Bezeichnung | KFZ-Kriminalität | | | | | | Straßenkriminalität | | | | | |
|--------------------|------------------------------|------------------|------------|------------|------------|-------------|-------------|---------------------|------------|------------|------------|-------------|-------------|
| | | 2018 | 2017 | 2018 | 2017 | 2018 | 2017 | 2018 | 2017 | 2018 | 2017 | 2018 | 2017 |
| | | erf. Fälle | | HZ | | AQ in % | | erf. Fälle | | HZ | | AQ in % | |
| 12061476000 | Straupitz | 12 | 1 | 1.262 | 105 | 16,7 | 100,0 | 12 | 2 | 1.262 | 210 | 16,7 | 50,0 |
| 12061492000 | Teupitz | 17 | 14 | 904 | 749 | 5,9 | 28,6 | 22 | 14 | 1.170 | 749 | 4,5 | 35,7 |
| 12061510000 | Unterspreewald | 3 | 4 | 362 | 473 | 33,3 | 25,0 | 3 | 5 | 362 | 592 | 33,3 | 20,0 |
| 12061540000 | Wildau | 122 | 111 | 1.209 | 1.104 | 22,1 | 20,7 | 235 | 231 | 2.328 | 2.297 | 18,7 | 13,0 |
| 12061572000 | Zeuthen | 57 | 32 | 505 | 284 | 15,8 | 12,5 | 184 | 160 | 1.629 | 1.420 | 7,6 | 5,0 |
| 12062000000 | Landkreis Elbe-Elster | 460 | 422 | 445 | 404 | 15,9 | 17,5 | 988 | 933 | 955 | 894 | 18,0 | 17,9 |
| 12062024000 | Bad Liebenwerda | 48 | 69 | 517 | 743 | 35,4 | 13,0 | 96 | 108 | 1.034 | 1.163 | 29,2 | 13,9 |
| 12062088000 | Crinitz | | 2 | 0 | 165 | | 50,0 | 1 | 2 | 84 | 165 | 100,0 | 50,0 |
| 12062092000 | Doberlug-Kirchhain | 45 | 25 | 498 | 272 | 17,8 | 12,0 | 93 | 76 | 1.030 | 828 | 28,0 | 10,5 |
| 12062124000 | Elsterwerda | 51 | 69 | 639 | 850 | 7,8 | 13,0 | 131 | 128 | 1.643 | 1.577 | 14,5 | 12,5 |
| 12062128000 | Falkenberg/Elster | 19 | 19 | 297 | 294 | 15,8 | 10,5 | 57 | 60 | 890 | 929 | 15,8 | 16,7 |
| 12062134000 | Fichtwald | 1 | | 160 | 0 | 0,0 | | 2 | | 320 | 0 | 0,0 | |
| 12062140000 | Finsterwalde | 117 | 97 | 713 | 588 | 13,7 | 21,6 | 326 | 257 | 1.987 | 1.558 | 18,1 | 23,0 |
| 12062177000 | Gorden-Staupitz | 4 | 2 | 419 | 209 | 50,0 | 50,0 | 3 | 4 | 314 | 419 | 33,3 | 50,0 |
| 12062196000 | Gröden | 1 | | 74 | 0 | 100,0 | | 1 | 2 | 74 | 145 | 100,0 | 0,0 |
| 12062208000 | Großthiemig | 7 | 1 | 674 | 96 | 0,0 | 0,0 | 8 | 1 | 770 | 96 | 0,0 | 0,0 |
| 12062219000 | Heideland | 1 | 1 | 191 | 189 | 0,0 | 0,0 | 2 | 1 | 382 | 189 | 0,0 | 0,0 |
| 12062224000 | Herzberg/Elster | 32 | 39 | 352 | 427 | 12,5 | 12,8 | 87 | 114 | 957 | 1.249 | 14,9 | 22,8 |
| 12062232000 | Hirschfeld | 4 | 6 | 324 | 478 | 25,0 | 33,3 | 5 | 7 | 405 | 558 | 20,0 | 28,6 |
| 12062237000 | Hohenbucko | | 2 | 0 | 313 | | 50,0 | 1 | 1 | 158 | 156 | 0,0 | 0,0 |
| 12062240000 | Hohenleipisch | 9 | 7 | 443 | 340 | 0,0 | 28,6 | 13 | 11 | 640 | 535 | 7,7 | 27,3 |
| 12062282000 | Kremitzau | 2 | | 254 | 0 | 50,0 | | 2 | | 254 | 0 | 0,0 | |
| 12062289000 | Lebusa | | | 0 | 0 | | | 1 | | 128 | 0 | 0,0 | |
| 12062293000 | Lichterfeld-Schacksdorf | 22 | 6 | 2.167 | 541 | 4,5 | 33,3 | 27 | 27 | 2.660 | 2.432 | 7,4 | 22,2 |
| 12062333000 | Massen-Niederlausitz | 7 | 17 | 370 | 886 | 14,3 | 17,6 | 13 | 30 | 687 | 1.563 | 7,7 | 6,7 |
| 12062336000 | Merzdorf | | | 0 | 0 | | | 3 | | 367 | 0 | 33,3 | |
| 12062341000 | Mühlberg/Elbe | 7 | 5 | 187 | 131 | 14,3 | 40,0 | 13 | 6 | 347 | 157 | 7,7 | 50,0 |
| 12062372000 | Plessa | 8 | 3 | 302 | 112 | 0,0 | 0,0 | 13 | 8 | 490 | 300 | 15,4 | 12,5 |
| 12062410000 | Röderland | 10 | 6 | 257 | 153 | 10,0 | 0,0 | 12 | 18 | 308 | 460 | 0,0 | 5,6 |
| 12062417000 | Rückersdorf | 11 | 8 | 811 | 575 | 0,0 | 25,0 | 11 | 10 | 811 | 718 | 0,0 | 40,0 |
| 12062425000 | Sallgast | 10 | 7 | 685 | 484 | 10,0 | 0,0 | 11 | 9 | 753 | 623 | 18,2 | 11,1 |
| 12062440000 | Schilda | | | 0 | 0 | | | | | 0 | 0 | | |
| 12062445000 | Schlieben | 4 | 5 | 166 | 206 | 50,0 | 0,0 | 6 | 7 | 249 | 289 | 16,7 | 14,3 |

Auszug aus PKS des Landes Brandenburg
Kennzahlen für ausgewählte Deliktsbereiche

| Schlüssel | Bezeichnung | KFZ-Kriminalität | | | | | | Straßenkriminalität | | | | | |
|--------------------|----------------------------|------------------|--------------|------------|------------|-------------|-------------|---------------------|--------------|--------------|--------------|-------------|-------------|
| | | 2018 | 2017 | 2018 | 2017 | 2018 | 2017 | 2018 | 2017 | 2018 | 2017 | 2018 | 2017 |
| | | erf. Fälle | | HZ | | AQ in % | | erf. Fälle | | HZ | | AQ in % | |
| 12062453000 | Schönborn | 2 | 3 | 129 | 193 | 0,0 | 33,3 | 3 | 4 | 193 | 258 | 0,0 | 25,0 |
| 12062461000 | Schönwalde | 8 | 7 | 262 | 227 | 12,5 | 42,9 | 10 | 9 | 327 | 292 | 0,0 | 11,1 |
| 12062464000 | Schraden | 5 | 1 | 994 | 198 | 0,0 | 0,0 | 6 | 1 | 1.193 | 198 | 0,0 | 0,0 |
| 12062469000 | Sonnenwalde | 6 | 4 | 184 | 123 | 50,0 | 0,0 | 8 | 10 | 246 | 307 | 50,0 | 0,0 |
| 12062492000 | Tröbitz | 4 | 1 | 574 | 140 | 0,0 | 0,0 | 5 | 2 | 717 | 280 | 0,0 | 0,0 |
| 12062500000 | Uebigau-Wahrenbrück | 15 | 10 | 282 | 188 | 33,3 | 40,0 | 18 | 20 | 338 | 376 | 27,8 | 20,0 |
| 12063000000 | Landkreis Havelland | 923 | 1.081 | 574 | 677 | 15,7 | 21,2 | 2.084 | 2.258 | 1.297 | 1.414 | 14,9 | 20,1 |
| 12063036000 | Brieselang | 42 | 57 | 359 | 494 | 4,8 | 17,5 | 99 | 111 | 845 | 962 | 9,1 | 12,6 |
| 12063056000 | Dallgow-Döberitz | 70 | 79 | 703 | 795 | 14,3 | 21,5 | 131 | 187 | 1.316 | 1.881 | 11,5 | 15,5 |
| 12063080000 | Falkensee | 233 | 280 | 535 | 650 | 19,3 | 15,4 | 667 | 655 | 1.532 | 1.520 | 14,5 | 14,0 |
| 12063088000 | Friesack | 19 | 10 | 745 | 391 | 15,8 | 40,0 | 32 | 22 | 1.255 | 859 | 25,0 | 31,8 |
| 12063094000 | Gollenberg | | | 0 | 0 | | | | | 0 | 0 | | |
| 12063112000 | Großderschau | 1 | | 224 | 0 | 0,0 | | 1 | 1 | 224 | 225 | 0,0 | 0,0 |
| 12063134000 | Havelaue | 1 | 2 | 115 | 230 | 0,0 | 50,0 | 2 | 2 | 231 | 230 | 0,0 | 50,0 |
| 12063142000 | Wiesenaue | 3 | 2 | 386 | 259 | 33,3 | 100,0 | 5 | 3 | 643 | 389 | 20,0 | 66,7 |
| 12063148000 | Ketzin | 27 | 28 | 415 | 432 | 18,5 | 17,9 | 36 | 48 | 554 | 741 | 19,4 | 22,9 |
| 12063161000 | Kleßen-Görne | 1 | 2 | 276 | 556 | 0,0 | 0,0 | 1 | 3 | 276 | 833 | 0,0 | 0,0 |
| 12063165000 | Kotzen | 1 | 1 | 167 | 167 | 0,0 | 0,0 | 2 | 3 | 333 | 500 | 0,0 | 33,3 |
| 12063186000 | Märkisch Luch | 3 | 3 | 240 | 237 | 0,0 | 0,0 | 9 | 5 | 721 | 395 | 0,0 | 0,0 |
| 12063189000 | Milower Land | 6 | 9 | 140 | 207 | 33,3 | 33,3 | 9 | 13 | 210 | 300 | 11,1 | 46,2 |
| 12063202000 | Mühlenberge | 1 | 2 | 141 | 281 | 100,0 | 0,0 | | 2 | 0 | 281 | | 0,0 |
| 12063208000 | Nauen | 123 | 164 | 695 | 941 | 20,3 | 43,9 | 255 | 262 | 1.442 | 1.503 | 23,9 | 32,1 |
| 12063212000 | Nennhausen | 8 | 13 | 434 | 690 | 25,0 | 7,7 | 15 | 20 | 813 | 1.061 | 20,0 | 10,0 |
| 12063228000 | Paulinenaue | 10 | 5 | 770 | 398 | 30,0 | 40,0 | 19 | 18 | 1.464 | 1.434 | 21,1 | 16,7 |
| 12063240000 | Pessin | 4 | 2 | 608 | 302 | 50,0 | 100,0 | 3 | 2 | 456 | 302 | 33,3 | 100,0 |
| 12063244000 | Premnitz | 28 | 28 | 334 | 332 | 21,4 | 25,0 | 53 | 63 | 633 | 748 | 13,2 | 17,5 |
| 12063252000 | Rathenow | 203 | 200 | 835 | 825 | 9,9 | 13,5 | 505 | 556 | 2.077 | 2.293 | 12,5 | 26,4 |
| 12063256000 | Retzow | 1 | 1 | 196 | 196 | 0,0 | 100,0 | 1 | | 196 | 0 | 0,0 | |
| 12063260000 | Rhinow | 4 | 4 | 249 | 248 | 25,0 | 0,0 | 6 | 6 | 374 | 372 | 16,7 | 0,0 |
| 12063273000 | Schönwalde-Glien | 44 | 87 | 463 | 914 | 13,6 | 23,0 | 62 | 102 | 653 | 1.072 | 16,1 | 26,5 |
| 12063274000 | Seeblick | 7 | 4 | 781 | 442 | 0,0 | 0,0 | 8 | 4 | 893 | 442 | 0,0 | 0,0 |
| 12063293000 | Stechow-Ferchesar | 2 | 2 | 221 | 220 | 0,0 | 0,0 | 7 | 2 | 773 | 220 | 14,3 | 0,0 |
| 12063357000 | Wustermark | 81 | 96 | 886 | 1.074 | 13,6 | 12,5 | 156 | 168 | 1.706 | 1.880 | 13,5 | 8,9 |

Auszug aus PKS des Landes Brandenburg
Kennzahlen für ausgewählte Deliktbereiche

| Schlüssel | Bezeichnung | KFZ-Kriminalität | | | | | | Straßenkriminalität | | | | | |
|-------------|-----------------------------|------------------|-------|-------|-------|---------|------|---------------------|-------|-------|-------|---------|------|
| | | 2018 | 2017 | 2018 | 2017 | 2018 | 2017 | 2018 | 2017 | 2018 | 2017 | 2018 | 2017 |
| | | erf. Fälle | | HZ | | AQ in % | | erf. Fälle | | HZ | | AQ in % | |
| 12064000000 | Landkreis Märkisch-Oderland | 1.294 | 1.303 | 671 | 680 | 19,3 | 16,8 | 2.353 | 2.553 | 1.220 | 1.332 | 14,9 | 14,8 |
| 12064009000 | Alt Tucheband | 1 | 4 | 129 | 504 | 0,0 | 25,0 | 1 | 4 | 129 | 504 | 0,0 | 25,0 |
| 12064029000 | Altlandsberg | 64 | 39 | 683 | 419 | 20,3 | 17,9 | 84 | 58 | 896 | 624 | 25,0 | 24,1 |
| 12064044000 | Bad Freienwalde (Oder) | 76 | 67 | 617 | 544 | 28,9 | 19,4 | 111 | 116 | 900 | 942 | 24,3 | 28,4 |
| 12064053000 | Beiersdorf-Freudenberg | 1 | 1 | 165 | 166 | 0,0 | 0,0 | 2 | 2 | 330 | 331 | 50,0 | 50,0 |
| 12064057000 | Bleyen-Genschmar | 2 | | 440 | 0 | 50,0 | | 1 | | 220 | 0 | 0,0 | |
| 12064061000 | Bliesdorf | 4 | 4 | 356 | 349 | 25,0 | 0,0 | 4 | 9 | 356 | 785 | 50,0 | 22,2 |
| 12064084000 | Buckow (Märkische Schweiz) | 8 | 11 | 541 | 738 | 25,0 | 0,0 | 11 | 12 | 744 | 805 | 18,2 | 8,3 |
| 12064125000 | Falkenberg | 12 | 8 | 544 | 360 | 25,0 | 12,5 | 13 | 11 | 589 | 495 | 23,1 | 18,2 |
| 12064128000 | Falkenhagen (Mark) | 2 | 1 | 287 | 143 | 0,0 | 0,0 | 2 | 2 | 287 | 287 | 0,0 | 0,0 |
| 12064130000 | Fichtenhöhe | | | 0 | 0 | | | | 1 | 0 | 199 | | 0,0 |
| 12064136000 | Fredersdorf-Vogelsdorf | 107 | 97 | 778 | 715 | 22,4 | 15,5 | 220 | 240 | 1.599 | 1.768 | 18,6 | 9,6 |
| 12064153000 | Garzau-Garzin | 4 | 2 | 851 | 437 | 0,0 | 50,0 | 6 | 3 | 1.277 | 655 | 0,0 | 33,3 |
| 12064172000 | Golzow | 1 | | 123 | 0 | 0,0 | | 7 | | 859 | 0 | 14,3 | |
| 12064190000 | Gusow-Platkow | 12 | 4 | 927 | 322 | 8,3 | 0,0 | 16 | 15 | 1.236 | 1.207 | 12,5 | 6,7 |
| 12064205000 | Heckelberg-Brunow | 3 | 1 | 455 | 150 | 66,7 | 0,0 | 1 | 1 | 152 | 150 | 0,0 | 0,0 |
| 12064222000 | Höhenland | 6 | 5 | 592 | 492 | 16,7 | 20,0 | 9 | 5 | 888 | 492 | 33,3 | 20,0 |
| 12064227000 | Hoppegarten | 225 | 226 | 1.252 | 1.269 | 12,4 | 8,0 | 409 | 467 | 2.277 | 2.623 | 6,6 | 7,3 |
| 12064266000 | Küstriner Vorland | 21 | 12 | 816 | 471 | 61,9 | 58,3 | 12 | 21 | 467 | 825 | 16,7 | 23,8 |
| 12064268000 | Lebus | 4 | 8 | 127 | 254 | 25,0 | 25,0 | 6 | 8 | 190 | 254 | 16,7 | 12,5 |
| 12064274000 | Letschin | 10 | 10 | 252 | 250 | 60,0 | 40,0 | 17 | 22 | 429 | 550 | 35,3 | 27,3 |
| 12064288000 | Lietzen | 2 | 2 | 273 | 260 | 50,0 | 0,0 | 2 | 5 | 273 | 649 | 50,0 | 40,0 |
| 12064290000 | Lindendorf | 9 | 17 | 668 | 1.262 | 0,0 | 0,0 | 19 | 28 | 1.409 | 2.079 | 0,0 | 3,6 |
| 12064303000 | Märkische Höhe | | 3 | 0 | 525 | | 66,7 | 1 | 3 | 177 | 525 | 0,0 | 66,7 |
| 12064317000 | Müncheberg | 40 | 30 | 586 | 440 | 20,0 | 30,0 | 65 | 64 | 952 | 938 | 15,4 | 21,9 |
| 12064336000 | Neuenhagen bei Berlin | 87 | 110 | 484 | 615 | 14,9 | 8,2 | 191 | 276 | 1.062 | 1.543 | 15,2 | 9,1 |
| 12064340000 | Neuhardenberg | 13 | 20 | 490 | 764 | 38,5 | 15,0 | 15 | 28 | 566 | 1.070 | 20,0 | 32,1 |
| 12064349000 | Neulewin | 3 | 8 | 332 | 883 | 100,0 | 0,0 | 6 | 11 | 664 | 1.214 | 66,7 | 0,0 |
| 12064365000 | Neutrebbin | 2 | 1 | 144 | 72 | 50,0 | 0,0 | 5 | 3 | 360 | 216 | 60,0 | 66,7 |
| 12064370000 | Oberbarnim | 6 | 6 | 393 | 416 | 16,7 | 33,3 | 8 | 5 | 524 | 347 | 12,5 | 20,0 |
| 12064371000 | Oderau | 6 | 6 | 377 | 379 | 16,7 | 16,7 | 7 | 6 | 440 | 379 | 28,6 | 16,7 |
| 12064380000 | Petershagen/Eggersdorf | 48 | 41 | 319 | 279 | 10,4 | 14,6 | 123 | 137 | 817 | 931 | 14,6 | 9,5 |
| 12064388000 | Podelzig | 1 | | 119 | 0 | 100,0 | | 2 | | 238 | 0 | 50,0 | |

Auszug aus PKS des Landes Brandenburg
Kennzahlen für ausgewählte Deliktsbereiche

| Schlüssel | Bezeichnung | KFZ-Kriminalität | | | | | | Straßenkriminalität | | | | | |
|--------------------|----------------------------|------------------|--------------|------------|------------|-------------|-------------|---------------------|--------------|--------------|--------------|-------------|-------------|
| | | 2018 | 2017 | 2018 | 2017 | 2018 | 2017 | 2018 | 2017 | 2018 | 2017 | 2018 | 2017 |
| | | erf. Fälle | | HZ | | AQ in % | | erf. Fälle | | HZ | | AQ in % | |
| 12064393000 | Prötzel | 8 | 3 | 798 | 296 | 12,5 | 0,0 | 7 | 3 | 699 | 296 | 14,3 | 0,0 |
| 12064408000 | Rehfelde | 21 | 26 | 422 | 536 | 33,3 | 11,5 | 53 | 48 | 1.065 | 990 | 11,3 | 12,5 |
| 12064417000 | Reichenow-Möglin | 2 | | 373 | 0 | 0,0 | | 2 | | 373 | 0 | 0,0 | |
| 12064420000 | Reitwein | | 2 | 0 | 436 | | 50,0 | | 2 | 0 | 436 | | 50,0 |
| 12064428000 | Rüdersdorf bei Berlin | 186 | 167 | 1.195 | 1.086 | 17,2 | 25,7 | 219 | 197 | 1.407 | 1.281 | 16,4 | 23,4 |
| 12064448000 | Seelow | 40 | 35 | 739 | 642 | 10,0 | 14,3 | 92 | 69 | 1.699 | 1.266 | 15,2 | 15,9 |
| 12064472000 | Strausberg | 204 | 260 | 769 | 985 | 15,7 | 17,7 | 533 | 575 | 2.010 | 2.179 | 12,6 | 15,8 |
| 12064480000 | Treplin | 7 | | 1.944 | 0 | 100,0 | | 1 | | 278 | 0 | 100,0 | |
| 12064482000 | Vierlinden | 6 | 5 | 416 | 339 | 50,0 | 20,0 | 5 | 9 | 347 | 611 | 20,0 | 33,3 |
| 12064484000 | Waldsiedersdorf | 1 | 1 | 124 | 124 | 100,0 | 0,0 | 4 | 3 | 494 | 371 | 75,0 | 0,0 |
| 12064512000 | Wriezen | 36 | 58 | 496 | 791 | 13,9 | 27,6 | 58 | 84 | 799 | 1.146 | 19,0 | 27,4 |
| 12064538000 | Zechin | 1 | | 150 | 0 | 0,0 | | 1 | | 150 | 0 | 0,0 | |
| 12064539000 | Zeschdorf | 2 | 2 | 160 | 160 | 50,0 | 100,0 | 2 | | 160 | 0 | 0,0 | |
| 12065000000 | Landkreis Oberhavel | 1.234 | 1.087 | 588 | 521 | 18,1 | 21,8 | 2.780 | 2.653 | 1.324 | 1.272 | 21,2 | 15,8 |
| 12065036000 | Birkenwerder | 50 | 39 | 618 | 486 | 14,0 | 12,8 | 202 | 137 | 2.495 | 1.709 | 33,2 | 7,3 |
| 12065084000 | Fürstenberg/Havel | 35 | 22 | 599 | 375 | 14,3 | 45,5 | 53 | 57 | 907 | 970 | 24,5 | 26,3 |
| 12065096000 | Glienicke/Nordbahn | 114 | 76 | 932 | 625 | 24,6 | 15,8 | 159 | 118 | 1.300 | 970 | 20,8 | 16,9 |
| 12065100000 | Gransee | 32 | 27 | 543 | 458 | 62,5 | 37,0 | 52 | 53 | 882 | 899 | 44,2 | 30,2 |
| 12065117000 | Großwoltersdorf | | 1 | 0 | 130 | | 0,0 | | 1 | 0 | 130 | | 0,0 |
| 12065136000 | Hennigsdorf | 144 | 182 | 546 | 696 | 11,1 | 26,4 | 452 | 465 | 1.714 | 1.779 | 15,5 | 18,1 |
| 12065144000 | Hohen Neuendorf | 121 | 105 | 465 | 409 | 12,4 | 12,4 | 384 | 319 | 1.477 | 1.241 | 33,3 | 10,0 |
| 12065165000 | Kremmen | 36 | 49 | 480 | 670 | 8,3 | 18,4 | 67 | 80 | 894 | 1.094 | 9,0 | 15,0 |
| 12065180000 | Leegebruch | 24 | 9 | 354 | 133 | 12,5 | 33,3 | 46 | 26 | 678 | 385 | 17,4 | 19,2 |
| 12065193000 | Liebenwalde | 17 | 15 | 397 | 351 | 47,1 | 20,0 | 23 | 22 | 537 | 514 | 34,8 | 31,8 |
| 12065198000 | Löwenberger Land | 28 | 30 | 343 | 371 | 28,6 | 13,3 | 50 | 53 | 613 | 656 | 20,0 | 18,9 |
| 12065225000 | Mühlenbecker Land | 100 | 73 | 667 | 492 | 21,0 | 19,2 | 178 | 190 | 1.187 | 1.282 | 23,0 | 7,9 |
| 12065251000 | Oberkrämer | 127 | 63 | 1.133 | 572 | 7,9 | 31,7 | 157 | 86 | 1.401 | 781 | 7,0 | 19,8 |
| 12065256000 | Oranienburg | 237 | 278 | 539 | 631 | 21,5 | 20,9 | 646 | 772 | 1.469 | 1.751 | 15,2 | 15,4 |
| 12065276000 | Schönermark | 2 | 1 | 443 | 223 | 100,0 | 100,0 | 2 | 2 | 443 | 445 | 100,0 | 50,0 |
| 12065301000 | Sonnenberg | 3 | | 364 | 0 | 66,7 | | 1 | | 121 | 0 | 0,0 | |
| 12065310000 | Stechlin | | 3 | 0 | 247 | | 33,3 | 2 | 2 | 165 | 165 | 0,0 | 0,0 |
| 12065332000 | Velten | 83 | 63 | 701 | 533 | 13,3 | 22,2 | 153 | 139 | 1.292 | 1.176 | 20,3 | 25,9 |
| 12065356000 | Zehdenick | 81 | 51 | 602 | 379 | 16,0 | 23,5 | 153 | 131 | 1.137 | 973 | 26,8 | 14,5 |

Auszug aus PKS des Landes Brandenburg
Kennzahlen für ausgewählte Deliktsbereiche

| Schlüssel | Bezeichnung | KFZ-Kriminalität | | | | | | Straßenkriminalität | | | | | |
|-------------|---------------------------------|------------------|-------|-------|-------|---------|------|---------------------|-------|-------|-------|---------|-------|
| | | 2018 | 2017 | 2018 | 2017 | 2018 | 2017 | 2018 | 2017 | 2018 | 2017 | 2018 | 2017 |
| | | erf. Fälle | | HZ | | AQ in % | | erf. Fälle | | HZ | | AQ in % | |
| 12066000000 | Landkreis Oberspreewald-Lausitz | 729 | 617 | 656 | 551 | 28,1 | 25,1 | 1.704 | 1.363 | 1.533 | 1.217 | 20,8 | 21,6 |
| 12066008000 | Altdöbern | 6 | 9 | 246 | 357 | 0,0 | 0,0 | 13 | 20 | 532 | 794 | 7,7 | 20,0 |
| 12066041000 | Bronkow | 1 | | 172 | 0 | 0,0 | | 1 | | 172 | 0 | 0,0 | |
| 12066052000 | Calau | 25 | 28 | 321 | 357 | 12,0 | 21,4 | 60 | 72 | 770 | 919 | 23,3 | 15,3 |
| 12066064000 | Frauendorf | | | 0 | 0 | | | | | 0 | 0 | | |
| 12066104000 | Großmehlen | 1 | 2 | 92 | 181 | 0,0 | 0,0 | 1 | 3 | 92 | 272 | 0,0 | 0,0 |
| 12066112000 | Großräschen | 52 | 46 | 605 | 533 | 23,1 | 41,3 | 96 | 77 | 1.116 | 892 | 22,9 | 36,4 |
| 12066116000 | Grünwald | | | 0 | 0 | | | 1 | | 188 | 0 | 0,0 | |
| 12066120000 | Guteborn | | | 0 | 0 | | | | 1 | 0 | 188 | | 100,0 |
| 12066124000 | Hermsdorf | | | 0 | 0 | | | | | 0 | 0 | | |
| 12066132000 | Hohenbocka | 4 | | 412 | 0 | 0,0 | | 4 | 2 | 412 | 204 | 0,0 | 50,0 |
| 12066168000 | Kroppen | | | 0 | 0 | | | | 1 | 0 | 147 | | 0,0 |
| 12066176000 | Lauchhammer | 67 | 59 | 460 | 399 | 31,3 | 45,8 | 123 | 112 | 844 | 757 | 23,6 | 32,1 |
| 12066188000 | Lindenau | 2 | 3 | 271 | 405 | 100,0 | 66,7 | 4 | 4 | 541 | 540 | 25,0 | 50,0 |
| 12066196000 | Lübbenau/Spreewald | 119 | 94 | 740 | 584 | 12,6 | 25,5 | 466 | 253 | 2.896 | 1.571 | 8,8 | 17,0 |
| 12066202000 | Luckaitztal | | 3 | 0 | 370 | | 33,3 | 3 | 9 | 372 | 1.110 | 0,0 | 11,1 |
| 12066226000 | Neu-Seeland | 6 | 12 | 1.014 | 2.030 | 83,3 | 0,0 | 8 | 14 | 1.351 | 2.369 | 75,0 | 14,3 |
| 12066228000 | Neupetershain | 4 | 5 | 334 | 407 | 0,0 | 20,0 | 13 | 9 | 1.087 | 732 | 0,0 | 11,1 |
| 12066240000 | Ortrand | 10 | 6 | 468 | 280 | 40,0 | 0,0 | 17 | 15 | 795 | 700 | 35,3 | 20,0 |
| 12066272000 | Ruhland | 79 | 21 | 2.161 | 569 | 44,3 | 28,6 | 102 | 45 | 2.791 | 1.219 | 36,3 | 20,0 |
| 12066285000 | Schipkau | 124 | 29 | 1.824 | 429 | 50,8 | 31,0 | 141 | 43 | 2.074 | 636 | 45,4 | 25,6 |
| 12066292000 | Schwarzbach | 1 | | 153 | 0 | 0,0 | | 2 | 2 | 306 | 302 | 0,0 | 50,0 |
| 12066296000 | Schwarzheide | 30 | 49 | 528 | 858 | 26,7 | 14,3 | 45 | 74 | 792 | 1.296 | 26,7 | 13,5 |
| 12066304000 | Senftenberg | 158 | 180 | 643 | 727 | 19,0 | 21,1 | 531 | 496 | 2.162 | 2.002 | 20,2 | 23,0 |
| 12066316000 | Tettau | 3 | 4 | 387 | 511 | 66,7 | 0,0 | 4 | 6 | 516 | 766 | 50,0 | 0,0 |
| 12066320000 | Vetschau/Spreewald | 37 | 67 | 452 | 808 | 13,5 | 22,4 | 69 | 105 | 843 | 1.266 | 18,8 | 15,2 |
| 12067000000 | Landkreis Oder-Spree | 1.338 | 1.307 | 750 | 731 | 18,0 | 17,2 | 2.212 | 2.289 | 1.240 | 1.280 | 15,6 | 14,8 |
| 12067024000 | Bad Saarow | 26 | 28 | 464 | 512 | 0,0 | 28,6 | 64 | 51 | 1.141 | 933 | 1,6 | 21,6 |
| 12067036000 | Beeskow | 37 | 43 | 458 | 531 | 37,8 | 20,9 | 86 | 98 | 1.064 | 1.210 | 25,6 | 17,3 |
| 12067040000 | Berkenbrück | 18 | 11 | 1.791 | 1.095 | 33,3 | 63,6 | 19 | 11 | 1.891 | 1.095 | 15,8 | 54,5 |
| 12067072000 | Briesen (Mark) | 41 | 49 | 1.466 | 1.761 | 51,2 | 32,7 | 37 | 52 | 1.323 | 1.868 | 37,8 | 13,5 |
| 12067076000 | Brieskow-Finkenheerd | 5 | 2 | 221 | 87 | 0,0 | 0,0 | 13 | 7 | 574 | 304 | 0,0 | 14,3 |
| 12067112000 | Diensdorf-Radlow | 1 | 2 | 169 | 353 | 0,0 | 0,0 | 1 | 4 | 169 | 705 | 0,0 | 0,0 |

Auszug aus PKS des Landes Brandenburg
Kennzahlen für ausgewählte Deliktsbereiche

| Schlüssel | Bezeichnung | KFZ-Kriminalität | | | | | | Straßenkriminalität | | | | | |
|-------------|-----------------------|------------------|------|-------|-------|---------|-------|---------------------|------|-------|-------|---------|------|
| | | 2018 | 2017 | 2018 | 2017 | 2018 | 2017 | 2018 | 2017 | 2018 | 2017 | 2018 | 2017 |
| | | erf. Fälle | | HZ | | AQ in % | | erf. Fälle | | HZ | | AQ in % | |
| 12067120000 | Eisenhüttenstadt | 217 | 223 | 866 | 847 | 10,6 | 8,5 | 368 | 426 | 1.469 | 1.618 | 17,4 | 14,8 |
| 12067124000 | Erkner | 136 | 141 | 1.151 | 1.206 | 10,3 | 3,5 | 343 | 346 | 2.902 | 2.959 | 8,5 | 9,2 |
| 12067137000 | Friedland | 15 | 5 | 507 | 168 | 26,7 | 20,0 | 14 | 4 | 473 | 134 | 21,4 | 0,0 |
| 12067144000 | Fürstenwalde/Spree | 269 | 269 | 838 | 840 | 24,2 | 23,8 | 508 | 549 | 1.583 | 1.714 | 18,1 | 20,0 |
| 12067173000 | Gosen-Neu Zittau | 36 | 21 | 1.137 | 684 | 8,3 | 9,5 | 44 | 34 | 1.389 | 1.107 | 11,4 | 11,8 |
| 12067180000 | Groß Lindow | 3 | 4 | 175 | 233 | 0,0 | 0,0 | 5 | 5 | 292 | 291 | 0,0 | 0,0 |
| 12067201000 | Grünheide (Mark) | 100 | 141 | 1.169 | 1.669 | 10,0 | 5,0 | 146 | 171 | 1.707 | 2.024 | 11,6 | 7,6 |
| 12067205000 | Grunow-Dammendorf | 4 | 1 | 802 | 199 | 0,0 | 0,0 | 4 | 2 | 802 | 398 | 0,0 | 0,0 |
| 12067237000 | Jacobsdorf | 28 | 58 | 1.477 | 3.074 | 39,3 | 67,2 | 19 | 39 | 1.002 | 2.067 | 10,5 | 41,0 |
| 12067288000 | Langewahl | 3 | 3 | 361 | 358 | 33,3 | 33,3 | 2 | 2 | 240 | 239 | 0,0 | 0,0 |
| 12067292000 | Lawitz | 4 | 2 | 681 | 336 | 0,0 | 0,0 | 4 | 2 | 681 | 336 | 0,0 | 0,0 |
| 12067324000 | Mixdorf | 1 | 1 | 110 | 110 | 100,0 | 0,0 | 1 | 1 | 110 | 110 | 100,0 | 0,0 |
| 12067336000 | Müllrose | 13 | 18 | 283 | 394 | 53,8 | 38,9 | 31 | 32 | 676 | 700 | 12,9 | 12,5 |
| 12067338000 | Neißemünde | 13 | 5 | 790 | 314 | 0,0 | 20,0 | 13 | 6 | 790 | 377 | 0,0 | 16,7 |
| 12067357000 | Neuzelle | 33 | 19 | 772 | 444 | 12,1 | 15,8 | 46 | 33 | 1.076 | 771 | 15,2 | 6,1 |
| 12067397000 | Ragow-Merz | 1 | 1 | 195 | 197 | 0,0 | 0,0 | 1 | 2 | 195 | 394 | 0,0 | 50,0 |
| 12067408000 | Rauen | 3 | 1 | 152 | 50 | 33,3 | 100,0 | 5 | 3 | 253 | 151 | 0,0 | 33,3 |
| 12067413000 | Reichenwalde | 1 | 8 | 89 | 703 | 0,0 | 0,0 | 3 | 9 | 268 | 791 | 66,7 | 0,0 |
| 12067426000 | Rietz-Neuendorf | 17 | 14 | 417 | 341 | 29,4 | 28,6 | 17 | 17 | 417 | 414 | 29,4 | 35,3 |
| 12067438000 | Schlaubetal | 4 | 4 | 216 | 217 | 0,0 | 25,0 | 3 | 6 | 162 | 326 | 0,0 | 50,0 |
| 12067440000 | Schöneiche bei Berlin | 67 | 62 | 536 | 503 | 11,9 | 8,1 | 102 | 104 | 816 | 843 | 14,7 | 8,7 |
| 12067458000 | Siehdichum | 5 | | 322 | 0 | 20,0 | | 6 | 1 | 386 | 66 | 33,3 | 0,0 |
| 12067469000 | Spreehagen | 76 | 32 | 2.327 | 990 | 21,1 | 21,9 | 77 | 34 | 2.358 | 1.052 | 22,1 | 14,7 |
| 12067473000 | Steinhöfel | 13 | 16 | 295 | 366 | 38,5 | 31,3 | 23 | 24 | 521 | 549 | 43,5 | 33,3 |
| 12067481000 | Storkow (Mark) | 46 | 45 | 506 | 496 | 4,3 | 17,8 | 68 | 84 | 747 | 926 | 8,8 | 16,7 |
| 12067493000 | Tauche | 14 | 8 | 367 | 207 | 21,4 | 12,5 | 21 | 12 | 550 | 310 | 14,3 | 16,7 |
| 12067508000 | Vogelsang | 1 | 6 | 139 | 825 | 0,0 | 0,0 | 2 | 9 | 277 | 1.238 | 0,0 | 0,0 |
| 12067520000 | Wendisch Rietz | 8 | 8 | 509 | 523 | 12,5 | 12,5 | 10 | 17 | 636 | 1.110 | 10,0 | 5,9 |
| 12067528000 | Wiesenu | 5 | 1 | 406 | 79 | 0,0 | 0,0 | 8 | 1 | 649 | 79 | 12,5 | 0,0 |
| 12067544000 | Woltersdorf | 72 | 54 | 879 | 662 | 18,1 | 5,6 | 96 | 87 | 1.172 | 1.066 | 18,8 | 2,3 |
| 12067552000 | Ziltendorf | 2 | 1 | 132 | 65 | 100,0 | 0,0 | 2 | 4 | 132 | 262 | 100,0 | 0,0 |

Auszug aus PKS des Landes Brandenburg
Kennzahlen für ausgewählte Deliktsbereiche

| Schlüssel | Bezeichnung | KFZ-Kriminalität | | | | | | Straßenkriminalität | | | | | |
|--------------------|-------------------------------------|------------------|--------------|------------|------------|-------------|-------------|---------------------|--------------|--------------|--------------|-------------|-------------|
| | | 2018 | 2017 | 2018 | 2017 | 2018 | 2017 | 2018 | 2017 | 2018 | 2017 | 2018 | 2017 |
| | | erf. Fälle | | HZ | | AQ in % | | erf. Fälle | | HZ | | AQ in % | |
| 12068000000 | Landkreis Ostprignitz-Ruppin | 597 | 641 | 601 | 645 | 39,2 | 22,8 | 1.121 | 1.125 | 1.128 | 1.132 | 32,9 | 26,2 |
| 12068052000 | Breddin | 3 | 2 | 338 | 226 | 0,0 | 100,0 | 8 | 5 | 901 | 564 | 25,0 | 80,0 |
| 12068072000 | Dabergotz | 8 | 4 | 1.286 | 655 | 37,5 | 25,0 | 8 | 5 | 1.286 | 818 | 37,5 | 20,0 |
| 12068109000 | Dreetz | 1 | 6 | 88 | 523 | 0,0 | 0,0 | 2 | 8 | 175 | 697 | 0,0 | 12,5 |
| 12068117000 | Fehrbellin | 88 | 64 | 990 | 723 | 45,5 | 14,1 | 107 | 83 | 1.204 | 938 | 41,1 | 15,7 |
| 12068181000 | Heiligengrabe | 16 | 24 | 365 | 542 | 43,8 | 12,5 | 26 | 33 | 593 | 746 | 34,6 | 12,1 |
| 12068188000 | Herzberg (Mark) | 6 | 4 | 919 | 607 | 50,0 | 75,0 | 7 | 7 | 1.072 | 1.062 | 57,1 | 71,4 |
| 12068264000 | Kyritz | 41 | 38 | 437 | 413 | 36,6 | 26,3 | 77 | 86 | 821 | 936 | 29,9 | 30,2 |
| 12068280000 | Lindow (Mark) | 17 | 13 | 557 | 429 | 23,5 | 23,1 | 30 | 28 | 982 | 925 | 13,3 | 28,6 |
| 12068306000 | Märkisch Linden | 2 | 10 | 169 | 852 | 50,0 | 30,0 | 4 | 11 | 339 | 937 | 0,0 | 36,4 |
| 12068320000 | Neuruppin | 200 | 207 | 647 | 667 | 34,5 | 23,2 | 456 | 443 | 1.476 | 1.427 | 27,6 | 27,8 |
| 12068324000 | Neustadt (Dosse) | 15 | 25 | 434 | 734 | 40,0 | 40,0 | 42 | 54 | 1.216 | 1.585 | 35,7 | 29,6 |
| 12068353000 | Rheinsberg | 49 | 59 | 604 | 723 | 42,9 | 13,6 | 90 | 103 | 1.110 | 1.262 | 37,8 | 24,3 |
| 12068372000 | Rüthnick | | 2 | 0 | 409 | | 0,0 | 1 | 2 | 212 | 409 | 0,0 | 0,0 |
| 12068409000 | Sieversdorf-Hohenofen | 2 | 4 | 287 | 559 | 0,0 | 25,0 | 2 | 4 | 287 | 559 | 0,0 | 25,0 |
| 12068413000 | Storbeck-Frankendorf | 1 | | 208 | 0 | 0,0 | | 1 | | 208 | 0 | 0,0 | |
| 12068417000 | Stüdenitz-Schönermark | | 2 | 0 | 345 | | 100,0 | | 1 | 0 | 173 | | 100,0 |
| 12068425000 | Temnitzquell | 11 | 17 | 1.451 | 2.252 | 9,1 | 29,4 | 12 | 19 | 1.583 | 2.517 | 16,7 | 36,8 |
| 12068426000 | Temnitztal | 8 | 3 | 554 | 205 | 37,5 | 33,3 | 8 | 4 | 554 | 274 | 37,5 | 25,0 |
| 12068437000 | Vielitzsee | 1 | 1 | 216 | 218 | 0,0 | 0,0 | 1 | 2 | 216 | 437 | 0,0 | 0,0 |
| 12068452000 | Walsleben | 7 | 19 | 891 | 2.396 | 0,0 | 15,8 | 12 | 19 | 1.527 | 2.396 | 16,7 | 5,3 |
| 12068468000 | Wittstock/Dosse | 102 | 115 | 714 | 805 | 54,9 | 21,7 | 192 | 176 | 1.344 | 1.232 | 47,9 | 23,3 |
| 12068477000 | Wusterhausen/Dosse | 18 | 22 | 306 | 369 | 27,8 | 40,9 | 34 | 32 | 578 | 537 | 17,6 | 40,6 |
| 12068501000 | Zernitz-Lohm | 1 | | 116 | 0 | 0,0 | | 1 | | 116 | 0 | 0,0 | |
| 12069000000 | Landkreis Potsdam-Mittelmark | 1.519 | 1.597 | 712 | 753 | 16,5 | 21,5 | 2.567 | 2.706 | 1.204 | 1.275 | 23,5 | 22,1 |
| 12069017000 | Beelitz | 80 | 80 | 657 | 658 | 6,3 | 8,8 | 121 | 140 | 994 | 1.151 | 5,0 | 7,1 |
| 12069018000 | Beetzsee | 5 | 5 | 193 | 196 | 0,0 | 0,0 | 10 | 5 | 386 | 196 | 20,0 | 0,0 |
| 12069019000 | Beetzseeheide | | 2 | 0 | 286 | | 0,0 | 1 | 3 | 145 | 429 | 0,0 | 0,0 |
| 12069020000 | Bad Belzig | 51 | 58 | 458 | 522 | 11,8 | 15,5 | 124 | 121 | 1.115 | 1.089 | 12,1 | 16,5 |
| 12069028000 | Bensdorf | 3 | 5 | 247 | 405 | 0,0 | 0,0 | 5 | 6 | 412 | 485 | 0,0 | 0,0 |
| 12069052000 | Borkheide | 7 | 8 | 349 | 410 | 0,0 | 12,5 | 19 | 17 | 948 | 870 | 10,5 | 5,9 |
| 12069056000 | Borkwalde | 2 | 7 | 134 | 471 | 0,0 | 0,0 | 5 | 10 | 336 | 672 | 0,0 | 0,0 |
| 12069076000 | Brück | 10 | 6 | 250 | 150 | 30,0 | 0,0 | 32 | 33 | 799 | 825 | 18,8 | 21,2 |

Auszug aus PKS des Landes Brandenburg
Kennzahlen für ausgewählte Deliktbereiche

| Schlüssel | Bezeichnung | KFZ-Kriminalität | | | | | | Straßenkriminalität | | | | | |
|-------------|--------------------|------------------|------|-------|-------|---------|------|---------------------|------|-------|-------|---------|-------|
| | | 2018 | 2017 | 2018 | 2017 | 2018 | 2017 | 2018 | 2017 | 2018 | 2017 | 2018 | 2017 |
| | | erf. Fälle | | HZ | | AQ in % | | erf. Fälle | | HZ | | AQ in % | |
| 12069089000 | Buckautal | | 3 | 0 | 605 | | 66,7 | | 2 | 0 | 403 | | 50,0 |
| 12069216000 | Golzow | 3 | 1 | 226 | 76 | 33,3 | 0,0 | 3 | 2 | 226 | 152 | 33,3 | 0,0 |
| 12069224000 | Görzke | 2 | 6 | 163 | 487 | 0,0 | 33,3 | 3 | 7 | 244 | 568 | 0,0 | 28,6 |
| 12069232000 | Gräben | | 1 | 0 | 196 | | 0,0 | | 1 | 0 | 196 | | 0,0 |
| 12069249000 | Groß Kreuz/Emster | 25 | 35 | 298 | 423 | 28,0 | 8,6 | 40 | 58 | 477 | 701 | 17,5 | 8,6 |
| 12069270000 | Havelsee | 8 | 11 | 248 | 339 | 0,0 | 9,1 | 21 | 18 | 650 | 555 | 33,3 | 16,7 |
| 12069304000 | Kleinmachnow | 190 | 219 | 922 | 1.061 | 27,9 | 5,9 | 294 | 418 | 1.427 | 2.025 | 58,8 | 17,5 |
| 12069306000 | Kloster Lehnin | 65 | 69 | 599 | 633 | 26,2 | 24,6 | 77 | 94 | 710 | 862 | 19,5 | 21,3 |
| 12069345000 | Linthe | 58 | 43 | 6.360 | 4.799 | 3,4 | 58,1 | 59 | 45 | 6.469 | 5.022 | 3,4 | 55,6 |
| 12069397000 | Michendorf | 86 | 67 | 691 | 546 | 18,6 | 10,4 | 150 | 113 | 1.206 | 921 | 12,0 | 7,1 |
| 12069402000 | Mühlenfließ | 61 | 15 | 6.916 | 1.659 | 29,5 | 13,3 | 66 | 21 | 7.483 | 2.323 | 25,8 | 9,5 |
| 12069448000 | Niemegk | 7 | 14 | 343 | 689 | 0,0 | 28,6 | 13 | 19 | 636 | 935 | 0,0 | 15,8 |
| 12069454000 | Nuthetal | 34 | 30 | 375 | 335 | 8,8 | 3,3 | 98 | 87 | 1.080 | 971 | 8,2 | 50,6 |
| 12069460000 | Päwesin | 2 | | 400 | 0 | 50,0 | | 3 | 1 | 600 | 192 | 66,7 | 100,0 |
| 12069470000 | Planebruch | 2 | | 198 | 0 | 50,0 | | 2 | | 198 | 0 | 50,0 | |
| 12069474000 | Planetal | 5 | | 538 | 0 | 20,0 | | 6 | 1 | 645 | 105 | 16,7 | 100,0 |
| 12069485000 | Rabenstein/Fläming | 12 | 12 | 1.472 | 1.496 | 16,7 | 41,7 | 14 | 12 | 1.718 | 1.496 | 14,3 | 41,7 |
| 12069537000 | Rosenau | | 3 | 0 | 321 | | 33,3 | 2 | 3 | 219 | 321 | 50,0 | 33,3 |
| 12069541000 | Roskow | 1 | 3 | 85 | 253 | 0,0 | 33,3 | 2 | 4 | 170 | 337 | 0,0 | 25,0 |
| 12069590000 | Schwielowsee | 56 | 76 | 527 | 719 | 12,5 | 35,5 | 75 | 105 | 706 | 994 | 6,7 | 39,0 |
| 12069596000 | Seddiner See | 118 | 61 | 2.562 | 1.373 | 6,8 | 1,6 | 142 | 79 | 3.083 | 1.778 | 8,5 | 3,8 |
| 12069604000 | Stahnsdorf | 109 | 139 | 714 | 912 | 15,6 | 7,2 | 165 | 202 | 1.081 | 1.325 | 24,2 | 14,4 |
| 12069616000 | Teltow | 211 | 176 | 819 | 686 | 19,4 | 13,6 | 471 | 414 | 1.828 | 1.613 | 36,1 | 18,4 |
| 12069632000 | Treuenbrietzen | 19 | 21 | 254 | 282 | 21,1 | 23,8 | 35 | 53 | 468 | 710 | 17,1 | 13,2 |
| 12069648000 | Wenzlow | 3 | 5 | 547 | 921 | 33,3 | 40,0 | 3 | 7 | 547 | 1.289 | 33,3 | 14,3 |
| 12069656000 | Werder (Havel) | 142 | 196 | 553 | 773 | 15,5 | 13,3 | 339 | 352 | 1.319 | 1.389 | 19,8 | 15,9 |
| 12069665000 | Wiesenburg/Mark | 13 | 12 | 304 | 279 | 23,1 | 16,7 | 20 | 17 | 468 | 395 | 15,0 | 5,9 |
| 12069680000 | Wollin | 20 | 2 | 2.378 | 237 | 10,0 | 0,0 | 20 | 2 | 2.378 | 237 | 10,0 | 0,0 |
| 12069688000 | Wusterwitz | 7 | 8 | 230 | 263 | 14,3 | 12,5 | 23 | 24 | 755 | 789 | 0,0 | 12,5 |
| 12069696000 | Ziesar | 102 | 198 | 4.177 | 8.101 | 8,8 | 73,2 | 104 | 210 | 4.259 | 8.592 | 9,6 | 71,0 |

Auszug aus PKS des Landes Brandenburg
Kennzahlen für ausgewählte Deliktsbereiche

| Schlüssel | Bezeichnung | KFZ-Kriminalität | | | | | | Straßenkriminalität | | | | | |
|-------------|------------------------|------------------|------|-------|-------|---------|------|---------------------|-------|-------|-------|---------|------|
| | | 2018 | 2017 | 2018 | 2017 | 2018 | 2017 | 2018 | 2017 | 2018 | 2017 | 2018 | 2017 |
| | | erf. Fälle | | HZ | | AQ in % | | erf. Fälle | | HZ | | AQ in % | |
| 12070000000 | Landkreis Prignitz | 394 | 395 | 510 | 508 | 19,3 | 29,1 | 687 | 747 | 889 | 960 | 22,0 | 24,6 |
| 12070008000 | Bad Wilsnack | 8 | 13 | 311 | 504 | 25,0 | 15,4 | 14 | 17 | 543 | 660 | 14,3 | 11,8 |
| 12070028000 | Berge | 6 | 2 | 800 | 259 | 16,7 | 50,0 | 6 | 4 | 800 | 519 | 16,7 | 50,0 |
| 12070052000 | Breese | 2 | 3 | 134 | 204 | 0,0 | 66,7 | 2 | 4 | 134 | 272 | 0,0 | 50,0 |
| 12070060000 | Cumlosen | | 2 | 0 | 277 | | 0,0 | 1 | 4 | 140 | 553 | 0,0 | 50,0 |
| 12070096000 | Gerdshagen | 1 | 2 | 203 | 401 | 0,0 | 0,0 | 1 | 2 | 203 | 401 | 0,0 | 0,0 |
| 12070125000 | Groß Pankow (Prignitz) | 6 | 10 | 155 | 252 | 16,7 | 40,0 | 6 | 12 | 155 | 303 | 16,7 | 33,3 |
| 12070145000 | Gülitz-Reetz | | | 0 | 0 | | | | | 0 | 0 | | |
| 12070149000 | Gumtow | 5 | 5 | 148 | 147 | 20,0 | 80,0 | 8 | 5 | 237 | 147 | 12,5 | 80,0 |
| 12070153000 | Halenbeck-Rohlsdorf | | 1 | 0 | 190 | | 0,0 | | 2 | 0 | 380 | | 50,0 |
| 12070173000 | Karstädt | 11 | 17 | 184 | 283 | 18,2 | 47,1 | 18 | 30 | 301 | 499 | 16,7 | 40,0 |
| 12070222000 | Kümmernitztal | | 8 | 0 | 2.094 | | 62,5 | 1 | 8 | 268 | 2.094 | 0,0 | 75,0 |
| 12070236000 | Lanz | 3 | 1 | 405 | 135 | 0,0 | 0,0 | 4 | 2 | 540 | 269 | 0,0 | 0,0 |
| 12070241000 | Legde/Quitzebel | 1 | 2 | 166 | 336 | 0,0 | 0,0 | 1 | 2 | 166 | 336 | 0,0 | 0,0 |
| 12070244000 | Lenzen (Elbe) | 6 | 5 | 281 | 231 | 16,7 | 40,0 | 8 | 15 | 375 | 694 | 12,5 | 40,0 |
| 12070246000 | Lenzerwische | 1 | 1 | 224 | 223 | 100,0 | 0,0 | 2 | 1 | 447 | 223 | 50,0 | 0,0 |
| 12070266000 | Marienfließ | 1 | 1 | 141 | 144 | 100,0 | 0,0 | | 1 | 0 | 144 | | 0,0 |
| 12070280000 | Meyenburg | 6 | 8 | 285 | 376 | 16,7 | 25,0 | 10 | 10 | 475 | 470 | 40,0 | 30,0 |
| 12070296000 | Perleberg | 75 | 90 | 609 | 728 | 24,0 | 42,2 | 147 | 169 | 1.193 | 1.367 | 31,3 | 33,1 |
| 12070300000 | Pirow | 1 | 3 | 229 | 664 | 0,0 | 66,7 | 1 | 3 | 229 | 664 | 0,0 | 66,7 |
| 12070302000 | Plattenburg | 10 | 10 | 301 | 293 | 20,0 | 0,0 | 21 | 29 | 632 | 850 | 19,0 | 6,9 |
| 12070316000 | Pritzwalk | 81 | 65 | 674 | 539 | 14,8 | 30,8 | 129 | 99 | 1.074 | 822 | 22,5 | 27,3 |
| 12070325000 | Putlitz | 15 | 14 | 554 | 512 | 6,7 | 21,4 | 15 | 17 | 554 | 621 | 6,7 | 11,8 |
| 12070348000 | Rühstädt | 2 | 1 | 426 | 212 | 0,0 | 0,0 | 2 | 2 | 426 | 424 | 0,0 | 50,0 |
| 12070393000 | Triglitz | 20 | 9 | 3.984 | 1.887 | 10,0 | 66,7 | 20 | 9 | 3.984 | 1.887 | 10,0 | 66,7 |
| 12070416000 | Weisen | | 2 | 0 | 207 | | 0,0 | 2 | 4 | 210 | 413 | 50,0 | 0,0 |
| 12070424000 | Wittenberge | 133 | 120 | 773 | 693 | 22,6 | 13,3 | 268 | 296 | 1.558 | 1.709 | 20,1 | 14,9 |
| 12071000000 | Landkreis Spree-Neiße | 746 | 760 | 646 | 651 | 21,3 | 15,9 | 1.394 | 1.696 | 1.207 | 1.452 | 16,0 | 13,3 |
| 12071028000 | Briesen | 2 | 1 | 262 | 131 | 50,0 | 0,0 | 2 | 1 | 262 | 131 | 0,0 | 0,0 |
| 12071032000 | Burg (Spreewald) | 14 | 21 | 327 | 486 | 14,3 | 0,0 | 25 | 40 | 585 | 926 | 8,0 | 2,5 |
| 12071041000 | Dissen-Striesow | 2 | 3 | 203 | 302 | 50,0 | 0,0 | 2 | 3 | 203 | 302 | 50,0 | 0,0 |
| 12071044000 | Döbern | 22 | 27 | 677 | 820 | 9,1 | 14,8 | 38 | 49 | 1.169 | 1.489 | 10,5 | 14,3 |
| 12071052000 | Drachhausen | | 4 | 0 | 498 | | 25,0 | 3 | 6 | 375 | 746 | 33,3 | 16,7 |

Auszug aus PKS des Landes Brandenburg
Kennzahlen für ausgewählte Deliktsbereiche

| Schlüssel | Bezeichnung | KFZ-Kriminalität | | | | | | Straßenkriminalität | | | | | |
|--------------------|---------------------------------|------------------|--------------|------------|------------|-------------|-------------|---------------------|--------------|--------------|--------------|-------------|-------------|
| | | 2018 | 2017 | 2018 | 2017 | 2018 | 2017 | 2018 | 2017 | 2018 | 2017 | 2018 | 2017 |
| | | erf. Fälle | | HZ | | AQ in % | | erf. Fälle | | HZ | | AQ in % | |
| 12071057000 | Drebkau | 23 | 27 | 412 | 481 | 21,7 | 33,3 | 43 | 32 | 771 | 570 | 20,9 | 18,8 |
| 12071060000 | Drehnow | | | 0 | 0 | | | | | 0 | 0 | | |
| 12071074000 | Felixsee | 3 | 7 | 158 | 362 | 0,0 | 28,6 | 5 | 10 | 263 | 518 | 0,0 | 10,0 |
| 12071076000 | Forst (Lausitz) | 227 | 184 | 1.237 | 987 | 18,9 | 14,1 | 458 | 663 | 2.496 | 3.555 | 15,3 | 10,7 |
| 12071153000 | Groß Schacksdorf-Simmersdorf | 7 | 12 | 683 | 1.077 | 85,7 | 50,0 | 4 | 10 | 390 | 898 | 50,0 | 30,0 |
| 12071160000 | Guben | 144 | 137 | 838 | 784 | 13,2 | 11,7 | 393 | 317 | 2.288 | 1.814 | 12,5 | 10,4 |
| 12071164000 | Guhrow | | | 0 | 0 | | | | 2 | 0 | 385 | | 50,0 |
| 12071176000 | Heinersbrück | 2 | 7 | 349 | 1.207 | 0,0 | 14,3 | 2 | 8 | 349 | 1.379 | 0,0 | 12,5 |
| 12071189000 | Jämlitz-Klein Düben | 7 | 1 | 1.496 | 211 | 0,0 | 0,0 | 6 | 1 | 1.282 | 211 | 0,0 | 0,0 |
| 12071193000 | Jänschwalde | 12 | 14 | 781 | 896 | 8,3 | 7,1 | 20 | 17 | 1.301 | 1.088 | 10,0 | 17,6 |
| 12071244000 | Kolkwitz | 45 | 36 | 490 | 392 | 33,3 | 33,3 | 52 | 56 | 566 | 609 | 15,4 | 17,9 |
| 12071294000 | Weiße-Malxetal | 7 | 7 | 431 | 431 | 57,1 | 0,0 | 9 | 9 | 554 | 554 | 44,4 | 11,1 |
| 12071301000 | Neuhausen/Spree | 13 | 7 | 263 | 141 | 23,1 | 0,0 | 13 | 18 | 263 | 363 | 7,7 | 33,3 |
| 12071304000 | Peitz | 22 | 32 | 504 | 727 | 22,7 | 18,8 | 36 | 65 | 825 | 1.477 | 19,4 | 9,2 |
| 12071337000 | Schenkendöbern | 10 | 10 | 277 | 277 | 70,0 | 20,0 | 12 | 16 | 332 | 443 | 41,7 | 18,8 |
| 12071341000 | Schmogrow-Fehrow | | | 0 | 0 | | | | | 0 | 0 | | |
| 12071372000 | Spremberg | 155 | 180 | 690 | 791 | 24,5 | 15,6 | 230 | 302 | 1.024 | 1.327 | 20,9 | 21,5 |
| 12071384000 | Tauer | | | 0 | 0 | | | | 1 | 0 | 143 | | 0,0 |
| 12071386000 | Teichland | 2 | 6 | 179 | 525 | 0,0 | 0,0 | 6 | 9 | 537 | 787 | 0,0 | 0,0 |
| 12071392000 | Tschernitz | 2 | 3 | 161 | 239 | 0,0 | 0,0 | 3 | 5 | 242 | 399 | 0,0 | 0,0 |
| 12071401000 | Turnow-Preilack | 1 | 1 | 87 | 87 | 0,0 | 0,0 | 2 | 4 | 175 | 349 | 50,0 | 0,0 |
| 12071408000 | Welzow | 18 | 14 | 516 | 394 | 27,8 | 35,7 | 22 | 31 | 630 | 873 | 22,7 | 16,1 |
| 12071412000 | Werben | 4 | 3 | 236 | 175 | 0,0 | 33,3 | 4 | 1 | 236 | 58 | 0,0 | 0,0 |
| 12071414000 | Wiesengrund | 2 | 16 | 144 | 1.164 | 50,0 | 0,0 | 4 | 20 | 289 | 1.455 | 75,0 | 5,0 |
| 12072000000 | Landkreis Teltow-Fläming | 1.218 | 1.441 | 730 | 875 | 23,6 | 18,4 | 2.265 | 2.500 | 1.357 | 1.517 | 21,1 | 17,6 |
| 12072002000 | Am Mellensee | 22 | 22 | 326 | 329 | 22,7 | 40,9 | 26 | 22 | 385 | 329 | 23,1 | 36,4 |
| 12072014000 | Baruth/Mark | 31 | 25 | 749 | 607 | 16,1 | 4,0 | 40 | 40 | 967 | 971 | 17,5 | 17,5 |
| 12072017000 | Blankenfelde-Mahlow | 207 | 279 | 756 | 1.037 | 19,3 | 13,3 | 433 | 520 | 1.582 | 1.932 | 15,5 | 10,4 |
| 12072053000 | Dahme/Mark | 12 | 11 | 243 | 220 | 25,0 | 36,4 | 27 | 19 | 548 | 380 | 25,9 | 21,1 |
| 12072055000 | Dahmetal | 3 | 1 | 630 | 210 | 66,7 | 0,0 | 3 | 2 | 630 | 420 | 66,7 | 0,0 |
| 12072120000 | Großbeeren | 87 | 130 | 1.037 | 1.580 | 13,8 | 10,0 | 115 | 163 | 1.370 | 1.981 | 14,8 | 10,4 |
| 12072157000 | Ihlow | 2 | 1 | 293 | 141 | 50,0 | 100,0 | 2 | | 293 | 0 | 0,0 | |
| 12072169000 | Jüterbog | 99 | 92 | 799 | 747 | 36,4 | 18,5 | 181 | 170 | 1.461 | 1.381 | 30,9 | 17,1 |

Auszug aus PKS des Landes Brandenburg
Kennzahlen für ausgewählte Deliktsbereiche

| Schlüssel | Bezeichnung | KFZ-Kriminalität | | | | | | Straßenkriminalität | | | | | |
|--------------------|----------------------------|------------------|------------|------------|------------|-------------|-------------|---------------------|--------------|--------------|--------------|-------------|-------------|
| | | 2018 | 2017 | 2018 | 2017 | 2018 | 2017 | 2018 | 2017 | 2018 | 2017 | 2018 | 2017 |
| | | erf. Fälle | | HZ | | AQ in % | | erf. Fälle | | HZ | | AQ in % | |
| 12072232000 | Luckenwalde | 185 | 203 | 895 | 989 | 15,7 | 33,5 | 387 | 364 | 1.872 | 1.774 | 17,6 | 27,2 |
| 12072240000 | Ludwigfelde | 298 | 337 | 1.161 | 1.335 | 29,5 | 10,7 | 531 | 589 | 2.069 | 2.333 | 22,2 | 13,6 |
| 12072297000 | Niederhörnsdorf | 22 | 18 | 359 | 295 | 9,1 | 16,7 | 38 | 26 | 621 | 426 | 18,4 | 19,2 |
| 12072298000 | Niederer Fläming | 7 | 4 | 227 | 129 | 0,0 | 25,0 | 10 | 4 | 324 | 129 | 10,0 | 0,0 |
| 12072312000 | Nuthe-Urstromtal | 10 | 19 | 152 | 287 | 50,0 | 5,3 | 13 | 41 | 198 | 619 | 53,8 | 9,8 |
| 12072340000 | Rangsdorf | 62 | 73 | 550 | 654 | 12,9 | 4,1 | 130 | 149 | 1.153 | 1.335 | 14,6 | 6,7 |
| 12072426000 | Trebbin | 44 | 64 | 466 | 676 | 13,6 | 31,3 | 87 | 108 | 922 | 1.140 | 17,2 | 30,6 |
| 12072477000 | Zossen | 127 | 162 | 671 | 894 | 36,2 | 31,5 | 242 | 283 | 1.279 | 1.562 | 33,5 | 32,2 |
| 12073000000 | Landkreis Uckermark | 590 | 613 | 490 | 507 | 24,1 | 23,5 | 1.240 | 1.262 | 1.030 | 1.044 | 24,1 | 23,6 |
| 12073008000 | Angermünde | 87 | 77 | 629 | 558 | 28,7 | 28,6 | 216 | 129 | 1.561 | 935 | 24,5 | 25,6 |
| 12073032000 | Berkholz-Meyenburg | 2 | 3 | 163 | 239 | 0,0 | 0,0 | 2 | 3 | 163 | 239 | 0,0 | 0,0 |
| 12073069000 | Boitzenburger Land | 9 | 10 | 286 | 316 | 33,3 | 30,0 | 15 | 14 | 476 | 442 | 33,3 | 28,6 |
| 12073085000 | Brüssow | 3 | 4 | 161 | 212 | 66,7 | 25,0 | 5 | 3 | 269 | 159 | 40,0 | 0,0 |
| 12073093000 | Carmzow-Wallmow | 4 | | 651 | 0 | 0,0 | | 7 | 2 | 1.140 | 314 | 28,6 | 100,0 |
| 12073097000 | Casekow | 6 | 10 | 317 | 528 | 16,7 | 70,0 | 22 | 15 | 1.164 | 792 | 13,6 | 33,3 |
| 12073157000 | Flieth-Stegelitz | 3 | 2 | 560 | 369 | 33,3 | 50,0 | 3 | 3 | 560 | 554 | 33,3 | 33,3 |
| 12073189000 | Gartz (Oder) | 9 | 6 | 353 | 239 | 33,3 | 33,3 | 9 | 7 | 353 | 278 | 11,1 | 14,3 |
| 12073201000 | Gerswalde | 2 | 2 | 128 | 126 | 50,0 | 50,0 | 4 | 9 | 255 | 565 | 75,0 | 44,4 |
| 12073216000 | Göritz | | | 0 | 0 | | | | | 0 | 0 | | |
| 12073225000 | Gramzow | 5 | 4 | 269 | 211 | 40,0 | 75,0 | 3 | 3 | 162 | 158 | 0,0 | 66,7 |
| 12073261000 | Grünow | 1 | 2 | 106 | 216 | 100,0 | 0,0 | | 3 | 0 | 324 | | 0,0 |
| 12073309000 | Hohenselchow-Groß Pinnow | 2 | 1 | 256 | 127 | 100,0 | 100,0 | 3 | 2 | 385 | 255 | 100,0 | 100,0 |
| 12073384000 | Lychen | 18 | 8 | 561 | 248 | 33,3 | 25,0 | 32 | 26 | 998 | 807 | 31,3 | 46,2 |
| 12073386000 | Mark Landin | 3 | 1 | 296 | 100 | 66,7 | 0,0 | 2 | 2 | 197 | 201 | 50,0 | 0,0 |
| 12073393000 | Mescherin | 2 | 1 | 242 | 125 | 0,0 | 100,0 | 4 | 1 | 485 | 125 | 25,0 | 0,0 |
| 12073396000 | Milmersdorf | 6 | 3 | 415 | 207 | 16,7 | 33,3 | 9 | 4 | 622 | 276 | 11,1 | 25,0 |
| 12073404000 | Mittenwalde | | | 0 | 0 | | | | | 0 | 0 | | |
| 12073429000 | Nordwestuckermark | 4 | 5 | 94 | 117 | 25,0 | 20,0 | 7 | 7 | 165 | 164 | 57,1 | 14,3 |
| 12073430000 | Oberuckersee | 6 | 2 | 359 | 119 | 50,0 | 0,0 | 9 | 9 | 538 | 535 | 33,3 | 0,0 |
| 12073440000 | Pinnow | 4 | | 444 | 0 | 0,0 | | 9 | 3 | 1.000 | 342 | 22,2 | 33,3 |
| 12073452000 | Prenzlau | 100 | 184 | 523 | 954 | 25,0 | 19,6 | 274 | 358 | 1.434 | 1.857 | 28,8 | 22,9 |
| 12073458000 | Randowtal | 3 | 8 | 323 | 870 | 66,7 | 62,5 | 2 | 5 | 216 | 543 | 50,0 | 40,0 |
| 12073490000 | Schenkenberg | 2 | 3 | 320 | 493 | 0,0 | 0,0 | 3 | 5 | 480 | 821 | 33,3 | 20,0 |

Auszug aus PKS des Landes Brandenburg
Kennzahlen für ausgewählte Deliktsbereiche

| Schlüssel | Bezeichnung | KFZ-Kriminalität | | | | | | Straßenkriminalität | | | | | |
|-------------|--------------------|------------------|------|-------|-------|---------|-------|---------------------|------|-------|-------|---------|-------|
| | | 2018 | 2017 | 2018 | 2017 | 2018 | 2017 | 2018 | 2017 | 2018 | 2017 | 2018 | 2017 |
| | | erf. Fälle | | HZ | | AQ in % | | erf. Fälle | | HZ | | AQ in % | |
| 12073505000 | Schöneberg | 5 | 2 | 617 | 238 | 20,0 | 50,0 | 7 | 4 | 863 | 476 | 0,0 | 25,0 |
| 12073520000 | Schönfeld | 10 | 11 | 1.686 | 1.843 | 0,0 | 0,0 | 9 | 11 | 1.518 | 1.843 | 0,0 | 0,0 |
| 12073532000 | Schwedt/Oder | 222 | 184 | 738 | 610 | 19,8 | 21,7 | 410 | 436 | 1.363 | 1.445 | 20,2 | 21,1 |
| 12073565000 | Tantow | 1 | 2 | 125 | 256 | 0,0 | 50,0 | 4 | 3 | 499 | 385 | 0,0 | 0,0 |
| 12073569000 | Temmen-Ringenwalde | 1 | 1 | 189 | 186 | 100,0 | 0,0 | 1 | 1 | 189 | 186 | 0,0 | 0,0 |
| 12073572000 | Templin | 53 | 61 | 332 | 378 | 20,8 | 18,0 | 147 | 169 | 920 | 1.049 | 23,8 | 26,6 |
| 12073578000 | Uckerfelde | 2 | 6 | 215 | 636 | 50,0 | 33,3 | 3 | 8 | 322 | 848 | 33,3 | 25,0 |
| 12073579000 | Uckerland | 9 | 4 | 338 | 149 | 33,3 | 25,0 | 11 | 7 | 413 | 260 | 27,3 | 14,3 |
| 12073603000 | Passow | 5 | 5 | 344 | 342 | 0,0 | 0,0 | 6 | 9 | 413 | 615 | 0,0 | 22,2 |
| 12073645000 | Zichow | 1 | 1 | 177 | 177 | 0,0 | 100,0 | 2 | 1 | 354 | 177 | 50,0 | 100,0 |

